

Microsoft 365 Update.

September 2020

About this Microsoft 365 Update

We like to inform our customers on a strategic level and of course preferably in person. However, we also would like to keep you up to date monthly, with all the news coming from Microsoft about Microsoft 365. With this update, we hope to achieve that you have a better and clear understanding on how those new updates could impact your business, and what you can do with/about them.

We marked each message sent by Microsoft with a flag to mark their importance, interpreted by Portiva professionals that use their experience to weigh these new or updated experiences for our customers.

This update is created each month with great care by:



Rick Hilferink
Teamlead Managed Services
rhilferink@portiva.nl



New features that are relevant and interesting for your organization



Changes/updates that have direct impact on user / admin experience, important to know!



Noticeable but less important updates

With stickers we provide you with specific advice on how to handle that specific change or new feature.



New Features



Changes/Updates



Less important

Microsoft 365 Update.

September 2020

Microsoft 365 General updates

(Updated) New Feature: Cortana Briefing email

The [Briefing email from Cortana](#) helps users start their day on track by surfacing information on upcoming meetings and outstanding tasks as well as protecting time for independent work. After this feature rolls out, your end users will receive an automatically generated Briefing email (from Cortana) unless you disable the feature for your tenant. Only users who have an Exchange Online license and whose Office language is English will receive the Briefing email.



This feature is enabled by default.

- Exchange Service Administrators or Company Administrators can disable this [feature using PowerShell](#) or within [Admin center](#).
- Your users can opt-out of the Briefing email by selecting Unsubscribe, located near the bottom of all Briefing emails.

The customized email is only available to an end user; no administrator or manager can see another individual's Briefing email. All data is stored inside the user's mailbox. Briefing email is subject to the same [GDPR compliance terms as Office 365](#).



A new feature enabled by default. Your colleagues will receive these notifications and if required, you can turn them off. If you need help with that, please let us know!

New Power Automate app for Teams



The Power Automate app helps users build automation in Teams through more accessible and discoverable workflow templates. In addition, users can more easily customize templates to specific, user-defined, automation scenarios.



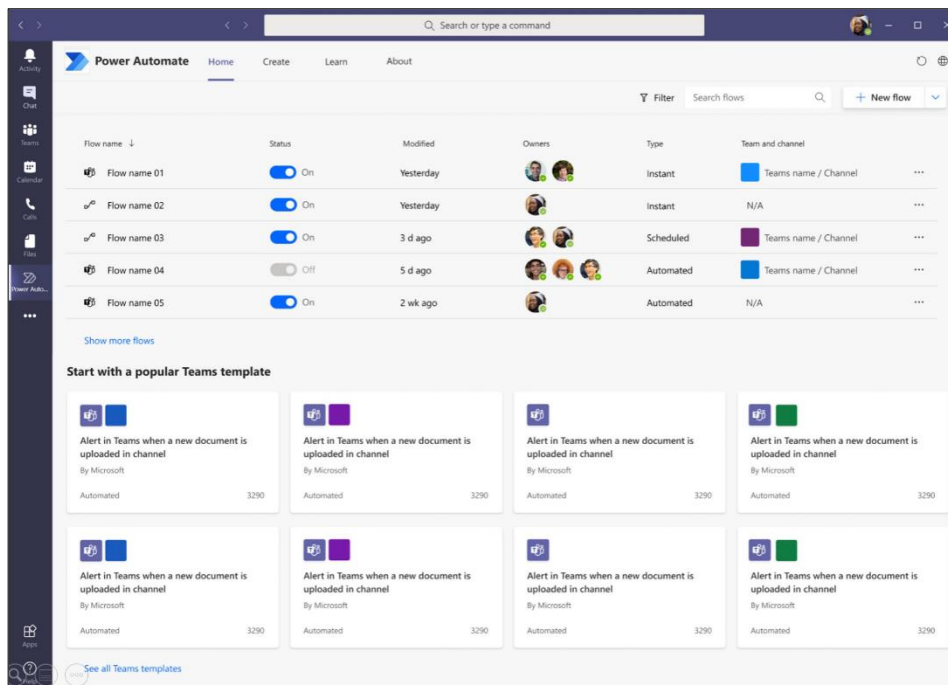
Better integration in building power automate applications whilst providing templates etc. See screenshot on next page.

Microsoft 365 Update.

September 2020

Power Automate is a service for automating workflow across the growing number of apps and SaaS services that business users rely on.

Mockup of Power Automate:



Push notifications for work accounts in Microsoft To Do



Microsoft To Do mobile will soon support push notifications for shared list activities on work accounts. If you do nothing, when this feature rolls out, users in your organization will receive push notifications in the Windows, Android, and iOS versions of To Do for shared list activities such as task added, task completed, and task updated.



Make sure to review the admin settings and review if you would like to keep this enabled or not for your organization. We can help with disabling these notifications.

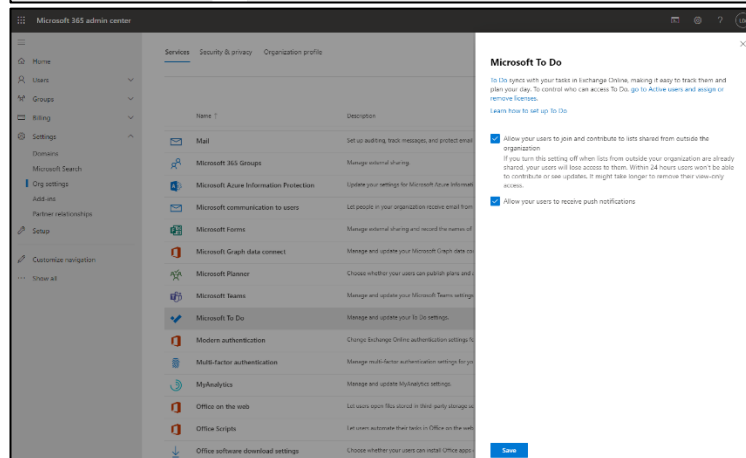
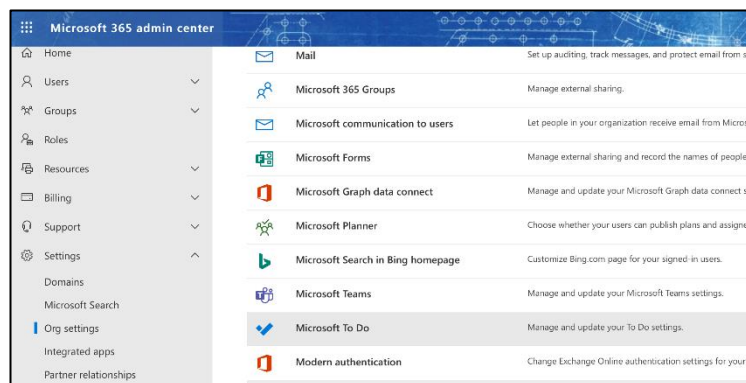
Microsoft 365 Update.

September 2020

The admin toggle will be accessible on September 22, 2020. You should review it to ensure that it is set to the experience appropriate for your organization. Any changes may take up to 24 hours to go into effect. Should you enable this feature in your tenant, you might want to update your training and documentation.

To review or change the setting, go the Microsoft 365 admin center.

- Navigate to Settings > Org settings
- Under Services, select Microsoft To Do
- Select the box next to Allow your users to receive push notifications for shared list activities to turn push notifications on or off.

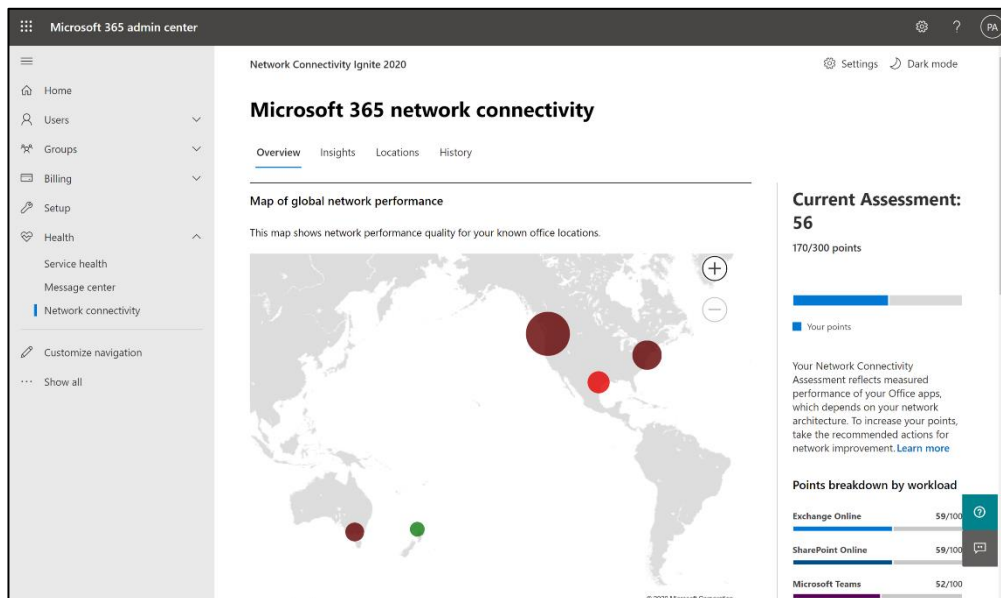


Microsoft 365 Update.

September 2020

Microsoft 365 admin center Network connectivity preview

There's no impact to your organization and all of the new reporting is limited to being visible in the Health -> Network connectivity menu in the Microsoft 365 admin center.



Better insights in network connectivity for your global network if your organization is oriented on a global level.

Microsoft 365 Update.

September 2020

Microsoft Teams updates

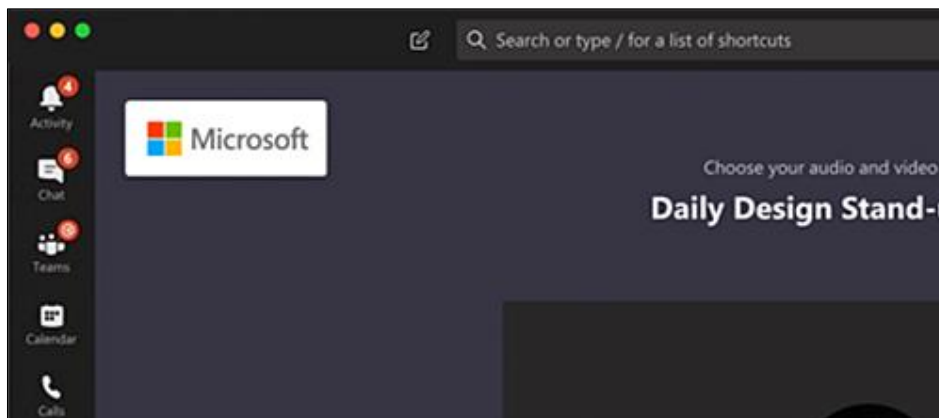
Teams custom meeting images

Microsoft Teams administrators will soon be able to upload a custom logo image for all tenant meetings; however, it will be displayed only in meetings where the organizer has an Advanced Communication license.

- The ability to upload the image will begin to appear in the Teams admin center in early September
- The logo will appear in meetings by late September.



Teams admins will be able to upload a custom logo for display in the Teams meeting lobby and pre-join screens. This feature is completely optional for your organization.



You can brand your meeting experience for all tenant meetings. It is optional and only available when the appropriate license is owned.

Microsoft 365 Update.

September 2020

Introducing floating call controls in Teams meetings


We are changing the behavior of the floating call controls in Teams meetings so that they will always be visible for Android and iOS phones and tablets.

When this will happen


We will roll this out to the respective stores beginning late September and expect the rollout to be complete by the end of October.

How this will affect your organization

This feature makes it easier to access key controls such as mute/unmute. Users will no longer be able to dismiss floating call controls by tapping on the screen.



Floating controls on a phone



Floating controls on a tablet



Small user experience changes to the meeting interface on mobile devices. Inform your employees and update your training materials.

Microsoft Teams: Windows 10 native notifications in Teams

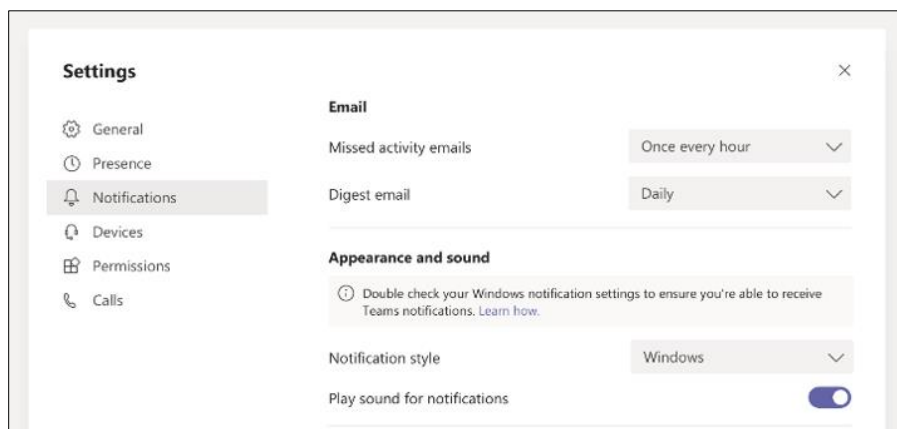
With this update, your users will be able to choose their preferred means of Teams notifications delivery, either via the Teams built-in notification system or via their native OS notification system.



Microsoft 365 Update.

September 2020

Should your users wish to change notifications of Teams messages from the Teams app to the native Windows OS notification system, they can do so in the Teams Notifications settings:

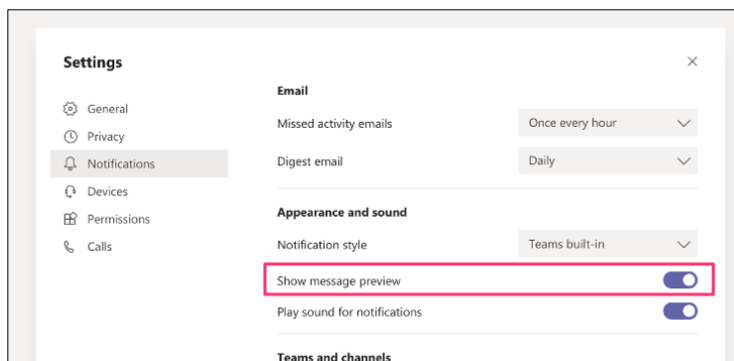


This allows your colleagues to choose where and how to receive the notifications from for instance Microsoft Teams. Inform your end-users!

Turn off message preview for chat notifications in Teams

One of the key privacy requests we have heard from customers is for individuals to be able to disable chat notification previews in Teams.

With this release, your users can enable or disable message preview notifications in Teams. The setting is respected across all notifications all clients.



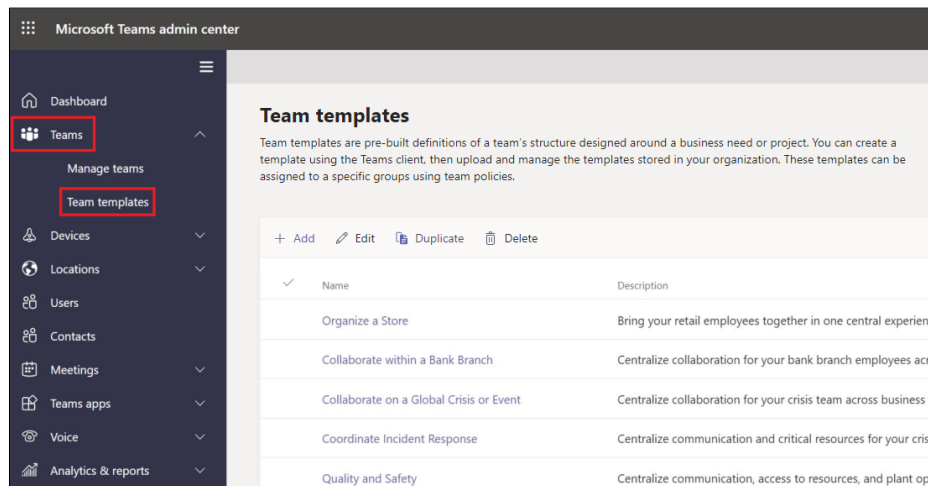
Get less notifications from Microsoft Teams with this new feature allowing you to disable previews of chat messages. Inform your end-users!

Microsoft 365 Update.

September 2020

Introducing Microsoft Teams templates

Your users can choose [from 13 pre-built or base templates](#) when they need to create a new team. We built these base templates for different tasks, such as managing a project or an event or coordinating an incident response. Base templates have a predefined team structure with a set of channels, tabs, and apps; they can be duplicated but not edited.



[Your Teams admins can develop custom teams templates](#) to enable users to create the right collaboration space quickly. Each custom template will have its own defined team structure, channels, tabs, and apps. Teams admins can start from scratch, start with an existing template, or duplicate an existing team as a template.

Select a starting point for your new template

You can start from scratch, use an existing team as a starting point, or use an existing template as a starting point.

- Create a brand new template
Start with a blank slate and create a template from scratch.
- Use an existing team as a template
Use one of your existing teams as a starting point. The template will start off looking exactly like the existing team you choose and you can customize it from there.
- Start with an existing template
Use an existing template as the starting point and then you can customize it.



Base templates will be available for your end-users to choose from when creating new teams. Inform your end-users about these templates and think about creating your own custom teams' templates. Portiva can off course help you with adopting these new features. Just get in contact with us!

Microsoft 365 Update.

September 2020

Prevent attendees from unmuting in Teams Meetings

Before the meeting, the organizer will see a new setting on the meeting options page titled "Allow attendees to unmute." This can be toggled before the meeting starts to ensure attendees cannot unmute themselves during the meeting. By default "Allow attendees to unmute" is on, i.e. attendees can unmute themselves freely during the meeting.



During the meeting, the organizer and any presenter will be able to change whether all attendees can unmute or not from the "..." menu at the top of the participant list. If an attendee needs to unmute, the attendee can raise their hand and an option to "Allow to unmute" that attendee will be present on right-click of the attendee in the participant list or main meeting stage.



Get more control on your meeting event by allowing or disallowing your attendees to unmute themselves or not!
Inform your end-users!

Microsoft 365 Update.

September 2020

SharePoint Online updates

Reminder: Retiring SharePoint 2010 Workflows

As communicated in MC217999 (July '20), with the continued investment in Power Automate as the universal solution to workflow, Microsoft is retiring SharePoint 2010 workflows. Additionally, we will begin implementing a new banner (example text below) that will be displayed on multiple workflow pages to remind users about the upcoming retirement.

- "Starting November 1, 2020 6:00:00 AM, SharePoint 2010 workflows will be retired and users will no longer have the ability to run or create 2010 Workflows. The date displayed in the banner applies to your specific organization. For general dates and information about retirement, visit <https://aka.ms/sp-workflows-support>"

(Updated) New Feature: SharePoint Auto Digest Email

SharePoint Auto-News Digest sends automated email to users in your company about the latest News posts that they have not yet read that are relevant to them.

Using Microsoft intelligence, a curated selection of News posts are shared with users through an email that comes from SharePoint. This is a great way for users to catch up on News that they may have otherwise missed.

- Only published news posts are sent in the email digest which is sent on a weekly basis.
- If there are no news posts that are relevant for the user then no email is sent to the user.
- Only news posts which users have access to view are sent, so rest assured that users won't see news that they don't have permission to access.



If you are unsure if your organization is currently using SP2010 workflows in the SharePoint Online environment, please get in contact with us a.s.a.p. We can offer a scan to get more insights in the use of the old 2010 engine and help you with a roadmap towards modern tools such as PowerAutomate and Logic Apps



Another automated email notification that is enabled by default. Users can unsubscribe or admins can turn off via a Power Shell command. If you need help, please let us know!

Microsoft 365 Update.

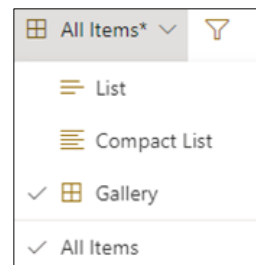
September 2020


- If users want to opt-out of receiving the Auto-News Digest, they can click the unsubscribe button at the bottom of the email.
- Tenant admin controls will be included whereby Tenants can opt out via a Power Shell command. Details of this will be available, ahead of release, in the documentation: [Automatically sending news post digests](#)


Feature update: Gallery view in Microsoft Lists

We are adding gallery view to SharePoint and Microsoft Lists, providing four main views when configuring lists: list, grid, gallery, and calendar

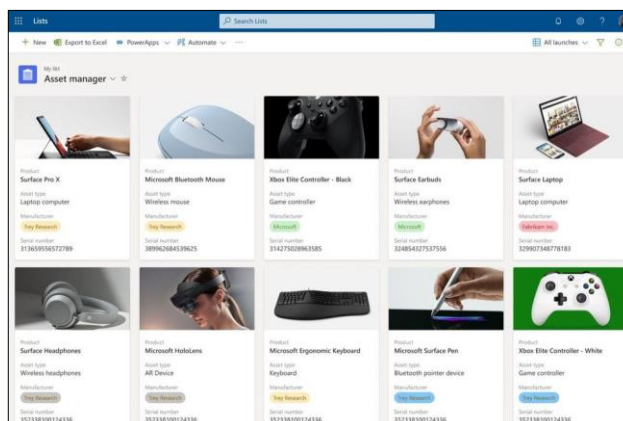
Users will see a new "Gallery" view option under the List view drop down in Microsoft Lists.




A small addition to the user interface, providing a gallery view on lists. No further action required.

 Gallery view lets users view data in a dynamically configured layout of cards.

[Cards are configurable and display as a row of information.](#)



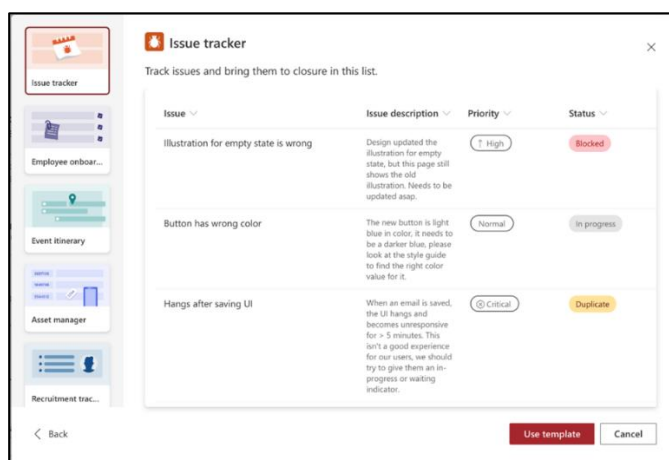
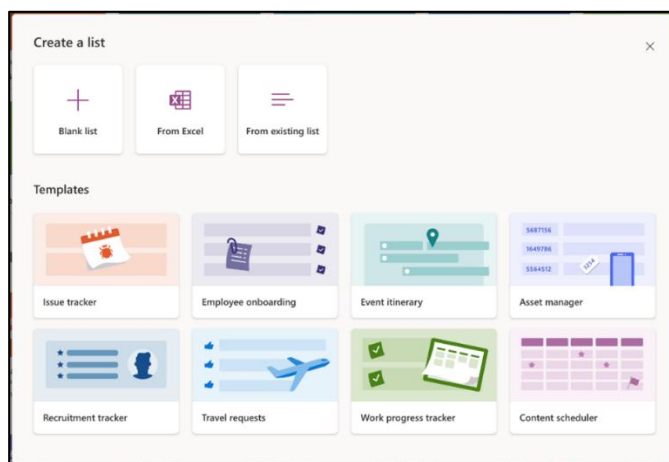
Microsoft 365 Update.

September 2020

List creation from templates Visual refresh in SharePoint sites

Two changes are part of this feature rollout.

1. Users will now be able to create lists from eight built-in templates from SharePoint sites (from site contents or from the site homepage).
2. Existing list creation flows will be visually refreshed to align with the updates that users are already seeing as part of the Microsoft Lists app and Lists in Teams.



New built-in templates will be available to create lists from. This will be provided within a new user experience. No further action required.



Microsoft 365 Update.

September 2020

Security & Compliance updates

(Updated) New Communication Compliance features coming to public preview and general availability

The following Communication Compliance capabilities are rolling out and will shortly be available within the Microsoft 365 compliance center:

- **Remove a Teams message from the Teams chat or channel (GA):** Communication Compliance can now remove a message from the Teams chat or channel, so that recipients do not have to see or be offended by the message. Instead, the message will be replaced with a policy tip explaining that it was removed due to sensitive content. Roadmap ID: [66100](#) **Roll out complete**
- **Detect adult content (GA):** Communication Compliance can now detect adult, racy, and gory images using Azure Cognitive Services algorithms. Roadmap ID: [64189](#) **Roll out complete**
- **Detect repeat behavior over time (preview):** During the investigation flow, Communication Compliance will now surface repeated violations over time, such as bullying, to help you prioritize remediation actions. Roadmap ID: [61067](#) **Roll out complete**
- **Granular role-based access control and pseudonymization (preview):** New Communication Compliance roles will help you better manage roles and responsibilities across the different solution stakeholders (IT, legal, compliance, and so on). Pseudonymization of data has also been added to prevent biases in the review process. Roadmap ID: [61068](#) **Roll out complete**
- **New reports for policy matches (preview):** New Communication Compliance reports such as review activity will help you track matches and actions taken by reviewers over time. Roadmap ID: [61089](#)



If you would like to know more in depth about this new feature, please get in contact with our security team about it. They can provide more detailed insights and help you adopt these new features on a proper level.

Microsoft 365 Update.

September 2020

Intune: New Endpoint Security Antivirus reports

We're adding four new reports for Microsoft Defender Antivirus on Windows 10 in Microsoft Endpoint Manager. These reports include:

- Two operational reports, Windows 10 unhealthy endpoints and Windows 10 detected malware. In Microsoft Endpoint Manager, select **Endpoint security > Antivirus**.
- Two organizational reports, Antivirus agent status and Detected malware. In Microsoft Endpoint Manager, select **Reports > Microsoft Defender Antivirus**.

We encourage you to use these new reports over the legacy Threat Agent Status report which we will be deprecating in the future.

Learn more about these reports on the blog:

<https://aka.ms/new-endpoint-security-av-reports>



New reports available for endpoint protection. Check them out or get in contact with our security team for more information in general on this subject.

