

Welcome to Outback Team Building's Escape Room

The Jewel Heist!

How It Works

- Select one person in your group to be the Team Captain
- Your Team Captain will open the escape room:
 - https://www.outbackteamevents.com/jewel_heist/
- Enter the activity code provided to open the escape room.
- The Team Captain is responsible for accessing the site on behalf of the group, and can share screen, computer sound, and mouse control.
- Start making your way through the room by hovering and clicking over items and areas.
- Build up your inventory and find the clues to help you uncover the stolen diamonds.

Tips for Success

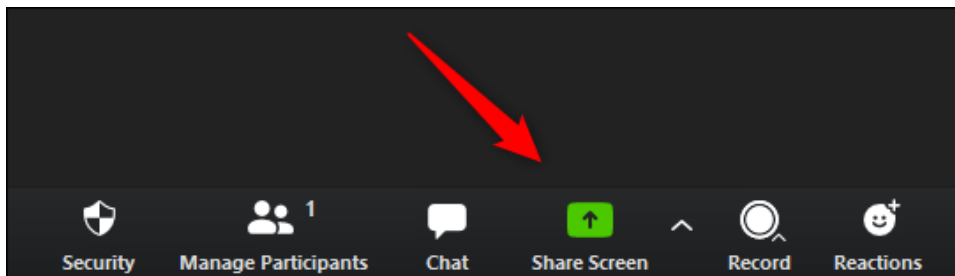
- Team Captain can share screen, computer sound and mouse control to allow all team members to see and hear everything that is happening in the room.
- Take notes as you go – everything might be a clue!
- Use your time wisely! You can ask for a hint but know there is a penalty for this.
- Think outside of the box to work your way through!
- Do not close or refresh the Escape Room tab or you will lose your progress!

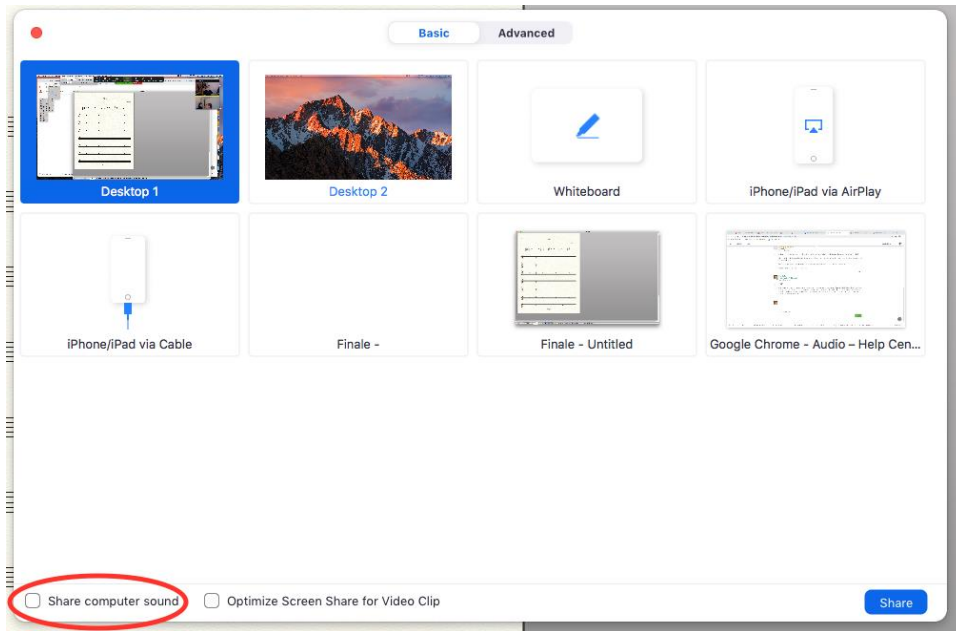
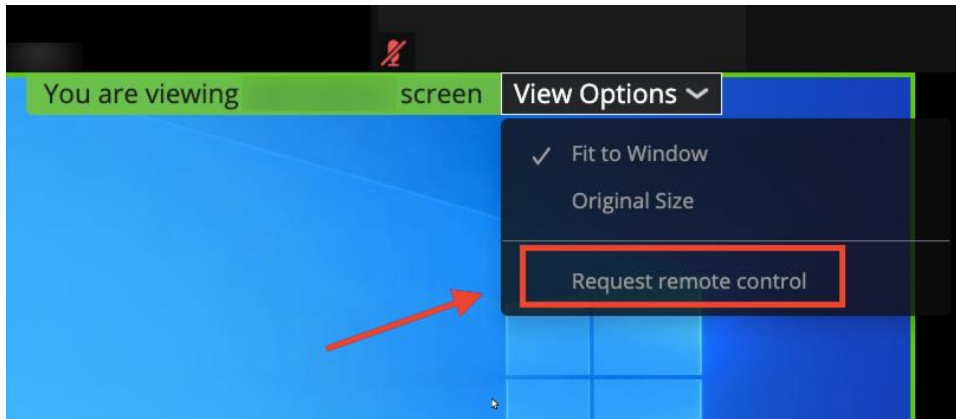
Asking for Hints

- Stumped on a riddle? Need help? If you have exhausted all options and efforts as a team and you're still stuck, formulate a question you would like to ask your Host.
- Be sure to mention the clue # you are stuck on to your host.

Keep your eyes on the clock!

Zoom Share Options





Teams Share Options

