




chiave poligonale doppia curva speciale per ponteggi, cromata

|  | art. |  mm | L mm | Ø mm | Ø1 mm | H mm | S mm | S1 mm |  g |
|---|----------|--|------|------|-------|------|------|-------|---|
| 000930021 | 93 21X22 | 21x22 | 310 | 35,0 | 36,0 | 32,0 | 16,0 | 16,5 | 580 |

