


Content Tile Ideas: December



MOBILE DOORMAN




Visit us at www.MobileDoorman.com
or email success@mobiledoorman.com

Struggling to come up with ways you can use your Content Tile?



To help you get the most out of your Mobile Doorman app this holiday, our team has put together some quick tips & tricks to inspire and guide you in using your resident app this month!



Contact [**Mobile Doorman Success**](#) for further assistance.



Sharing **Holiday Office Hours**



Maintenance Services
During the Holidays



Any changes or updates to
vendor services (e.g. Valet trash,
pest control)

**Last day for
package pickups**



Disposing Christmas trees



What to do when **recycling
is full** and you have boxes




Content Tile Ideas: December

Visit us at www.MobileDoorman.com
or email success@mobiledoorman.com

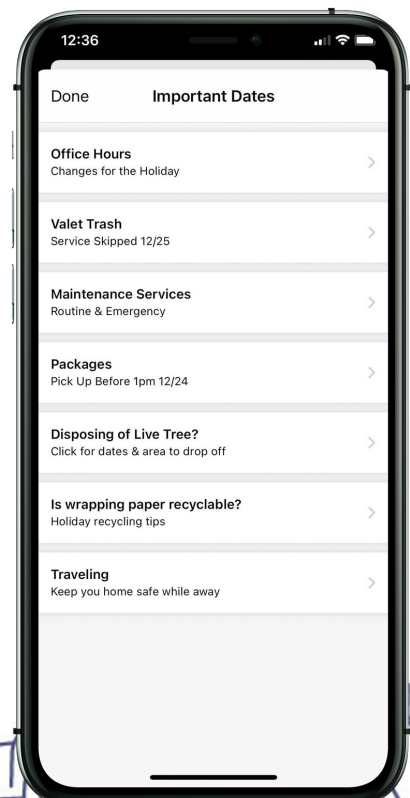
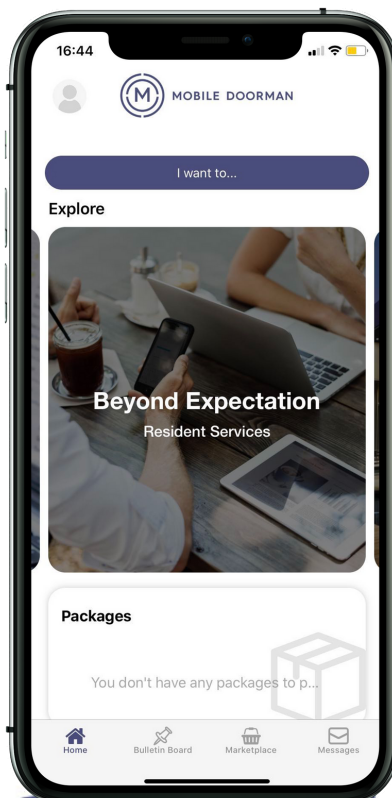
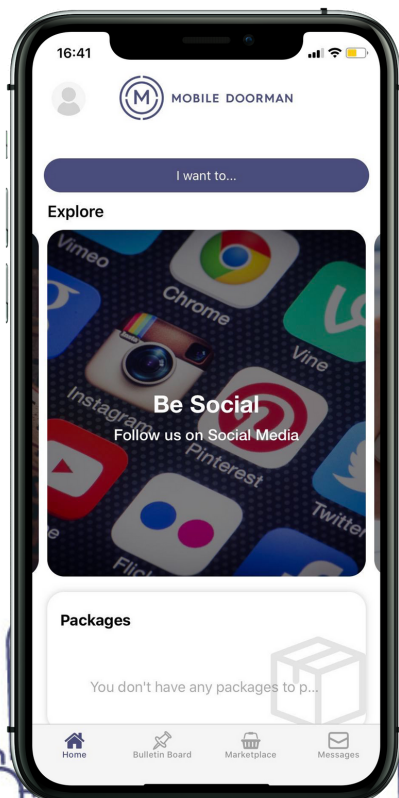

• **Travel advice** for keeping
apartments safe while away.



• **Thermostat settings** for
out-of-towners



• Having 1st and 2nd floor
residents **close their blinds**
while out of town



Visit us at www.MobileDoorman.com
or email success@mobiledoorman.com

Here's a list of the most common types and what each one does:

1. **Web Link**

a. You will be prompted to enter a website URL, and residents will be taken to that website when they click the content tile

2. **Attachment**

a. You will be prompted to upload an attachment, and that attachment will be displayed on residents' phones when they click the content tile

3. **Text**

a. You will be prompted to enter text and/or images, and what you enter will be displayed on your residents' phones when they click the content tile

i. Note on Images: Images may look stretched on the web dashboard, but they will look normal in the app.

4. **List**

a. You will be prompted to "**add an item**". Add multiple items and put information in each one, and now you have a list of subtopics residents will see when they click the content tile; they can click each list item and get more information about that subtopic

Visit our [step-by-step guide](#) to help get you started!



Thermostat Settings While Out of Town

Visit us at www.MobileDoorman.com
or email success@mobiledoorman.com

- **Image:**



- **Headline:** Holiday Thermostat Temps

- **Subhead:** Recommended Thermostat Settings

- **Type:** Web Link

- Title: Info on temp recommendations while away for the holidays
 - **Subtitle:** How Low Should I Set My Thermostat While Out of Town?
 - **Item Type:** Link
 - **Copy/Attachment/Link:** <https://www.dscr.com/blog/low-set-thermostat-town/>

New Tile^①

Title	Subtitle (optional)
<input type="text" value="Holiday Thermostat Temps"/>	<input type="text" value="Recommended Thermostat Settings"/>
Tile type	Image
<input type="text" value="Web Link"/>	<input type="button" value="Choose File"/> thermostat-1024x585.jpg <small>High resolution portrait images preferred (1200x1600+)</small>
<small>This tile will open a URL when tapped.</small>	
URL	
<input type="text" value="https://www.dscr.com/blog/low-set-thermostat-town/"/>	
<input checked="" type="checkbox"/> Open in external browser?	
<input checked="" type="checkbox"/> Visible in mobile app?	
<input type="button" value="CREATE CONTENT TILE"/>	

Sharing Holiday Office Hours

Visit us at www.MobileDoorman.com
or email success@mobiledoorman.com

- **Image:**



- **Title:** Holiday Office Hours
 - **Subtitle:** Leasing Office Hour Updates for the Holidays
- **Type:** Text
- **Title:** Info on temp recommendations while away for the holidays
 - **Subtitle:** How Low Should I Set My Thermostat While Out of Town?
 - **Item Type:** Link
 - **Copy/Attachment/Link:**
 - In preparation for the holidays, our leasing office will be closed on the following days and available for emergencies only. Maintenance requests will be on an emergency basis only:
 - December 23rd: Closing at 4 P.M.
 - December 24-26: CLOSED
 - December 31st: Closing at 3 P.M.
 - January 1: CLOSED

