

NCHSE - New Health Science Course Exams

Beta Testing Fall 2020 – Proctor Guide

Scope of Project:

In May 2020, NCHSE's commitment to meet the needs of health science programs led to the development of a four-course curriculum example aligned to the National Health Science Standards.

NCHSE and YouScience are excited to offer an opportunity to test your students' health science knowledge at no cost. Participation serves to inform your classroom with the resultant test data of student knowledge of each of the National Health Science Standards Beta testing validates the assessment(s) for functionality, usability, reliability, and norming of test scores. Please note student scores do not reflect grade scale, since there is no cut score at this point. Students will not earn certificates during this beta testing opportunity.

- Who should test? *Any student who has completed at least, one health science course.*
- How many tests can a student take? *Students may take all tests appropriate to the course content studied; one or several.*
- What determines which assessments students should take? *Review the four course curriculum outlines. Each outline identifies which National Health Science Standards are included.*

New Curriculum Course Standards:

- [The Foundations of Healthcare Professions \(Course 1\)](#)
- [Essential Healthcare Practices \(Course 2\)](#)
- [Human Structure Function, and Disease \(A\) \(Course 3\)](#)
- [Human Structure, Function, and Disease \(B\) \(Course 4\)](#)

Getting Started in 3-easy steps:

1. Register to be a Proctor
2. Create an Exam Code
3. Authorize and Begin Proctoring

Video Tutorials (knowledge Base): www.knowledgebase.youscience.com

- [The Proctor Experience Video](#)
- [How do Students Register, Login, and Take an Exam? - The Student Experience Video](#)

Data and Reports:

Due to the nature of this BETA test, Certificates will be available.

- [Reports: How do I Run Reports and Analyze the Exam Data?](#)
 - [How to Run a "Proctor Standard Report"](#)
 - [How to Run a "Student Score Report"](#)

NCHSE - New Health Science Course Exams

Beta Testing Fall 2020 – Proctor Guide

1. Register to be a Proctor

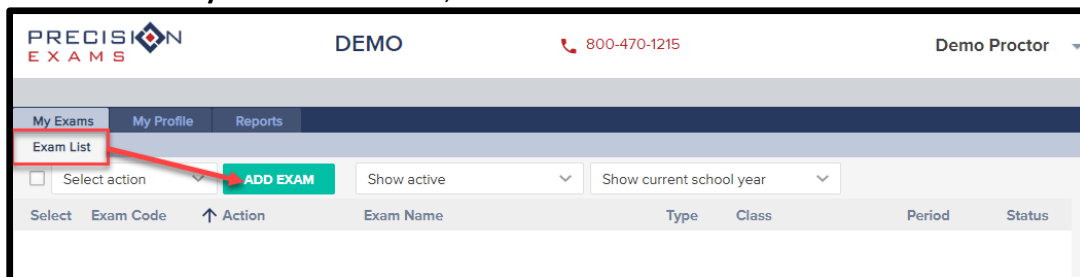
- Go to: www.precisionexams.com/nchse
- Select **Proctor Registration** in the red ribbon on the left side of the page.
Complete the form by providing the required information and agreeing to our proctor agreement. Upon submission of your registration our support team will process your request within 1-2 business days.

2. Create an Exam Code

Go to: www.precisionexams.com/nchse

Click **Proctor Login** and enter your Proctor ID, Password, and State.

Under the tab **My Exams > Exam List**, click the **Add Exam** button.



Within the Add Exam screen, follow the system prompts

A screenshot of the 'Add Exam' form. The form has a title bar 'Add Exam' and a 'School Year' dropdown. It contains three input fields: 'Class Name' (prompted with a red '1'), 'Period' (prompted with a red '2'), and 'Term' (prompted with a red '3'). To the right are 'District Name' (Demo District) and 'School Name' (Demo School). Below these is a section titled '4 Select the type of assessment you are giving'. This section contains three options: 'SINGLE ASSESSMENT', 'PRE-ASSESSMENT', and 'POST-ASSESSMENT'. Red arrows indicate a flow from 'SINGLE ASSESSMENT' to 'PRE-ASSESSMENT' and then to 'POST-ASSESSMENT'. A yellow box at the bottom says 'Certificates not available'.

- Enter a Class Name - this is the name you will use to identify each of your classes.
- Select a class Period for the exam.
- Select a class Term for the exam.
- Select the type – For this BETA Testing we suggest “**SINGLE ASSESSMENT**”

Please note student scores do not reflect grade scale, since there is no cut score at this point. Students will not earn certificates during this beta testing opportunity.

NCHSE - New Health Science Course Exams

Beta Testing Fall 2020 – Proctor Guide

5. Select the exam you intend to give for this class. **All Beta Testing title will be available September 1, 2020**
6. Once you have selected the correct exam, click Create Exam in the bottom right corner.

Add Exam 2020-2021 School Year X

Class Name: Beta Testing Fall 2020 District Name: ZZZ_SC_DISTRICT
Period: Period 1 School Name: ZZZ_SC_SCHOOL
Term: 1st Quarter

Please select an available single assessment

Select	Exam Name	Exam Num	Cert. Available	Questions	Max Points	Passing Percent
<input checked="" type="radio"/>	National Health Science Assessment	NHSA		105	110	70%
<input type="radio"/>	Practice NHSA	NHSA		32	32	1%
	<ul style="list-style-type: none">The Foundations of Healthcare Professions (Course 1)Essential Healthcare Practices (Course 2)Human Structure, Function, and Disease (A) (Course 3)Human Structure, Function, and Disease (B) (Course 4)					

5 **Available September 1, 2020**

6 **CREATE EXAM**

Your exam code will be a unique alphanumeric 8-digit code. Students will log in to the exam platform using that code.

PRECISION EXAMS DEMO 800-470-1215 Demo Proctor

My Exams My Profile Reports

Exam List

Select action ADD EXAM Show active Show current school year

Select	Exam Code	Action	Exam Name	Type	Class	Period	Status
<input type="checkbox"/>	MLDDQWTA	PROCTOR	21st Century Success Skills - 300	Single	DEMO 21st Century Success Skills	Period 1	Active

3. Authorize and Begin Proctoring

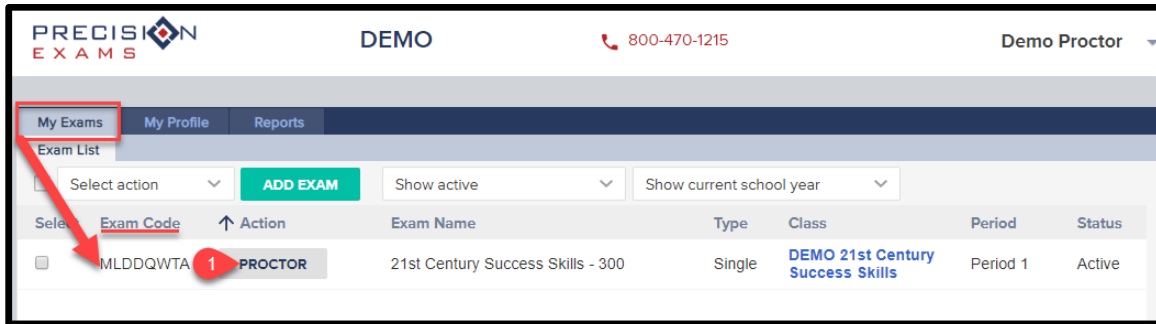
Go to: www.precisionexams.com/nchse

Click [Proctor Login](#) and enter your Proctor ID, Password, and State.

Under the tab **My Exams > Exam List**, identify the correct **Exam Code** that you created and provided to the students.

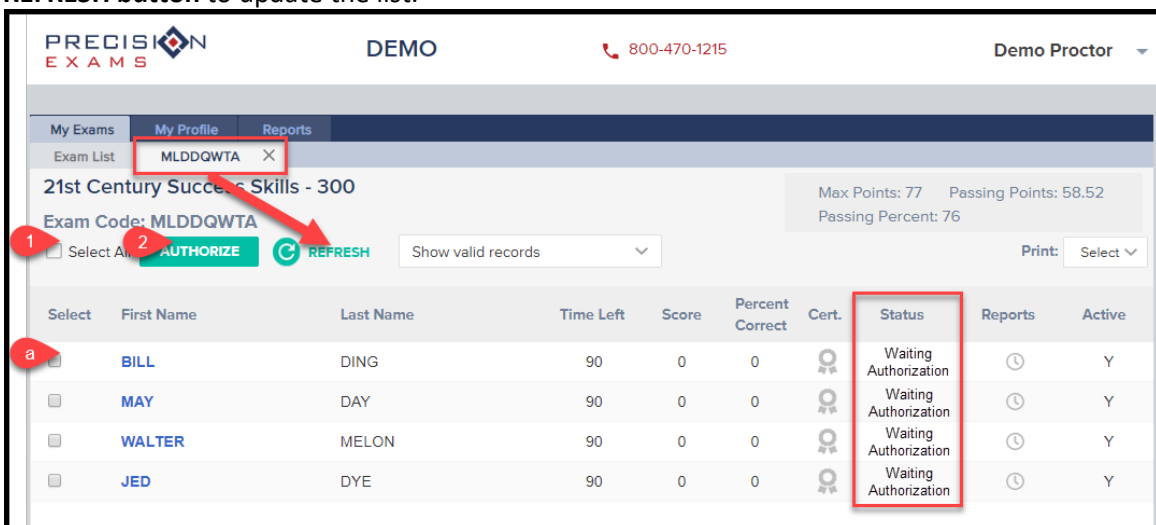
NCHSE - New Health Science Course Exams

Beta Testing Fall 2020 – Proctor Guide



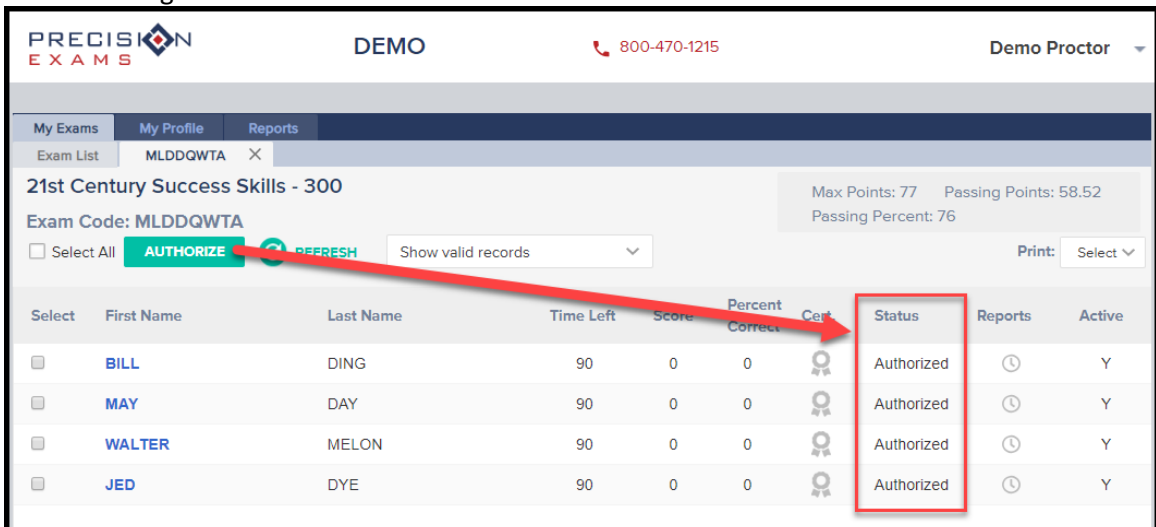
1. To the right of the Exam Code, click the gray **PROCTOR** button and a new tab will open.

The students will begin to populate as they complete the registration and login process. Use the **REFRESH** button to update the list.



To authorize the students and begin proctoring the exam:

1. Select the student(s) you want to authorize to begin the exam (or check the "Select All" box)
2. Click the green **AUTHORIZE** button

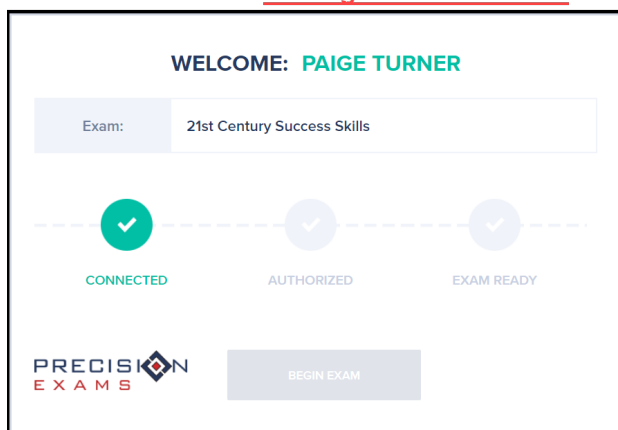


NCHSE - New Health Science Course Exams

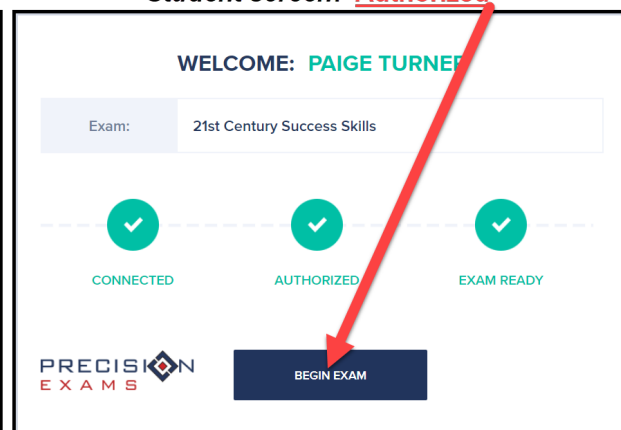
Beta Testing Fall 2020 – Proctor Guide

The students' screen will update and the BEGIN EXAM button will appear, allowing them to enter the exam.

Student screen: Waiting for Authorization



Student screen: Authorized



Congratulations! You have successfully made it through the proctoring process.

Video Tutorials ([knowledge Base](#)):

- [The Proctor Experience Video](#)
- [How do Students Register, Login, and Take an Exam? - The Student Experience Video](#)

Data and Reports:

Due to the nature of this BETA test, Certificates will be available.

- [Reports: How do I Run Reports and Analyze the Exam Data?](#)
 - [How to Run a "Proctor Standard Report"](#)
 - [How to Run a "Student Score Report"](#)

<https://www.healthscienceconsortium.org/>
www.knowledgebase.youscience.com
www.precisionexams.com/nchse

For additional questions or assistance, contact our Customer Support Team via [Chat](#), Email support@youscience.com, or Call [801-653-9356](tel:801-653-9356).