

# Career Stories

Grades 7–12

## Introduction

In this activity, students access their YouScience Discovery results to explore multiple career options and the daily tasks required for each. Words and images help students dig deeper into their results and tell the story of one of their selected careers.

## Needed Items and Materials

- Desktop, laptop or Chromebook
- Access to YouScience Discovery results
- Copies of Career Stories Research Graphic Organizer (7–8 or 9–12)
- Career Stories Template Worksheet (6 frame or 8 frame)
- Access to [storyboardthat.com](https://storyboardthat.com) or [canva.com](https://canva.com) (optional)



**Career  
Matches**



**A Day  
in the Life**



**Core  
Tasks**

## Get Started

- Instruct students to log in to their YouScience account (details on page 2).

## GRADES 7–8

### Research

- Give a copy of the [Career Stories Research Graphic Organizer \(Grades 7–8\)](#) from page 5 to each student to record their choices on.
- Guide students to the green **View Career Matches** button at the bottom of their **Explore More of Your Talents** section.
- Direct students to **Sort By: Aptitude Fit**, choose one of the career clusters displayed on their **Your Careers** page and record the cluster. **1**
- Students will review possible careers and select three careers to learn more about and record them on the graphic organizer. **1**
- Lead students to click on each of the careers they selected and review the **A Day in the Life** section and **Core Tasks** for each. After reviewing the three careers, have students rank them from 1 to 3 based on the tasks they might enjoy. **2**
- Have students record their number one career choice, select 6 typical tasks or actions described and record them in the box provided. **3**
- Have students can repeat these steps and **Sort By: Interest Fit**. This gives students more material for their career storyboard.



**NATIONAL CAREER  
DEVELOPMENT MONTH**

## 21st Century Success Skills Certification Preparation

Standard 1 —  
Personal Success Traits  
Objective 2 and 2.3

Understand the impact of being self-motivated or self-disciplined, and having a good work ethic in the work environment.

Identify how to be helpful by finding ways to provide value at work.

**GRADES 9–12****Research**

- Give a copy of the [Career Stories Research Graphic Organizer \(Grades 9–12\)](#) from page 6 to each student to record their choices on.
- Guide students to the purple **Best Fit Careers** card on their YouScience Discovery results home page.
- Direct students to **Sort By: Overall Fit**, review possible careers, select three careers to learn more about and record them on the graphic organizer. **1**
- Lead students to click on each of the careers they selected and review the **A Day in the Life** section and **Core Tasks** for each. After reviewing the three careers, have students rank them from 1 to 3 based on the tasks they might enjoy. *Encourage students to read through all of the core tasks before ranking the careers.* **2**
- Have students record their number one career choice, select 6 of the tasks described and record the tasks in the box provided. **3**
- Have students repeat these steps two times as they choose, **Sort By: Aptitude Fit** and **Sort By: Interest Fit**. This gives students more material for their career storyboard.

**GRADES 7–12****Create**

- Give a copy of the [Career Stories Storyboard Template w/6 Panels](#) from page 7 to each student and lead students to select one career from their research.
- Have students create a 6-panel storyboard that highlights the tasks performed in the career. Students can choose to add a transition to their story if the tasks take place in different places or over multiple days.
- Encourage students to be creative in communicating the career through words and images.

**Virtual Adaptation** (*find examples on pages 3 and 4*)

1. Use storyboardthat.com to create comic style storyboards with graphic characters. *If you don't currently use [StoryboardThat](#), try the educator account free for two weeks. Students can also use the individual account and create two free storyboards each week.*
2. Use canva.com to create photo or comic style storyboards. Search for storyboard templates in the Canva platform. [Canva for Education](#) is free for educators and students.

**Extensions**

1. Have students use a storyboard to create a short children's story about a fictional character's experience in their chosen career.
2. Collaborate with ELA, Art, and/or Graphic Design teachers to develop a cross-curricular project.
3. Use the 8-panel storyboard on page 8 to let students showcase more tasks and add more detail.

## Student Login

**Browser**

1. Visit [login.youscience.com](https://login.youscience.com).
2. Enter email and password.

**SCOIR**


1. Open your SCOIR dashboard.
2. Visit your career profile.
3. Choose to view full profile.

**Georgia**

1. Log in to the student information system and click the SLDS Portal link.
2. Choose "My Career Plan."
3. Select YouScience.

# Career Stories: Digital Storyboard Example 1

- [www.storyboardthat.com](http://www.storyboardthat.com)
- 6-panel
- Graphics





# Career Stories: Digital Storyboard Example 2

- [www.canva.com](https://www.canva.com)
- 6-panel
- Photos

## "SCOUT" STORYBOARD



Each morning, Scout reads newspapers and searched through online articles to find prospective athletes.



On Fridays, Scout travels to watch potential athletes in action.



He watches the athletes and talks to their coaches to determine who will be a good fit for the team he represents.



When he is back in the office, Scout studies statistics about the athletes' performance.



Scout relies on videos of the athletes previous games to complete his reports.



He meets with the manager of the team he is scouting for to share the results of his work and make recommendations.

1

Sort By: Aptitude Fit

Career Cluster

2

Rank

3

Sort By: Aptitude Fit

1.

Daily Tasks

- 
- 
- 
- 
- 
- 

Sort By: Interest Fit

Career Cluster

Rank

Sort By: Interest Fit

1.

Daily Tasks

- 
- 
- 
- 
- 
- 

4 Career Selected:

1

Sort By: Overall Fit

2

Rank

3

1.

Daily Tasks

- .
- .
- .
- .
- .
- .

1

Sort By: Aptitude Fit

2

Rank

3

1.

Daily Tasks

- .
- .
- .
- .
- .
- .

1

Sort By: Interest Fit

2

Rank

3


1.

Daily Tasks


- .
- .
- .
- .
- .
- .

# Career Stories


Storyboard Template



A large empty rectangular box for drawing or writing.



A large empty rectangular box for drawing or writing.



A large empty rectangular box for drawing or writing.



A large empty rectangular box for drawing or writing.



A large empty rectangular box for drawing or writing.



A large empty rectangular box for drawing or writing.

# Career Stories

Storyboard Template