

Real Estate Report Card

Maricopa County, AZ

- Jobs

- Historical Appr.

- Median Income

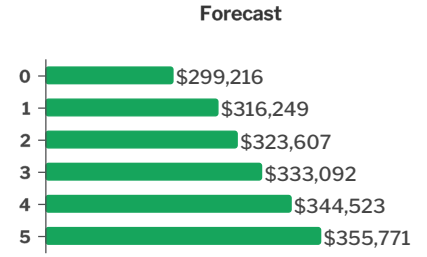
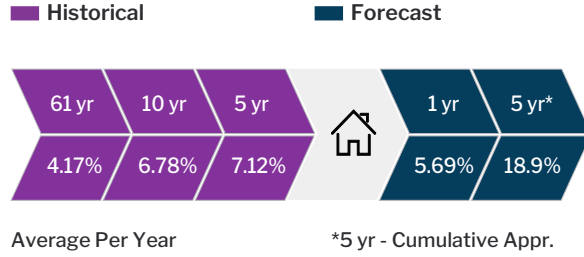
- 1yr Appr. Forecast

- Affordability

Median Home Price
\$299,216

Appreciation

5 yr Gain: **\$56,555**



Inventory

Homes For Sale per 1000 people: **4**

Y/Y -48% M/M -3%

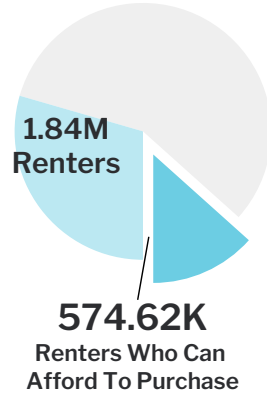
Demographics

Ages

18-26	577.01
27-35	617.79
36-44	554.64
45-54	543.85
55-64	481.43

*In thousands

4.30M Total Pop.



***Household Formations** **58.69K**
Based on 27-35 population

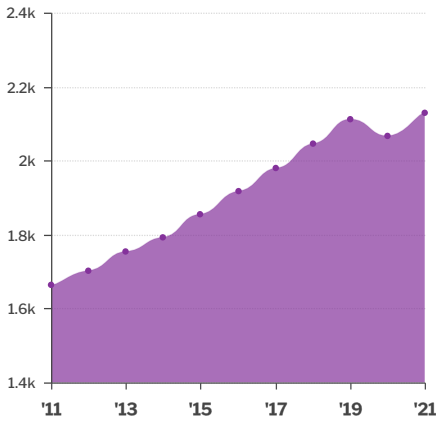
***1st Time Home Purchases To Be Taken From Inventory** **33.55K**
Accounts for 57% home ownership rate

***Actual Homes Being Built** **24.20K**

Actual Needed

*Annual

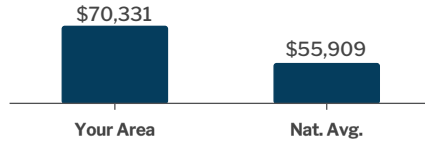
Total Employment
In Thousands



Unemployment Rate
National Average: 6.1%

Year	Rate
2021	7.06%
2020	7.04%
2019	4.02%
2018	4.08%

Median Household Income



Affordability Index

