

Real Estate Report Card

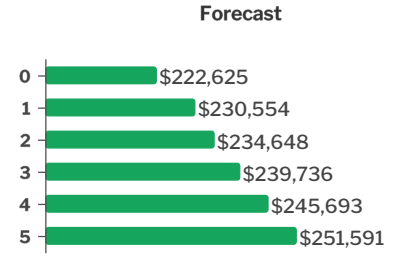
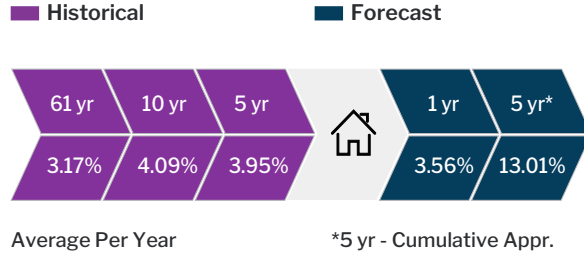
Harris County, TX



Median Home Price
\$222,625

Appreciation

5 yr Gain: **\$28,966**



Inventory

Homes For Sale per 1000 people
4

Y/Y -6% M/M -3%

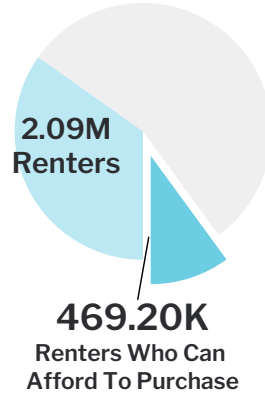
Demographics

Ages

18-26	639.81
27-35	754.46
36-44	659.23
45-54	578.71
55-64	492.76

*In thousands

4.67M Total Pop.



***Household Formations** **71.67K**
Based on 27-35 population

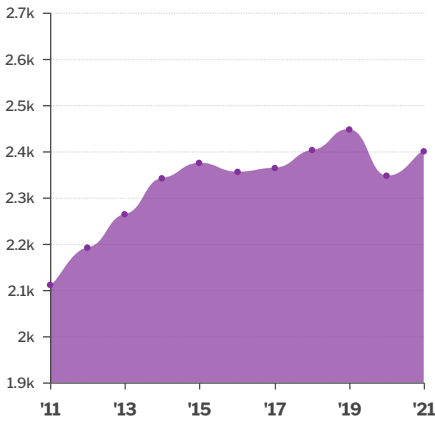
***1st Time Home Purchases To Be Taken From Inventory** **39.53K**
Accounts for 55% home ownership rate

***Actual Homes Being Built** **23.38K**

Actual Needed

*Annual

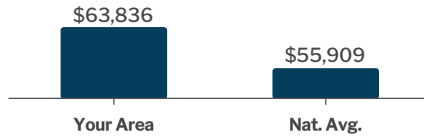
Total Employment
In Thousands



Unemployment Rate
National Average: 6.1%

Year	Rate
2021	7.01%
2020	8.45%
2019	3.83%
2018	4.38%

Median Household Income



Affordability Index

