

Real Estate Report Card

Gwinnett County, GA

- Jobs

- Median Income

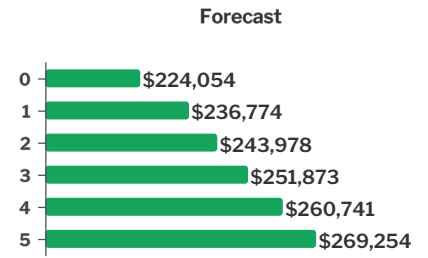
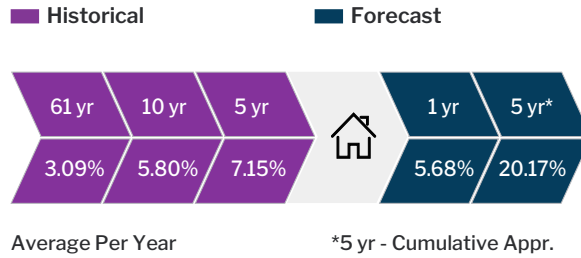
- 1yr Appr. Forecast

- Affordability

Median Home Price
\$224,054

Appreciation

5 yr Gain: **\$45,200**



Inventory

Homes For Sale per 1000 people: **5**

Y/Y -9% M/M -3%

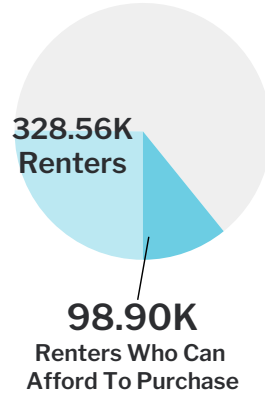
Demographics

Ages

18-26	127.34
27-35	120.04
36-44	133.81
45-54	135.42
55-64	101.15

**In thousands*

914.01K Total Pop.



***Household Formations** **11.40K**
Based on 27-35 population

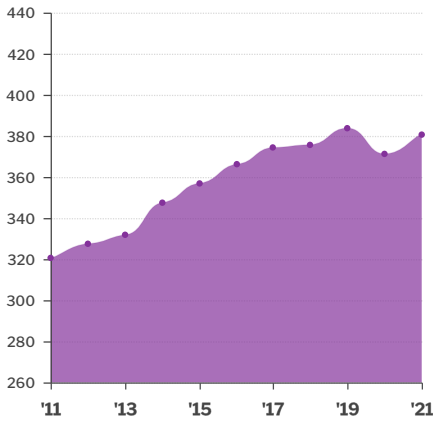
***1st Time Home Purchases To Be Taken From Inventory** **7,305**
Accounts for 64% home ownership rate

***Actual Homes Being Built** **4,174**

Actual: Needed:

*Annual

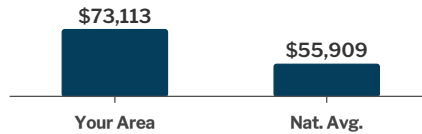
Total Employment
In Thousands



Unemployment Rate
National Average: 6.1%

Year	Rate
2021	4.87%
2020	5.81%
2019	3%
2018	3.5%

Median Household Income



Affordability Index

