

Real Estate Report Card

Davis County, UT



- Median Income



- Jobs



- Historical Appr.



- Affordability

Median Home Price
\$379,545


Appreciation

5 yr Gain: **\$92,404**



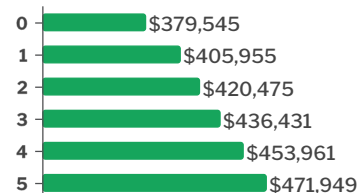
Historical

Forecast



Average Per Year

*5 yr - Cumulative Appr.



Inventory




Homes For Sale
per 1000 people
2

Y/Y -25%

M/M -0%

Demographics

Ages



*In thousands

344.41K Total Pop.

80.82K
Renters

20.37K

Renters Who Can
Afford To Purchase

*Household Formations
Based on 27-35 population

4,638

*1st Time Home
Purchases To Be Taken
From Inventory

3,550

Accounts for 77% home ownership rate

*Actual Homes Being
Built

1,760

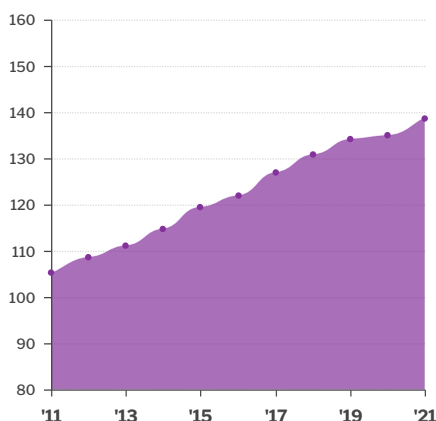
Actual
Needed



*Annual

Total Employment

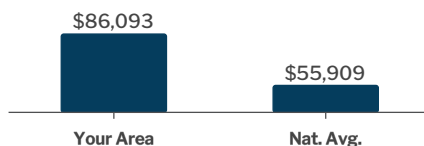
In Thousands



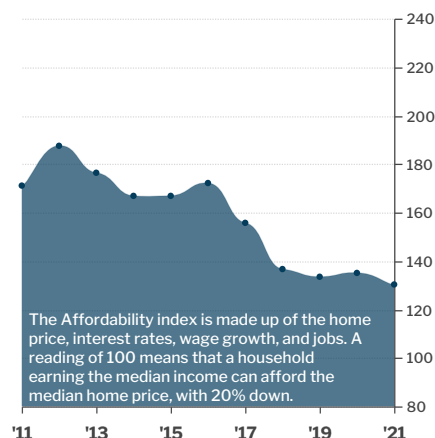
Unemployment Rate
National Average: 6.1%

Year	Rate
2021	2.93%
2020	4.05%
2019	2.42%
2018	2.87%

Median Household Income



Affordability Index



Powered By MBS Highway

This document should not be construed as investment or mortgage advice or a commitment to lend. Your results may vary. There are no guarantees, promises, representations and/or assurances concerning the level of accuracy you may experience. For actual and current terms and rate information, please contact your lender directly. Monthly expenses may or may not include condominium or HOA fees, if applicable; your payment may be greater. *Lender is not a tax consultation firm. Please seek advice from a tax professional. Sources: MBS Highway, FRED, US Census, BLS, JBRC, NAR. MLS Data provided by Listing Booster.