

Real Estate Report Card

Cook County, IL



- Jobs



- Median Income



- Historical Appr.



- 1yr Appr. Forecast



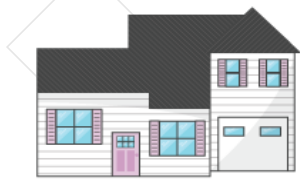
- 5yr Appr. Forecast



- Affordability

Median Home Price

\$272,359

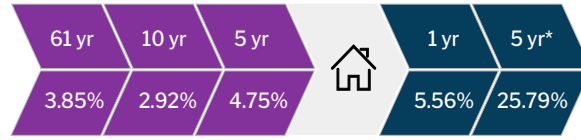


Price / Sq Ft
\$191

Appreciation

Historical

Forecast

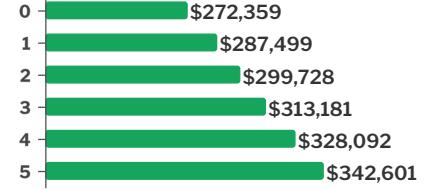


Average Per Year

*5 yr - Cumulative Appr.

5 yr Gain: **\$70,242**

Forecast



Inventory




Homes For Sale
per 1000 people
4

Y/Y -5%

M/M -3%

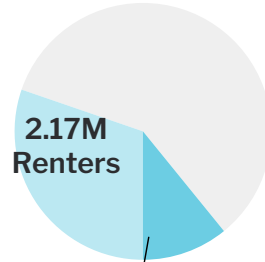
Demographics

Ages



*In thousands

5.28M Total Pop.



572.97K
Renters Who Can
Afford To Purchase

*Household Formations

Based on 27-35 population

81.08K

*1st Time Home Purchases To Be Taken From Inventory

Accounts for 59% home ownership rate

47.73K

*Actual Homes Being Built

8,876

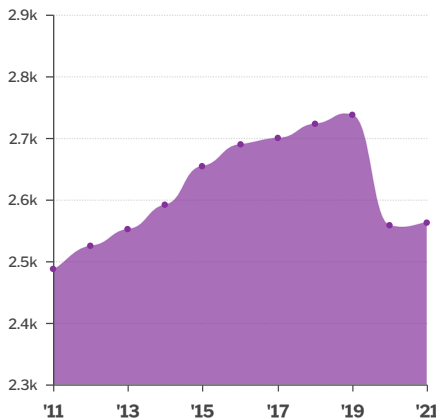
☒ Actual
☐ Needed



*Annual

Total Employment

In Thousands

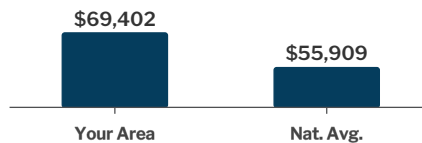


Unemployment Rate

National Average: 6.1%

Year	Rate
2021	8.01%
2020	10.24%
2019	3.78%
2018	4.15%

Median Household Income



Affordability Index

