

# Real Estate Report Card

Bergen County, NJ



- Median Income



- 1yr Appr. Forecast



- Jobs



- 5yr Appr. Forecast



- Historical Appr.



- Affordability

## Median Home Price

**\$438,811**




Price / Sq Ft  
**\$293**

## Appreciation

Historical

Forecast

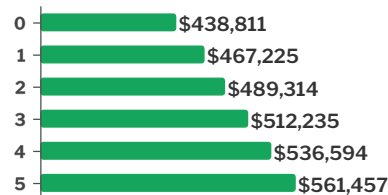


Average Per Year

\*5 yr - Cumulative Appr.

## 5 yr Gain: **\$122,646**

Forecast



### Inventory



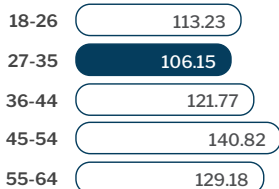
Homes For Sale  
per 1000 people  
**5**

Y/Y -14%

M/M -3%

### Demographics

Ages



\*In thousands

## 937.40K Total Pop.

297.63K  
Renters

**65.78K**

Renters Who Can  
Afford To Purchase

### \*Household Formations

Based on 27-35 population

**10.08K**

### \*1st Time Home Purchases To Be Taken From Inventory

Accounts for 68% home ownership rate

**6,882**

### \*Actual Homes Being Built

**2,906**

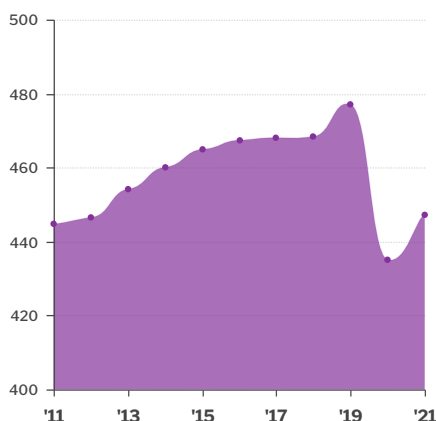
Actual  
Needed



\*Annual

### Total Employment

In Thousands

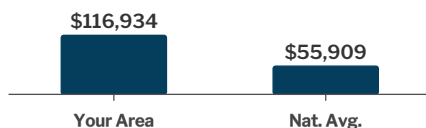


### Unemployment Rate

National Average: 6.1%

Year	Rate
2021	7.6%
2020	8.79%
2019	2.92%
2018	3.38%

### Median Household Income



### Affordability Index

