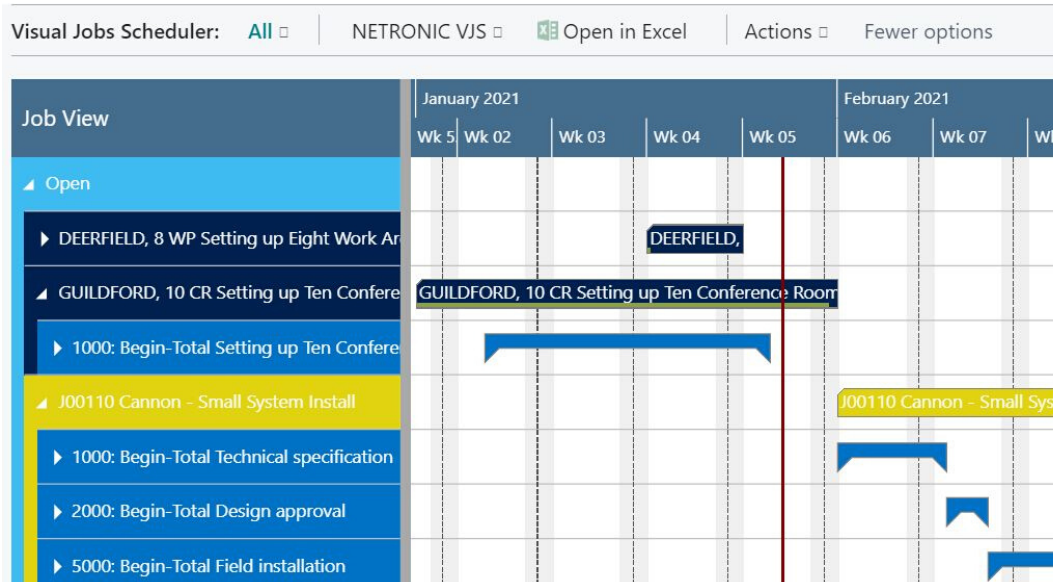


VISUAL JOBS SCHEDULER (VJS)



BENEFITS OF THE VJS

- Easy to implement
- Intuitive interface
- Seamless integration with BC
- Immediate visualization of data
- Informed decision making
- Versatile navigation options

Struggling to manage your resources efficiently?

Are you unable to keep promised delivery dates due staffing issues?

Is the lack of data transparency impeding your success?

WHAT IS THE VJS?

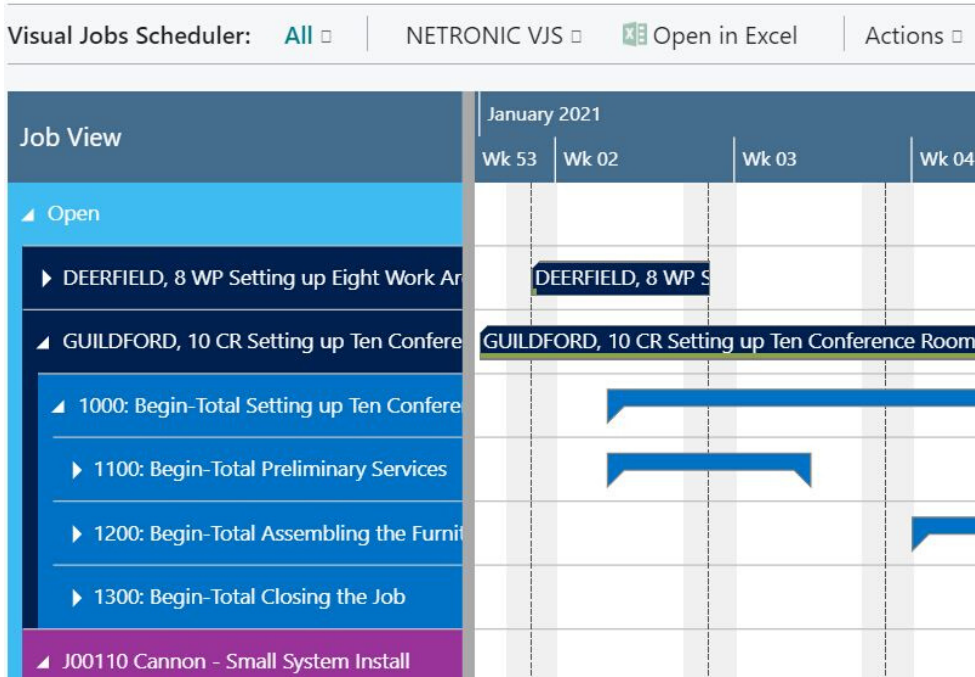
The Visual Jobs Scheduler (VJS) is the drag & drop front-end to the standard Microsoft Dynamics 365 Business Central's Project and Resources module.

The VJS brings you operational agility by turning all your project related data in tables into an interactive Gantt chart.

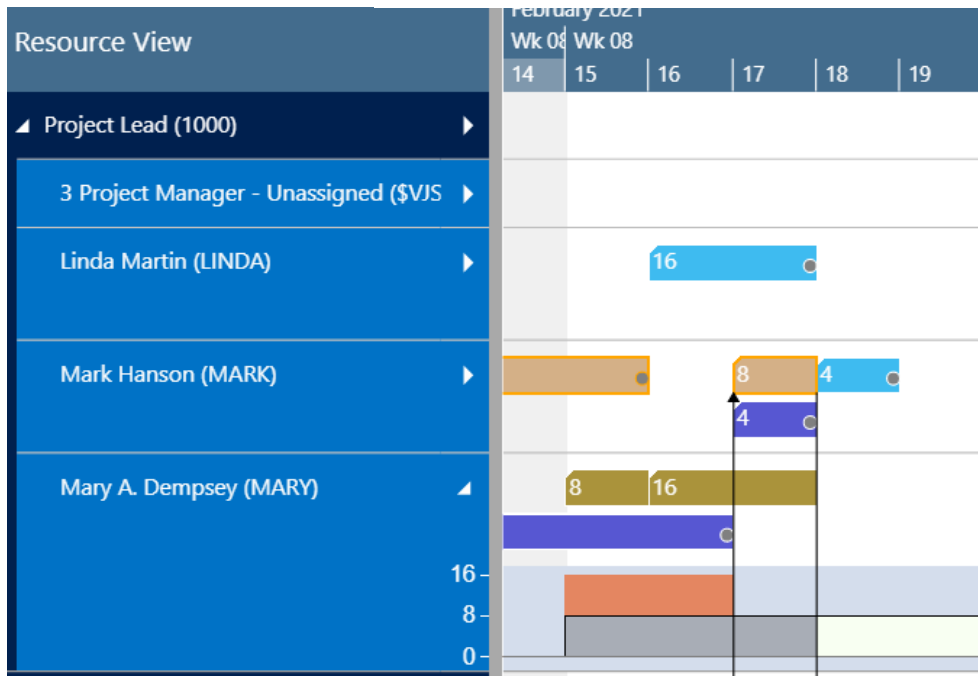
Now you can plan and execute your projects with higher precision using visual scheduling.

FUNCTIONS OF THE VJS

- Integration with the jobs and resource modules
- Filtering options
- Visual alerts
- Ability to make drag and drop changes on the fly
- Automatic scheduling of successors and predecessors
- Ability to link job planning lines



Transparency through visualization - Job view



Transparency through visualization - Resource view

JOBS VIEW

- Visualization of jobs, job tasks, resources and job planning lines
- Drag & drop job planning lines to change timings
- Visual alerts for late job planning lines
- Easily link and split job planning lines

RESOURCE VIEW

- Visualization of the job planning lines assigned to your resources
- Reassign job planning lines to different resources
- Detect bottlenecks
- Visual alerts for overcapacity
- Understand all dependencies

Ready to take control with a **Visual Scheduler?**



Book a demo!

TECHNICAL DETAILS



Available on
Microsoft AppSource

- Developed for Microsoft Dynamics 365 BC as of Version 14, 15, 16. For on prem and on AppSource
- Also available for Microsoft Dynamics NAV as of version 2009 R2 to 2018
- Real-time integration as a page in BC
- Multi-user support
- Designed for data from the Project and Resources module (Jobs, Job Tasks, Job Planning Lines, Resources, Resource Groups and Resource Capacity Entries)
- Data-driven visualization