

A person in athletic wear is stretching on a road at sunrise. The person is wearing black leggings with pink accents and black sneakers with pink soles. They are holding their right leg with their right hand. The road is paved and has white dashed lines. The background shows a line of trees and a bright orange sun low on the horizon, creating a warm, golden glow over the scene.

A NEW DAWN

RELEASE 1.0

CLASS PARTY BOOKINGS

FOR USE WITHIN GLADSTONE360,
CONNECT & MOBILEPRO

JUNE 2020



Class (Reservation) Party Booking functionality supports the ability to book customers and/or non-members into a class in a single transaction.

Existing members may book both themselves and/or a party of non-members into a class using applications such as MobilePro or Connect. At site, Plus2 or Gladstone360 users may book any number of members or non-members into a supported Party Booking up to the maximum limit.

Class Party Bookings: An Overview

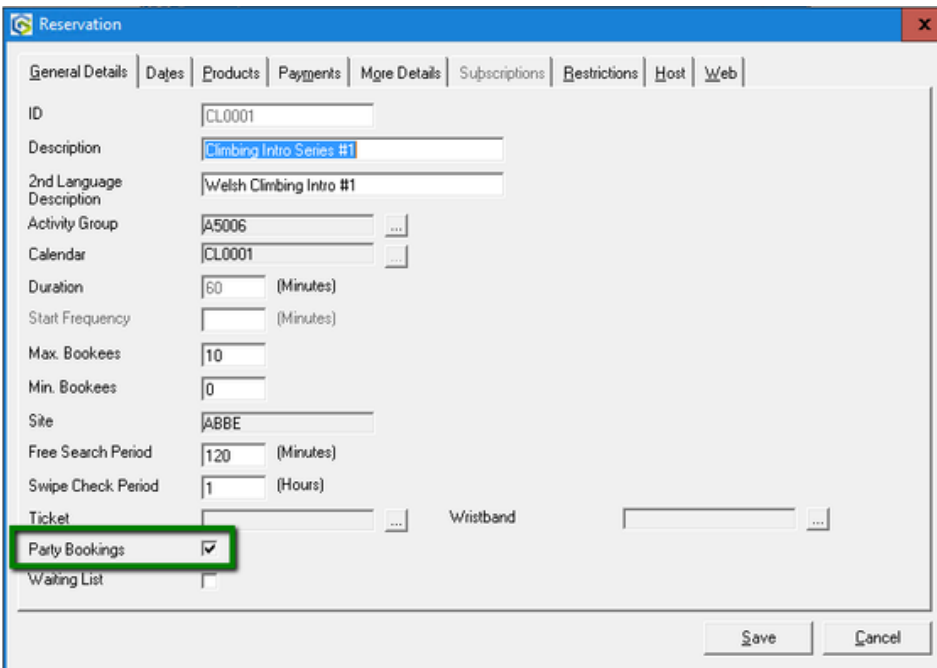
Configuration for Plus2

Prior to using the Class Party Booking functionality, the following configuration must be completed within Plus2:

Sign into Plus2 and navigate to **Configuration > Bookings > Reservations**

Locate and modify an appropriate class for which to utilise Class Party Bookings

Within the **General Details** tab, involve **Party Bookings**



The screenshot shows the 'Reservation' window in Plus2, with the 'General Details' tab selected. The window contains various fields for configuring a reservation. The 'Party Bookings' checkbox is highlighted with a green box and is checked. Other fields include ID (CL0001), Description (Climbing Intro Series #1), 2nd Language Description (Welsh Climbing Intro #1), Activity Group (A5006), Calendar (CL0001), Duration (60 Minutes), Start Frequency (Minutes), Max. Bookees (10), Min. Bookees (0), Site (ABBE), Free Search Period (120 Minutes), Swipe Check Period (1 Hours), Ticket, Wristband, and Waiting List.

Field	Value
ID	CL0001
Description	Climbing Intro Series #1
2nd Language Description	Welsh Climbing Intro #1
Activity Group	A5006
Calendar	CL0001
Duration	60 (Minutes)
Start Frequency	(Minutes)
Max. Bookees	10
Min. Bookees	0
Site	ABBE
Free Search Period	120 (Minutes)
Swipe Check Period	1 (Hours)
Ticket	
Wristband	
Party Bookings	<input checked="" type="checkbox"/>
Waiting List	<input type="checkbox"/>

To allow customers to book online, ensure **Web Bookable** is selected within the **Web** tab.

Click **Save**

Consider which Price Levels are to be offered for the additional non-member bookees. To determine this, navigate to **Configuration > Financial > Price Levels**.

Upon opening a desired Price Level, ensure **Applicable** to section has **Non-Members** invoked.

Class Party Bookings: An Overview

Price Levels [X]

General Details | Loyalty | Age Range

ID:

Description:

Infringement Price Level: ...

Applicable To

- ☒ Members
- ☒ Non-Members

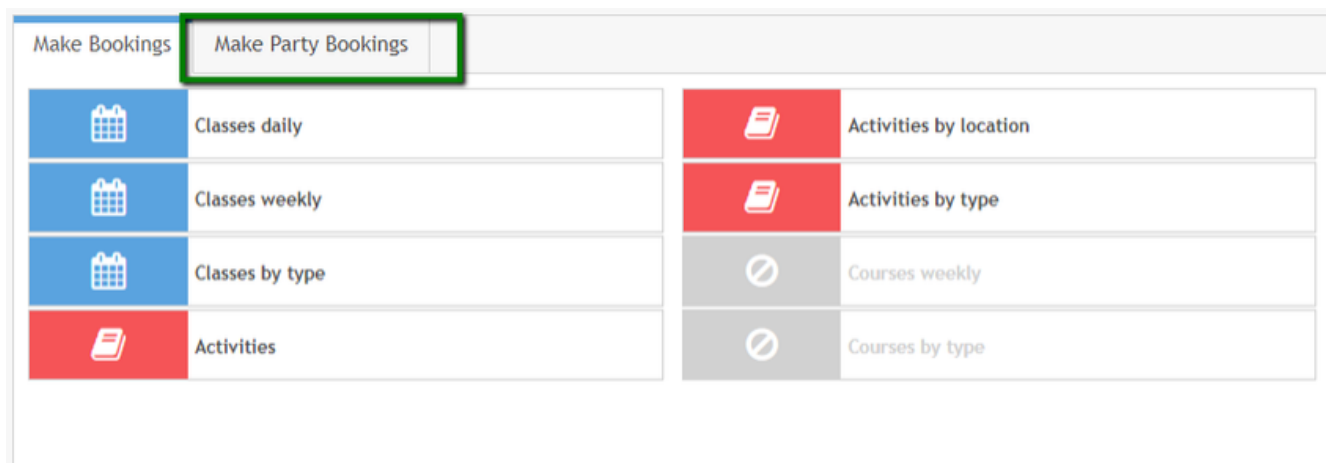


Class Party Bookings: An Overview

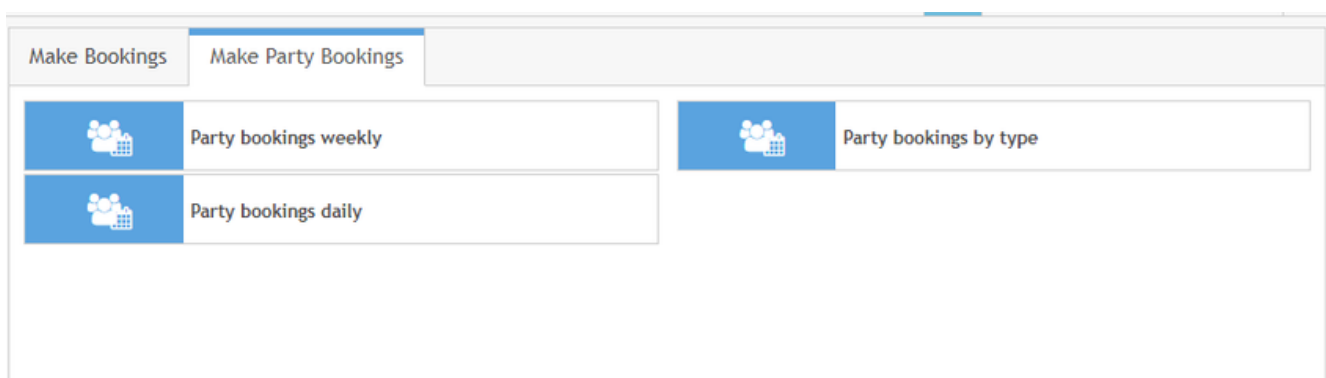
Configuration for Gladstone360

There is no additional configuration required within Gladstone360 to utilise Class Party Bookings. Where Plus2 has been correctly configured, Classes supporting Party Bookings will be displayed automatically within the Bookings section inside the CheckIn screen.

The screenshot below shows the new tab introduced alongside **Make Bookings** to **Make Party Bookings**. Standard classes and Party Booking Classes cannot be booked in the same user journey.



Three options provided to the end user allow include the options to view **Party Bookings Weekly**, **Party Bookings Daily** or **Party Bookings By Type**.



Upon making a selection, users may choose one or more classes to book simultaneously. This replicates the same functionality as when making standard class bookings.

Class Party Bookings: An Overview

Party Booking - Class Availability Weekly - Abbotts Sports Centre Filter

22/02/2019

Today 0 Sat 23/02 4 Sun 24/02 4 Mon 25/02 0 Tue 26/02 0 Wed 27/02 0 Thu 28/02 0

09:00 - 10:00 CLIMBING INTRO SERIES #1 Sports Hall X4 8/10 £10.00	09:00 - 10:00 CLIMBING INTRO SERIES #1 Sports Hall X4 6/10 £10.00
10:00 - 11:00 CLIMBING INTRO SERIES #2 Sports Hall X4 3/10 £10.00	10:00 - 11:00 CLIMBING INTRO SERIES #2 Sports Hall X4 0/10 £10.00
11:00 - 12:00 CLIMBING INTRO SERIES #3 Sports Hall X4	11:00 - 12:00 CLIMBING INTRO SERIES #3 Sports Hall X4

Back Next Cancel

If using the Non-Member record to make a booking, the user may select the Price Level for the individual and will be asked to input the Non-Members details.

When specifying the additional bookees, the **Manage Bookees** screen is displayed. This allows the user to enter the number of Non-Member bookees in the party to book for each of the available Price Levels. In addition, the user may specify whether the individual making the booking is included in the party.

▼ Climbing Intro Series #1 : Saturday 23/02/2019 09:00

Include Cedric Cash	£10.00	Yes <input type="checkbox"/>
Adult N M	£10.00	- 1 +
Junior N M	£5.50	- 2 +
Senior N M	£10.00	- 0 +
Staff	£7.50	- 0 +
Standard Rate	£12.00	- 0 +

Upon confirming the booking, the classes are added to the Basket for payment. Within the Basket, summary information is displayed which may be expanded for further detail.

Sales

Event Log

Bookings0

Basket2

Access

Climbing Intro Series #1

23/02/2019 at 09:00

Cedric Cash @ Adult N M

Adult N M

Climbing Intro Series #2

24/02/2019 at 10:00

£20.00

1

£20.00

Remove

£10.00

1

£10.00

£10.00

1

£10.00

£40.00

1

£40.00

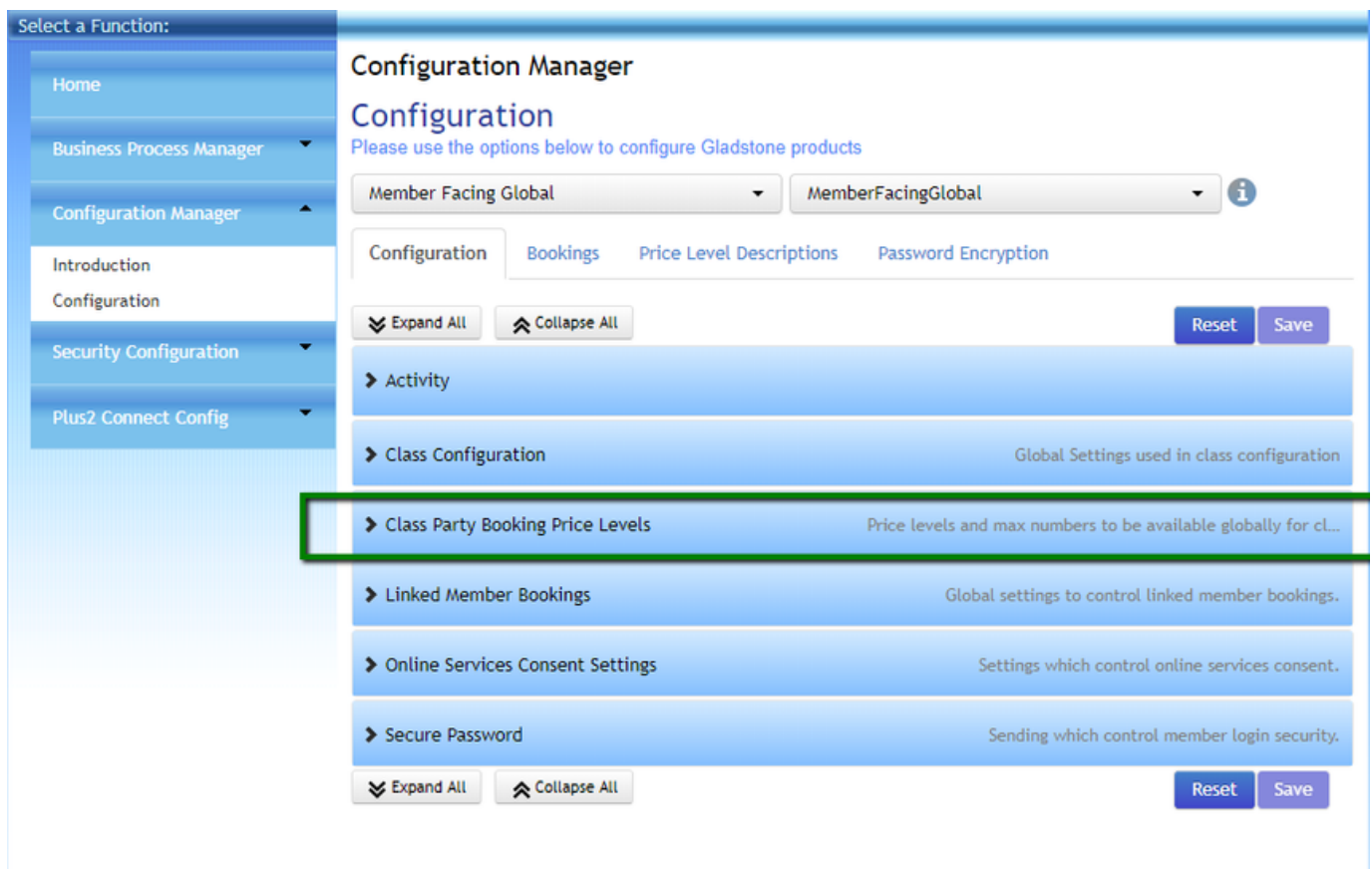
Remove

Class Party Bookings: An Overview

Configuration for Connect and MobilePro

As for standard classes, Class Party Bookings are presented for booking on Connect and MobilePro when configured as Web bookable in Plus2. MobilePro additionally requires that the Activity Group of the class is added to the booking module in the MobilePro Cockpit.

Additional configuration for both Connect and MobilePro can be found in **GMC > Configuration Manager > Member Facing Global**.



The screenshot displays the 'Configuration Manager' interface. On the left is a sidebar with a 'Select a Function:' dropdown and a list of menu items: Home, Business Process Manager, Configuration Manager (selected), Introduction, Configuration, Security Configuration, and Plus2 Connect Config. The main content area is titled 'Configuration Manager' and 'Configuration'. It includes a sub-header 'Please use the options below to configure Gladstone products' and two dropdown menus: 'Member Facing Global' and 'MemberFacingGlobal'. Below these are tabs for 'Configuration', 'Bookings', 'Price Level Descriptions', and 'Password Encryption'. There are 'Expand All' and 'Collapse All' buttons, along with 'Reset' and 'Save' buttons. A list of configuration options is shown, each with a right-pointing arrow and a description. The 'Class Party Booking Price Levels' option is highlighted with a green border. The other options are: 'Activity', 'Class Configuration' (with a note 'Global Settings used in class configuration'), 'Linked Member Bookings' (with a note 'Global settings to control linked member bookings.'), 'Online Services Consent Settings' (with a note 'Settings which control online services consent.'), and 'Secure Password' (with a note 'Sending which control member login security.').

Select a Function:

- Home
- Business Process Manager
- Configuration Manager
- Introduction
- Configuration
- Security Configuration
- Plus2 Connect Config

Configuration Manager

Configuration

Please use the options below to configure Gladstone products

Member Facing Global MemberFacingGlobal

Configuration Bookings Price Level Descriptions Password Encryption

Expand All Collapse All

Reset Save

- Activity
- Class Configuration Global Settings used in class configuration
- Class Party Booking Price Levels** Price levels and max numbers to be available globally for cl...
- Linked Member Bookings Global settings to control linked member bookings.
- Online Services Consent Settings Settings which control online services consent.
- Secure Password Sending which control member login security.

Expand All Collapse All





Reset Save



Class Party Bookings: An Overview

Class Party Bookings Price Levels section allows the user to configure the following:

- **Price Levels offered to customers.** These may differ from Price Levels available within Plus2 or Gladstone360 allowing the strict control of which Price Levels are allowed for use online.
- **Max bookers per Price Level.** Each Price Level may be limited to a max number per booking.

Max no. per Price Level	<input type="text" value="8"/>	
* Price Level	<input type="text" value="JUNNM - Junior N M"/>	
		<input type="button" value="Copy Group"/> <input type="button" value="Remove Group"/>
Max no. per Price Level	<input type="text" value="4"/>	
* Price Level	<input type="text" value="ADLNM - Adult N M"/>	
		<input type="button" value="Copy Group"/> <input type="button" value="Remove Group"/>

Class Party Bookings: An Overview

Party Booking Functionality in Connect

Members may book themselves and additional individuals into the class as shown below:.

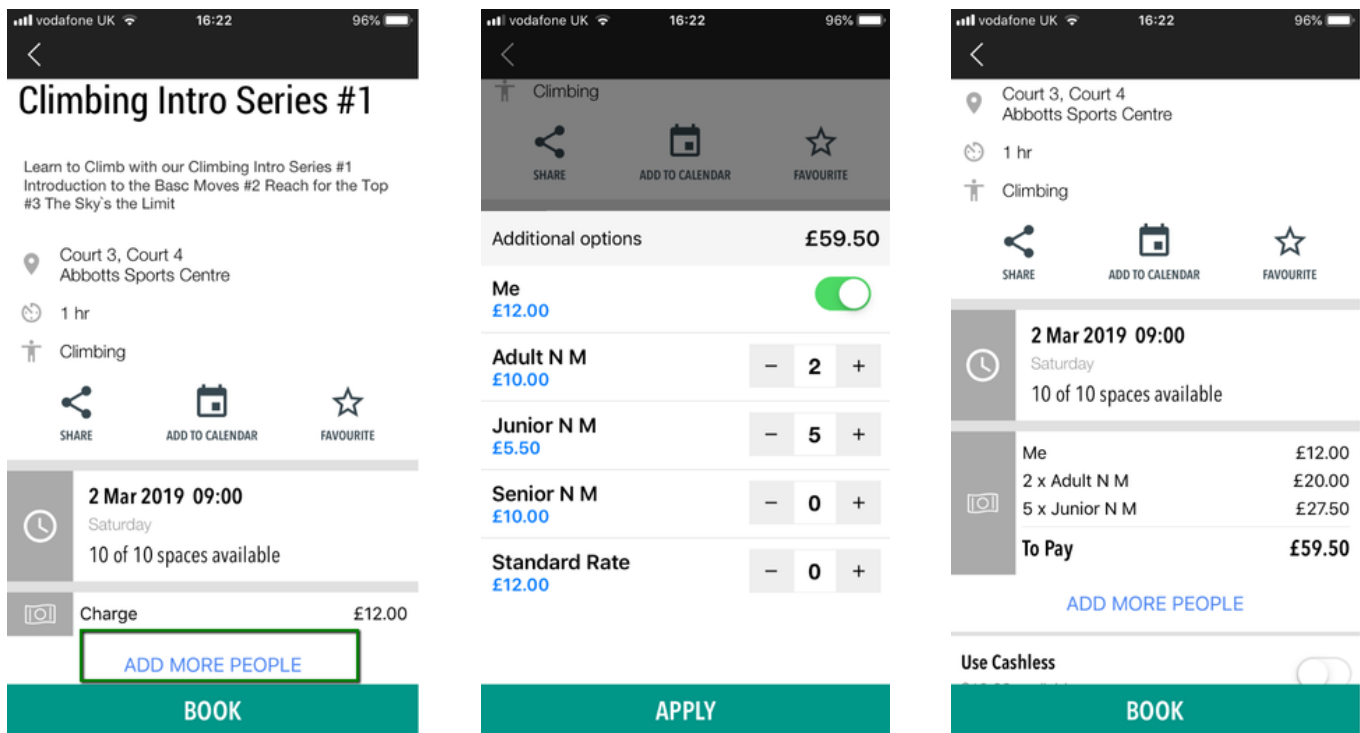
Sat 2 Mar, 09:00 (60 mins)	Leo Houlding £12.00	<div>IncludeRemove</div>	<div>Book</div> <div>10 spaces remaining</div>
	Adult N M £10.00	<div>-2+</div>	
	Junior N M £5.50	<div>-5+</div>	
	Senior N M £10.00	<div>-0+</div>	
	Standard Rate £12.00	<div>-0+</div>	



Class Party Bookings: An Overview

Part Booking Functionality in MobilePro

Members may book themselves and additional individuals into the class using **ADD MORE PEOPLE**. This link is automatically displayed on supported Party Booking Classes as shown below.



Limitations

- Users are able to Cancel but not Move bookings. A cancellation and new booking would be required to move a booking from one class to another.
- Modifying the booking is not supported. If there is a need to increase/decrease the numbers
- in the party, a new booking must be made.
- Waiting Lists for party classes are not supported.

**Gladstone
Hithercroft Road
Wallingford
Oxfordshire
OX10 9BT**

**www.gladstonesoftware.co.uk
Sales@gladstonesoftware.co.uk**

