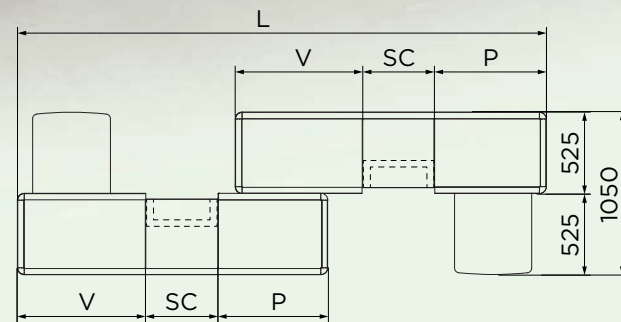




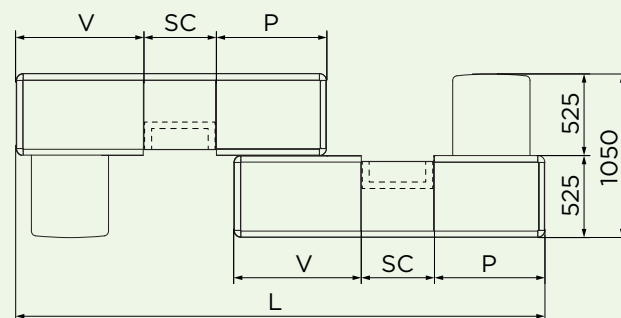
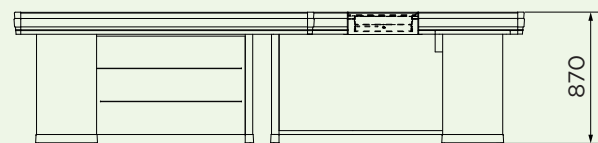
# TANDEM S

Minimum footprint, absolute performance

The combination in TANDEM of two R and L checkout counters with a straight bagging area, placed side by side and staggered, is an excellent solution for maintaining maximum efficiency with a reduced footprint in width. The TANDEM model is applicable to any commercial surface and type of shop.



- R
- L



## Measurements

L (mm)	P (mm)	SC (mm)	V (mm)	Average receipt	Area
2950	510	465	625	<20€ - 20÷40€	SUPERSTORE MINIMARKET SPECIALIZED SHOP
3250	710	465	625	<20€ - 20÷40€	
3450	710	465	825	<20€ - 20÷40€	