



## Hartsfield-Jackson Atlanta International Airport Concessions Inspection Dashboard

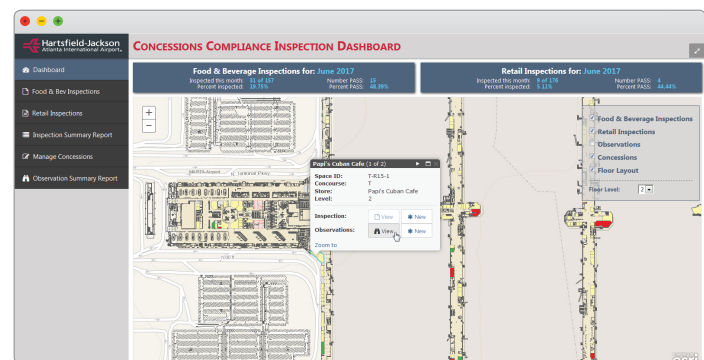


Hartsfield-Jackson Atlanta International Airport is one of the busiest airports in the world with just a two-hour commute for 80% of the U.S. population. The Airport's concessions space covers approximately 230,000 square feet including 263 food, beverage and retail outlets. On-site Airport concession inspections were recorded on paper and reports were then manually submitted via email.

The Airport had an existing Amazon Web Service GIS Environment that included the full ArcGIS Enterprise Suite (ArcGIS Server, ArcGIS Portal, SDE Enterprise GeoDatabase), however, airport concession management and inspection processes were not linked to it. Therefore, Hartsfield-Jackson Atlanta International Airport had no way to visualize the concession spaces and the inspection statuses of the various locations.

The Airport wanted to leverage its existing GIS infrastructure to develop a mobile solution for inspecting concessions and providing a visual representation of concession locations, their current inspection status as well as inspection history. The need for on-site evaluations would also require the use of a tablet based solution with a responsive design to aid in the collection of inspection findings and concessionaire responses to then be included in automated Inspection Report Emails.

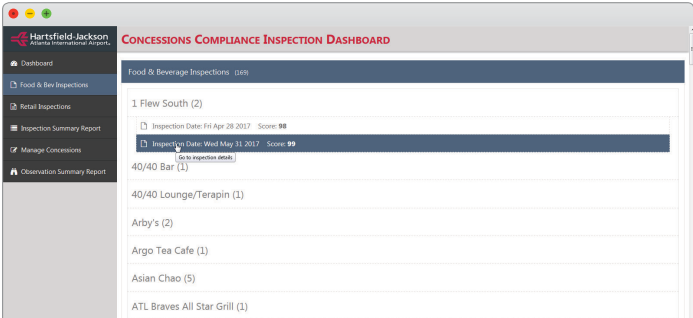
The ability to manage vendors and/or layout changes using a display map of the current visible concessions floor and to generate reporting and a dashboard summary was also a requirement.



Hartsfield-Jackson Atlanta International Airport partnered with GISinc to develop a custom Concessions Inspection Dashboard application using Javascript, AngularJS, and the ESRI ArcGIS API which references Email and PDF services through a .NET WebAPI while displaying and updating ArcGIS Server map services. The dashboard solution also includes database storage and is used by seven compliance specialists who can now autogenerate emails which reduces human error in compliance calculations.

The primary advantage of the new Concessions Inspection Dashboard is that with the integration of the Esri platform, the airport is now able to visualize concession spaces and inspection statuses active in both domestic and international terminals, including all seven concourses.

The result of the Concessions Inspection Dashboard has been a reduction of waste and an increased ROI on airport infrastructure. The solution has been well embraced throughout Hartsfield-Jackson Atlanta International Airport teams, so much so that more departments are interested in migrating their inspection solutions to this technical solution by reusing the codebase built for the Concession application to save costs upon implementation.



**CONCESSIONS COMPLIANCE INSPECTION DASHBOARD**

Food & Beverage Inspections (10)

1 Flew South (2)

Inspection Date: Fri Apr 28 2017 Score: 98

Inspection Date: Wed May 31 2017 Score: 99

40/40 Bar (1)

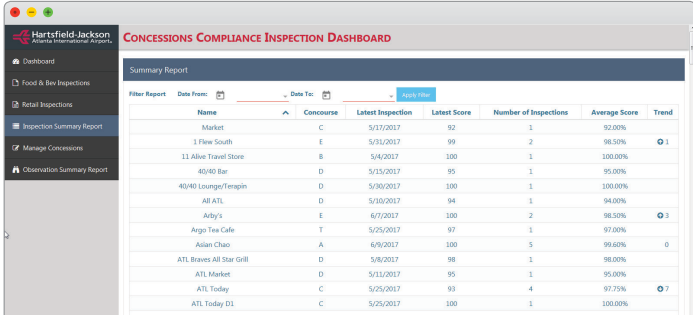
40/40 Lounge/Terapin (1)

Arby's (2)

Argo Tea Cafe (1)

Asian Chao (5)

ATL Braves All Star Grill (1)



**CONCESSIONS COMPLIANCE INSPECTION DASHBOARD**

Summary Report

Filter Report Date From: Date To: Apply Filter

Name	Concourse	Latest Inspection	Latest Score	Number of Inspections	Average Score	Trend
Market	C	5/17/2017	92	1	92.00%	
1 Flew South	E	5/31/2017	99	2	98.50%	1
11 Above Travel Store	B	5/8/2017	100	1	100.00%	
40/40 Bar	D	5/15/2017	95	1	95.00%	
40/40 Lounge/Terapin	D	5/30/2017	100	1	100.00%	
All ATL	D	5/10/2017	94	1	94.00%	
Arby's	E	6/7/2017	100	2	98.50%	3
Argo Tea Cafe	T	5/25/2017	97	1	97.00%	
Asian Chao	A	6/9/2017	100	5	99.60%	0
ATL Braves All Star Grill	D	5/8/2017	98	1	98.00%	
ATL Market	D	5/11/2017	95	1	95.00%	
ATL Today	C	5/25/2017	93	4	97.75%	7
ATL Today DL	C	5/25/2017	100	1	100.00%	
Atlanta Bread	B	5/10/2017	100	1	100.00%	