



RELEASE NOTES

Create a Patient

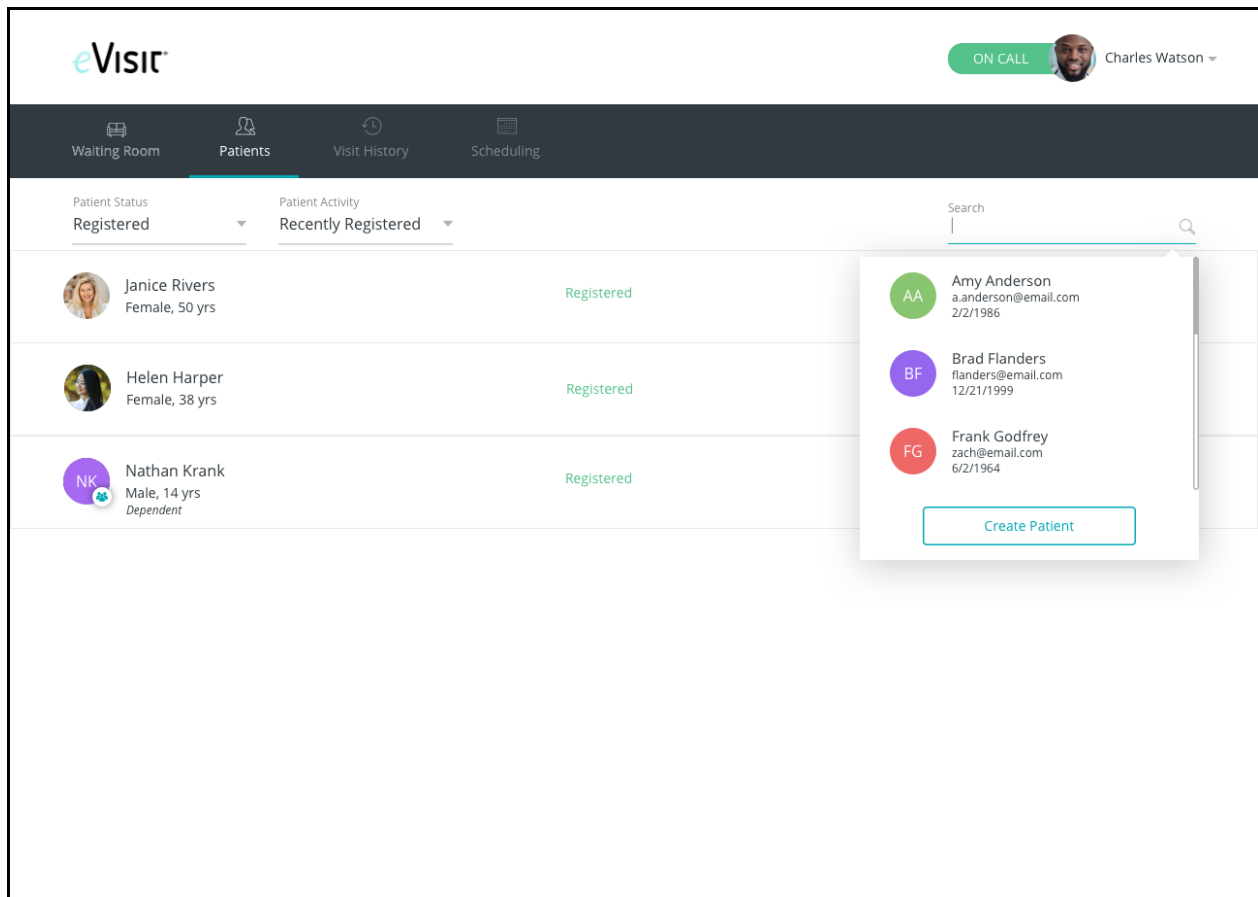
Summary

Create a patient is a new tool that will allow staff members and providers the ability to create a patient in the Patients page. The provider or staff member simply search for a patient by using name or date of birth and if no patient is found then select to “create patient”. The patient will then be in eVisit ready to be invited to a visit with the new Create a Visit feature.

Problems Solved

- Ability to create patients in an on-demand workflow.


Feature Overview



First the user searches for a select user, if they can't find that user they then select to "create patient".

eVisit

ON CALL

Charles Watson

Waiting Room

Patients

Visit History

Scheduling




Patient Status

Registered

Patient Activity

Recently Registered

Search

	Janice Rivers Female, 50 yrs	Registered
	Helen Harper Female, 38 yrs	Registered
	Nathan Krank Male, 14 yrs Dependent	Registered

First Name

Last Name

Date of Birth

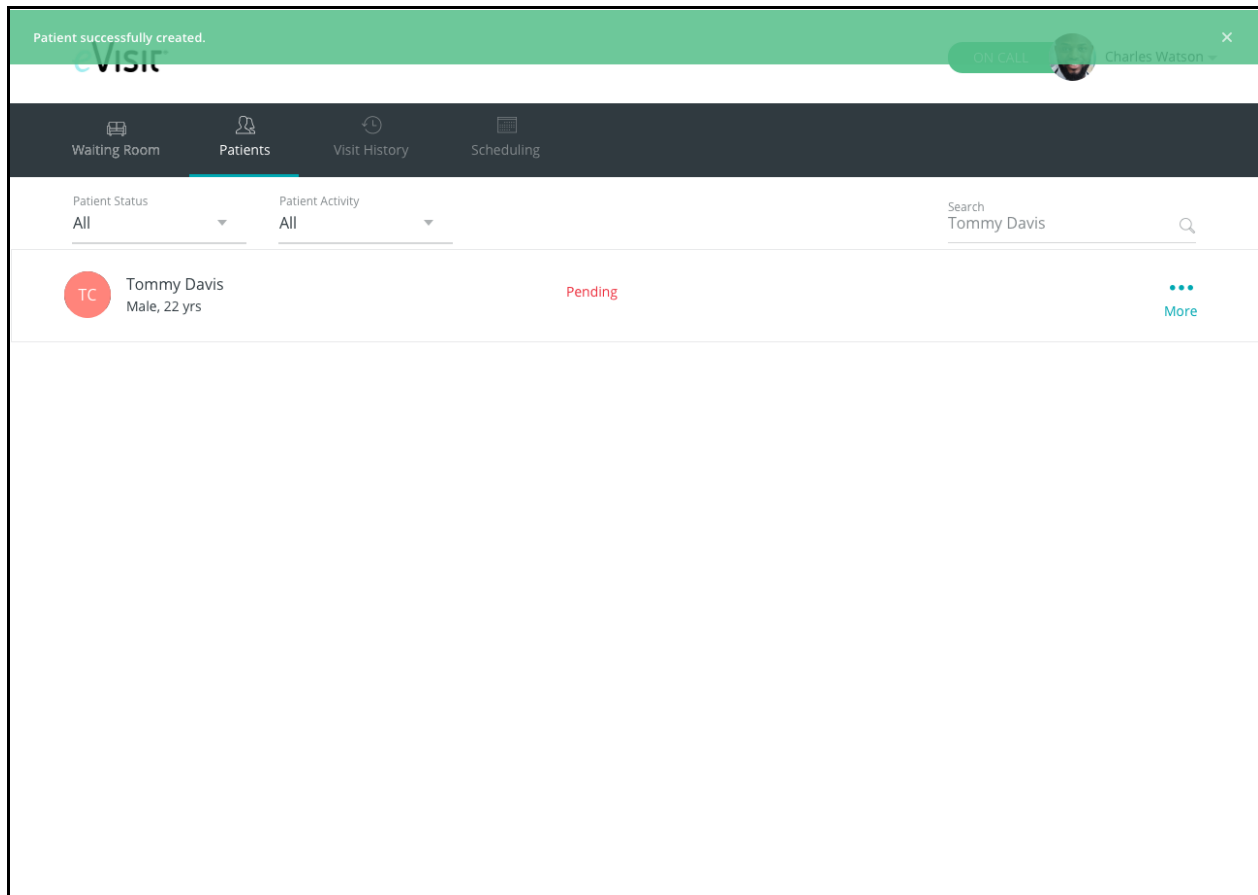
Email

Phone Number

Create Now

Cancel

Once selected, a minimum of key information is required including name, date of birth, email and phone number.



Patients who have been created but haven't registered themselves yet will show as "pending".

Patients that are created with the scheduling tool still need to input some personal information next time they login.

What you need to do

This feature will be enabled automatically on all accounts when released.