

PROJECT:	UNIT TAG:	QUANTITY:
REPRESENTATIVE: _____	TYPE OF SERVICE:	DATE: _____
ENGINEER:	SUBMITTED BY:	DATE:
CONTRACTOR:	APPROVED BY:	DATE:
	ORDER NO.:	DATE:

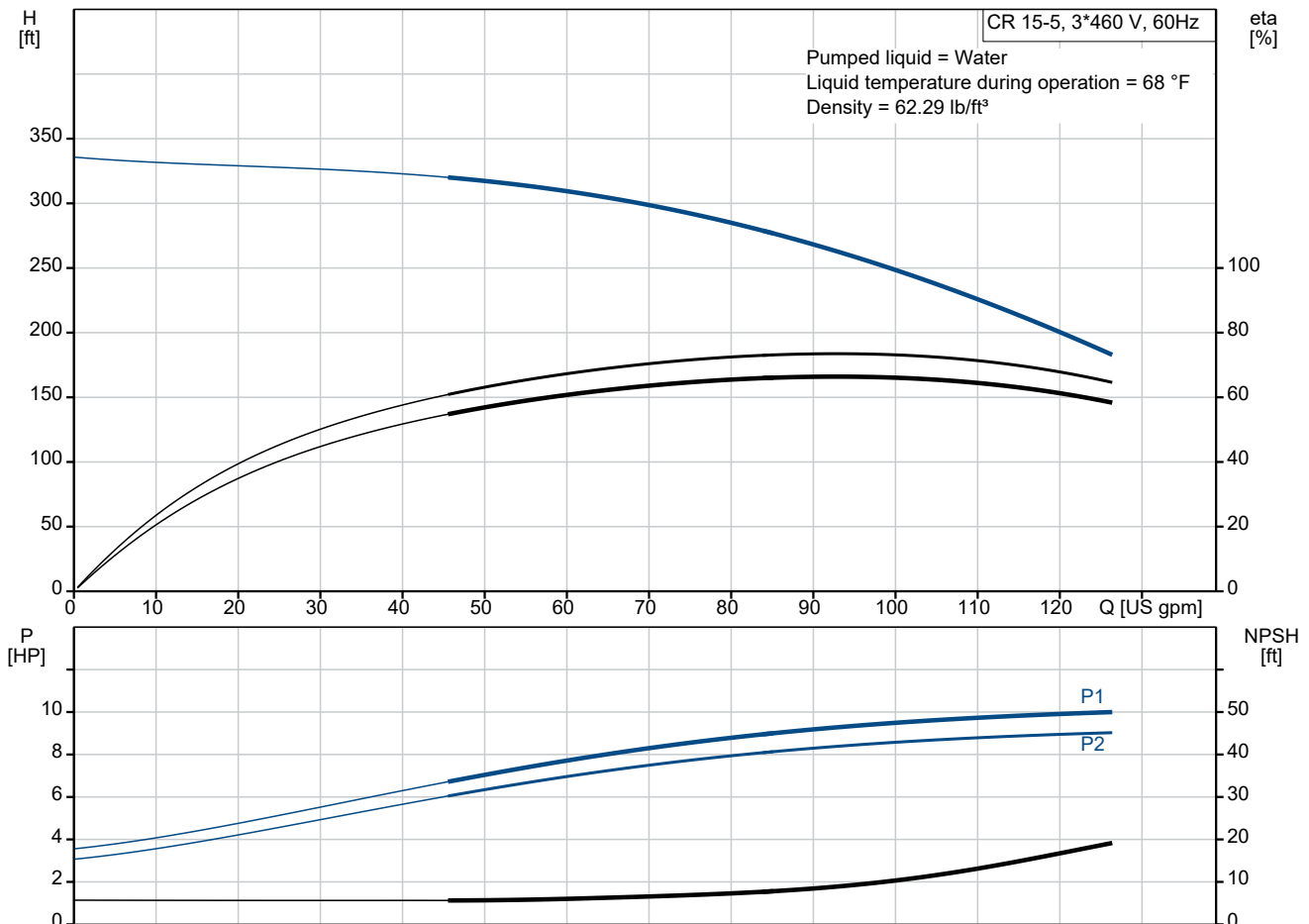


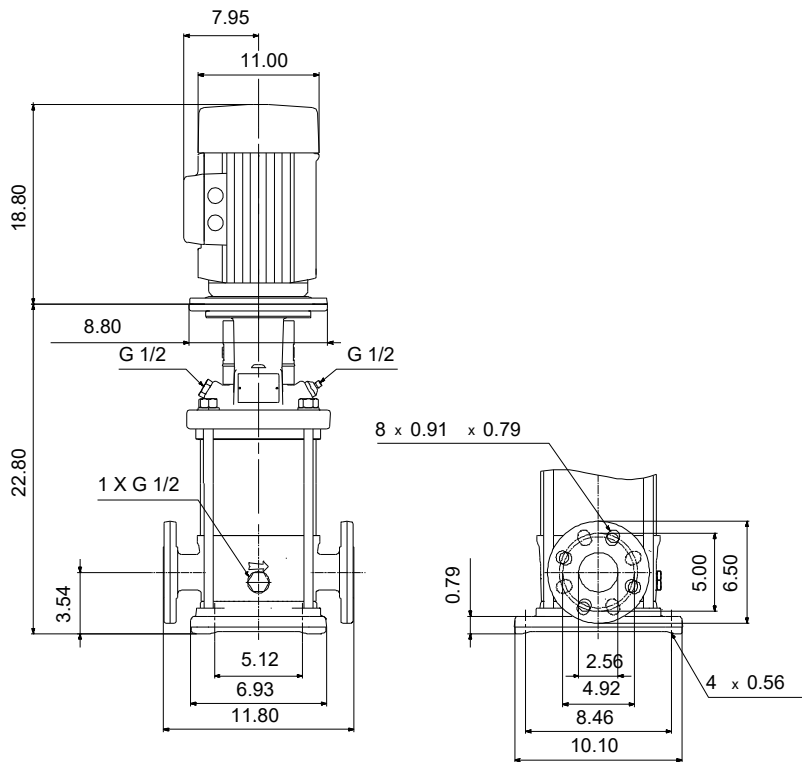
CR 15-5 A-GJ-A-E-HQQE

Vertical, multistage centrifugal pump with suction and discharge ports on the same level. The pump head and base are in cast iron. All other wetted parts are in stainless steel (EN 1.4301)(AISI 304)

Product photo could vary from the actual product

Conditions of Service		Pump Data		Motor Data	
Liquid:	Water	Max pressure at stated temperature:	232 psi / 250 °F	Rated power - P2:	10 HP
Temperature:	68 °F	Liquid temperature range:	-4 .. 248 °F	Rated voltage:	208-230/460 V
Specific Gravity:	1.000	Maximum ambient temperature:	104 °F	Main frequency:	60 Hz
		Shaft seal:	HQQE	Enclosure class:	IP55
		Product number:	99917481	Insulation class:	F
				Motor protection:	NONE
				Motor type:	WEG
				Eff. 1/1:	90.2 %

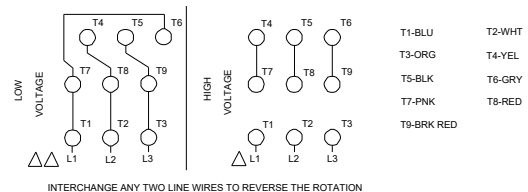
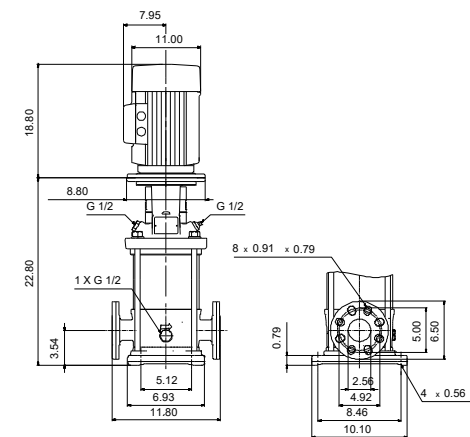
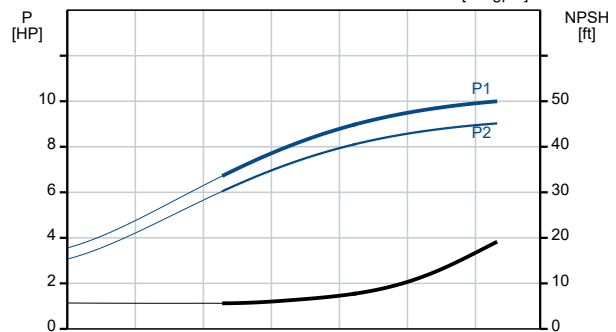
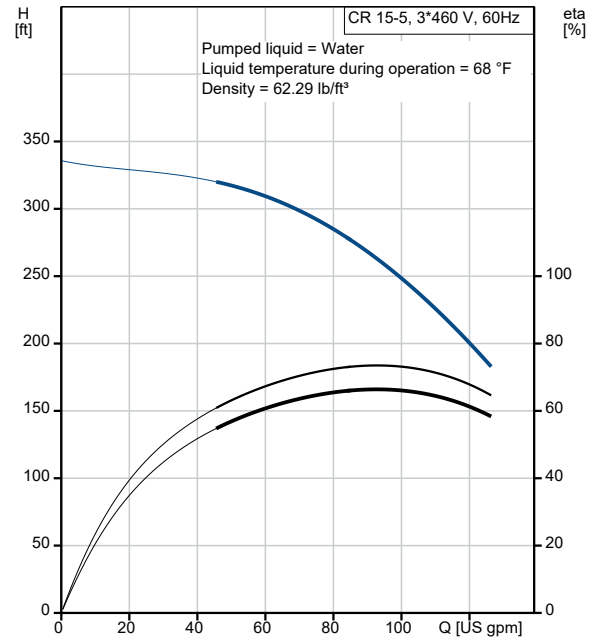




Materials:

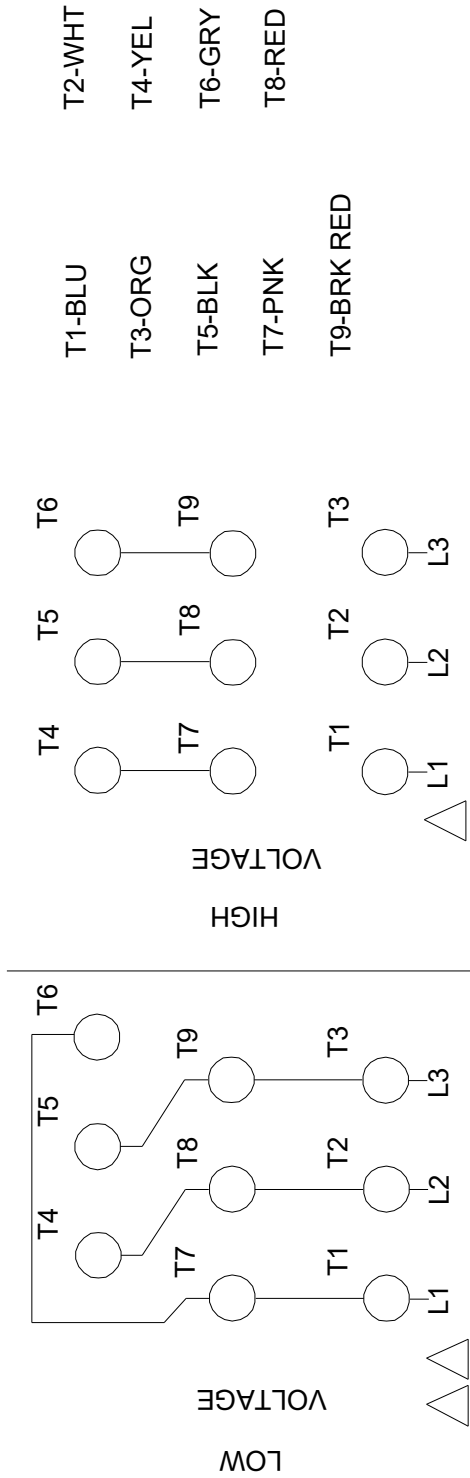
Base:	Cast iron
Base:	EN 1561 EN-GJL-200
Base:	ASTM A48-25B
Impeller:	Stainless steel
Impeller:	AISI 304
Impeller:	EN 1.4301
Material code:	A
Code for rubber:	E

Description	Value
General information:	
Product name:	CR 15-5 A-GJ-A-E-HQQE
Product No.:	99917481
EAN:	5715114122917
Technical:	
Rated pump speed:	3470 rpm
Rated flow:	90.3 US gpm
Rated head:	254.6 ft
Maximum head:	331.4 ft
Actual impeller diameter:	4.13 in
Stages:	5
Impellers:	5
Number of reduced-diameter impellers:	0
Low NPSH:	N
Pump orientation:	Vertical
Shaft seal arrangement:	Single
Code for shaft seal:	HQQE
Approvals:	CURUS
Approvals for drinking water:	NSF/ANSI 61
Curve tolerance:	ISO9906:2012 3B
Pump version:	A
Model:	A
Cooling:	IC 411
Materials:	
Base:	Cast iron
Base:	EN 1561 EN-GJL-200
Base:	ASTM A48-25B
Impeller:	Stainless steel
Impeller:	EN 1.4301
Impeller:	AISI 304
Material code:	A
Code for rubber:	E
Bearing:	SIC
Installation:	
t max amb:	104 °F
Maximum operating pressure:	232.06 psi
Max pressure at stated temperature:	232 psi / 250 °F
Max pressure at stated temperature:	232 psi / -4 °F
Type of connection:	ANSI / JIS
Size of inlet connection:	DN 50
Size of outlet connection:	DN 50
Pressure rating for connection:	PN 25
Flange rating inlet:	300 lb
Flange size for motor:	213TC
Connect code:	GJ
Liquid:	
Pumped liquid:	Water
Liquid temperature range:	-4 .. 248 °F
Selected liquid temperature:	68 °F
Density:	62.29 lb/ft ³
Electrical data:	
Motor standard:	NEMA
Motor type:	WEG
IE Efficiency class:	IE3 / NEMA Premium
Rated power - P2:	10 HP
Power (P2) required by pump:	10 HP
Main frequency:	60 Hz
Rated voltage:	3 x 208-230/460 V
Service factor:	1.15
Rated current:	25,4-23,0/11,5 A
Starting current:	750-750 %
Full load SF current:	26.5/13.2 A



Description	Value
Cos phi - power factor:	0.91
Rated speed:	3530 rpm
IE efficiency:	IE3 90,2%
Motor efficiency at full load:	90.2 %
Motor efficiency at 3/4 load:	90.2 %
Motor efficiency at 1/2 load:	89.5 %
Number of poles:	2
Enclosure class (IEC 34-5):	IP55
Insulation class (IEC 85):	F
Built-in motor protection:	NONE
Motor Number:	99883246
Controls:	
Frequency converter:	NONE
Others:	
DOE Pump Energy Index CL:	0.91
Net weight:	273 lb
Gross weight:	293 lb
Shipping volume:	13.1 ft ³
Country of origin:	US
Custom tariff no.:	8413.70.2040

99917481 CR 15-5 A-GJ-A-E-HQQE 60 Hz



INTERCHANGE ANY TWO LINE WIRES TO REVERSE THE ROTATION

All units are [in] unless otherwise presented.