

aryaka

The Cloud-First WAN Company

cadre
information security

5TH ANNUAL

Global State Of The **WAN Report**

Insights for
SD-WAN and
SASE Success

aryaka
SOTW
Global State Of The WAN



aryaka

The Cloud-First WAN Company

Dear WAN Enthusiast

We are very excited to put the 5th edition of the Global State Of The WAN (SOTW) report in your hands. We built this publication using a global survey of over 1,350 enterprises, making it one of the most comprehensive independent reference reports in the industry! Responses came from CIOs and several heads of infrastructure, network and security across medium to large enterprises.

As 2020 brought with it the greatest workforce migration in human history due to the pandemic, corporations are leaning towards hybrid workplaces and collaborative experiences. CIOs will be challenged to deliver flexibility and manage rapid changes gracefully. The wide area network (WAN) has therefore become even more strategically important and the lifeblood of the connected organization. We expect architectural shifts to accelerate, resulting in greater adoption of Cloud-First approaches and growth of the Secure Access Service Edge (SASE) category.

Not surprisingly, complexity rears its head yet again as the #1 issue for IT teams. Simplicity in all forms is the need of the hour. Hence, the focus is increasingly on SD-WAN as-a-service consumption models, convergence of network and network security (via SASE), and ease of use. The shift from a Do-it-Yourself (DIY) approach to a consumption-based managed services model is also very real.

We hope you enjoy the visual insights presented in this report and find it useful as you plan your WAN for 2021 and beyond. It is truly a labor of love. I would like to sincerely thank the dedicated Aryaka team whose tireless efforts have created this valuable resource. Your feedback is always welcome!

Best regards,

Shashi Kiran

Chief Marketing Officer (CMO)

[Aryaka Networks](#)

Letter from the CMO

Aryaka 5th Annual Global State Of The WAN - Top Report Findings for Success Across SD-WAN and SASE

This fifth edition of Aryaka's leading State of the WAN report surveys over 1350 enterprises from every vertical and geography to understand their priorities, plans and challenges today and into the future. This is the most comprehensive report in the industry in reach and depth.

Common themes are the fusion of networking and security based on SD-WAN and SASE architectures, continued work-from-home plans, as well as the common concerns surrounding complexity and application performance.

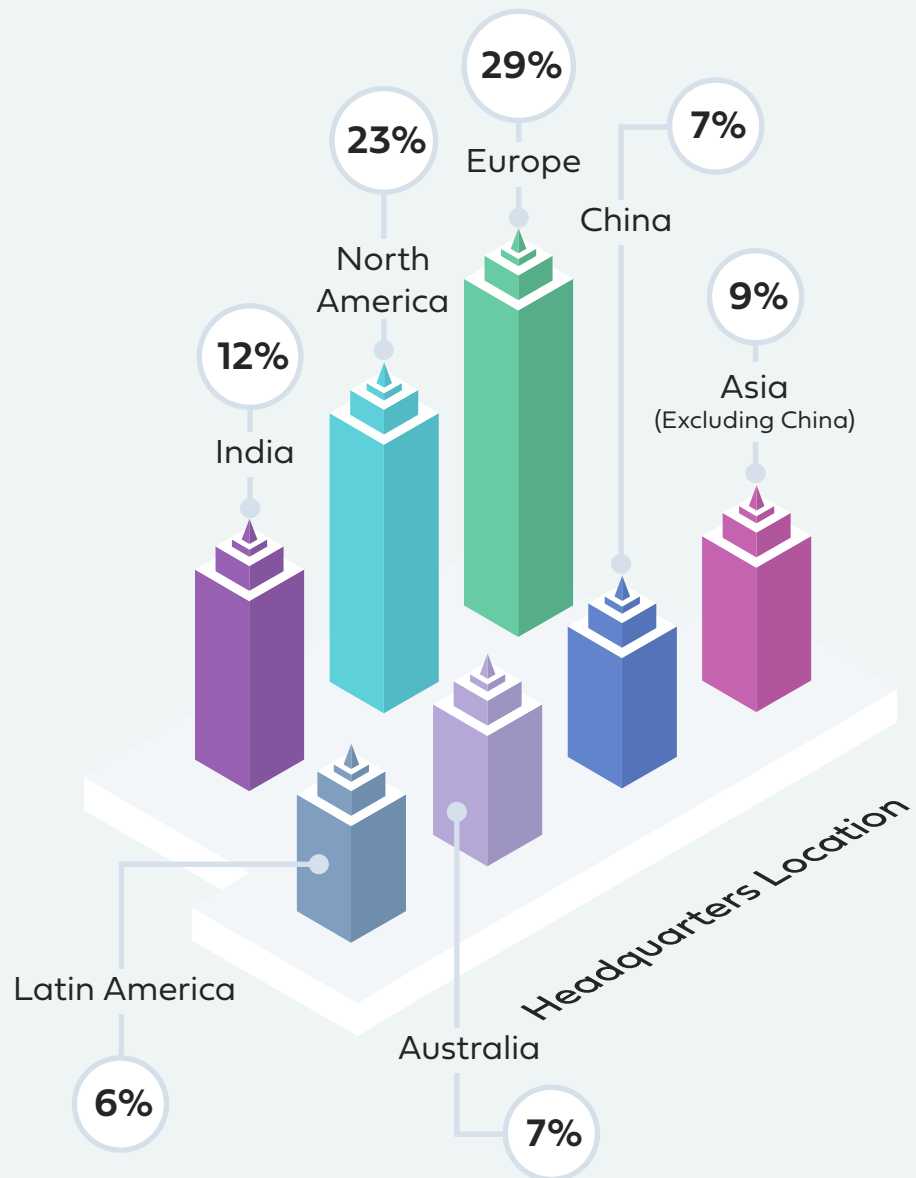
The report is structured as follows:

- **Where** enterprises are today, including the complexities and challenges they're facing due to WAN and application growth, as well as the pandemic.
- **What** changes enterprises are planning in the short and long-term, including investment planning.
- **How** enterprises plan to implement change, including their WAN transformation approach and managed service adoption.

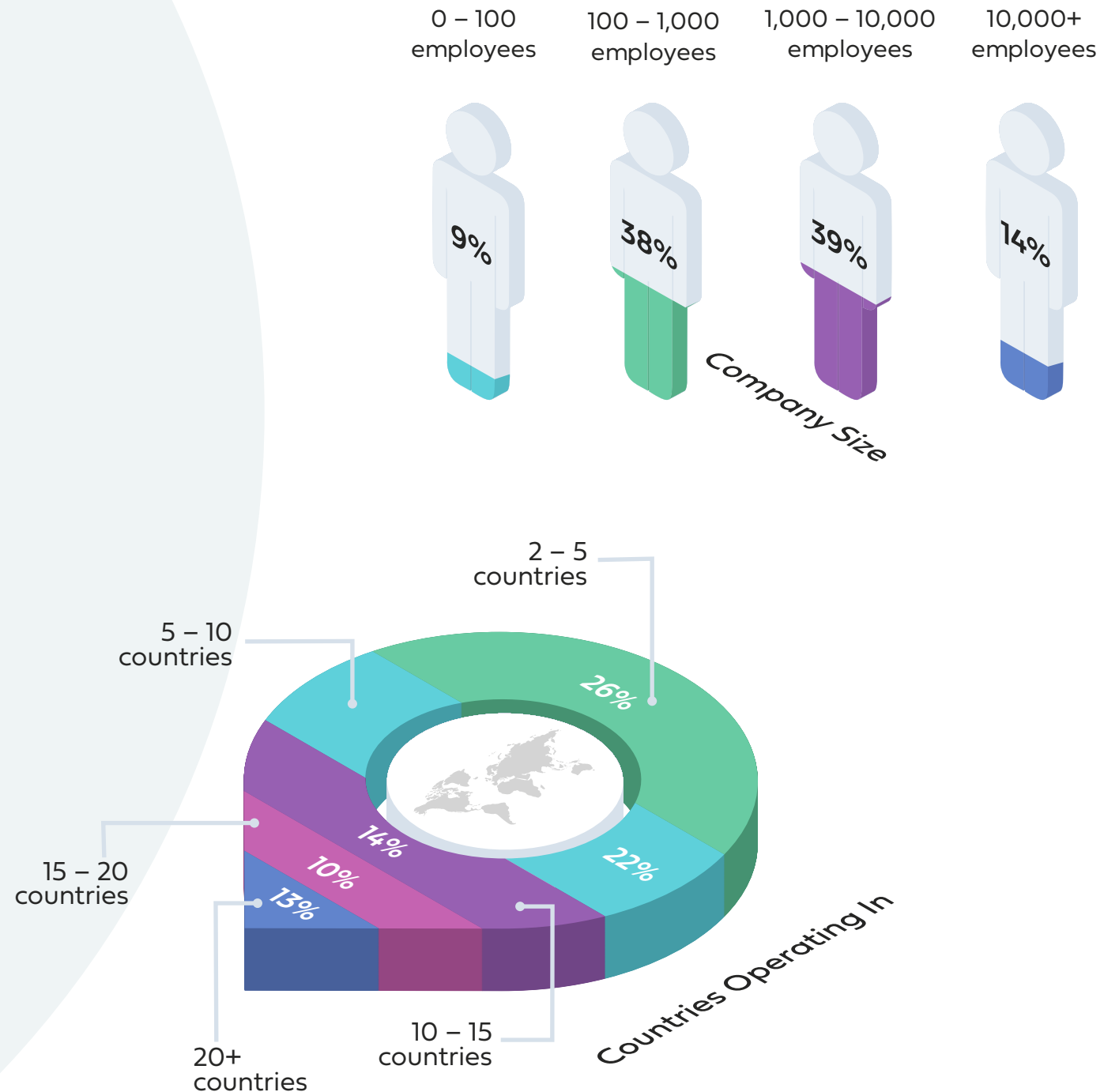
We hope you find the analysis useful!

Executive Summary

Organizational Demographics



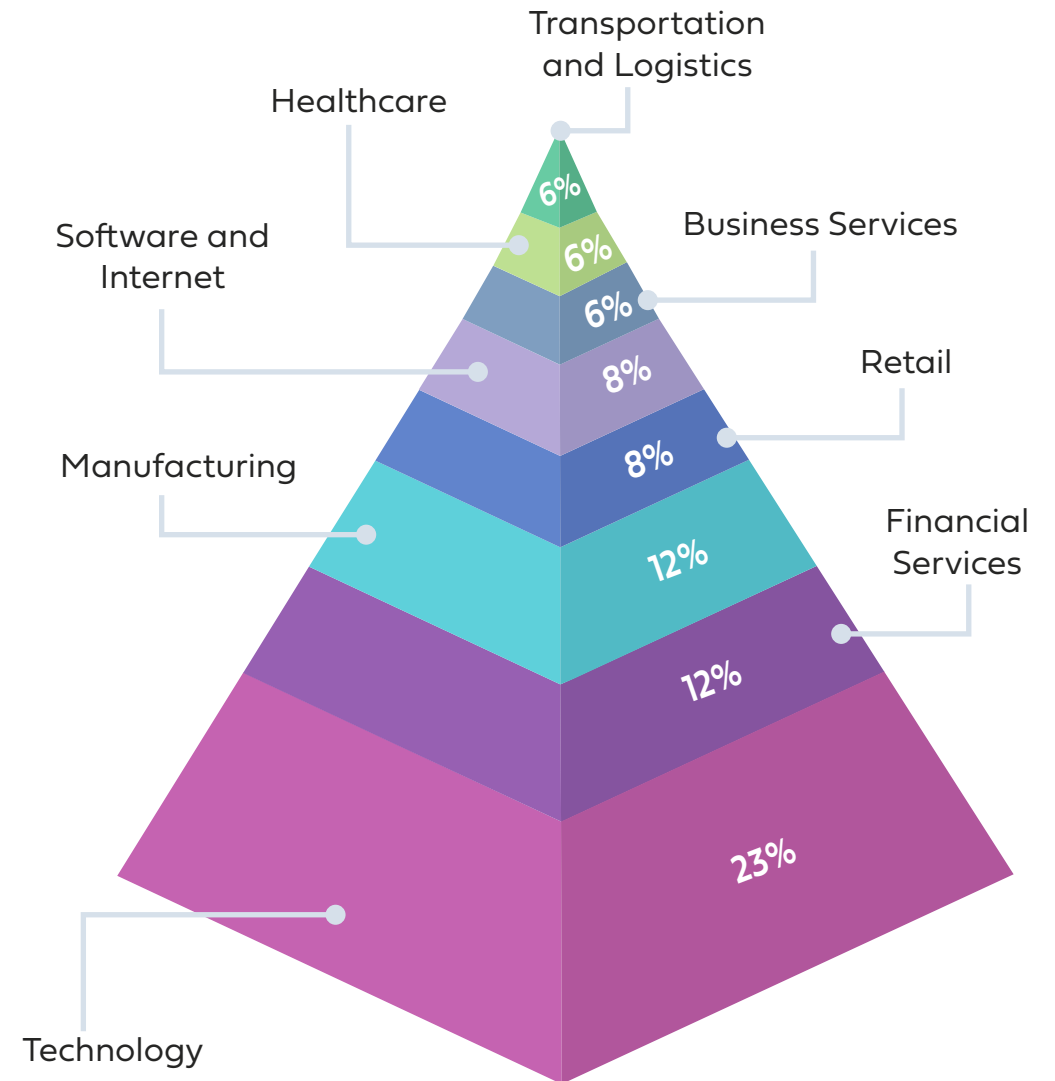
The survey also included:
 Eastern Europe / Russia (5%), Africa (1%), Middle East (1%)



Industry

Which industry does your company operate in?

Top Eight Responses	%
Technology	23%
Financial Services	12%
Manufacturing	12%
Software and Internet	8%
Retail	8%
Business Services	6%
Healthcare	6%
Transportation and Logistics	6%
Total Responses	1,338

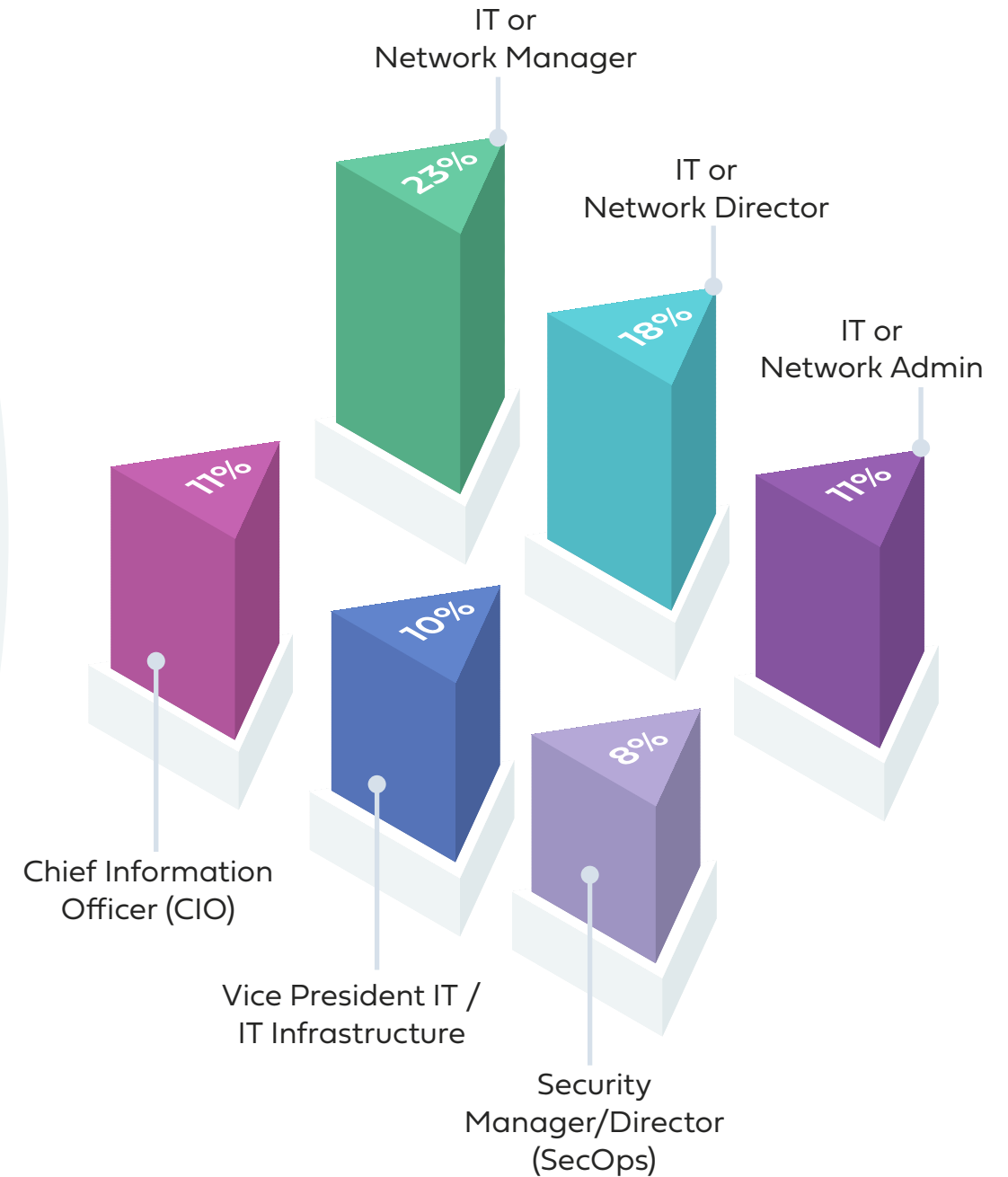


The survey also included:
 Telecommunications (4%), Pharmaceutical (3%),
 Energy and Utilities (2%), Travel and Leisure (2%),
 Real Estate and Construction (2%), Media and Advertising (2%),
 Education (1%), Non-Profit (1%), Food and Beverage (1%), Other (1%)

Respondent's Role

What is your role at your company?

Top Six Responses	%
IT or Network Manager	23%
IT or Network Director	18%
IT or Network Admin	11%
Chief Information Officer (CIO)	11%
Vice President IT / IT Infrastructure	10%
Security Manager/Director (SecOps)	8%
Total Responses	1,335



The survey also included:
 Cloud Architect (4%), CISO/CSO (4%), DevOps (3%), Enterprise Architect (2%), Other (4%)

Year-to-Year Observations	9
1. Complexity and Challenges	12
1.i. Application Growth	13
1.i.a Continued Application Growth	14
1.i.b Continued SaaS Growth	17
1.i.c Continued Inter-Region Office Growth	20
1.i.d Continued International Office Growth	23
1.ii. Application Adoption	25
1.ii Cloud and SaaS Application Growth	26
1.iii. Growing Complexity	29
1.iii.a WAN Challenges	30
1.iii.b IT Time Sinks	33
1.iii.c Source of Performance Issues	36
1.iii.d Challenges for Effective Collaboration	38
1.iv. Pandemic Impact	40
1.iv Disruptions	41
2. Investment Planning	43
2.i. Shifting Investment Priorities	44
2.i.a Overall IT Planning	45
2.i.b Network Planning Initiatives	48
2.ii. The Hybrid Workplace	51
2.ii.a Percentage of Workers Remaining Remote	52

Table of Contents

2.ii.b Bandwidth Reallocation	54
2.iii. Enter SASE	56
2.iii.a SASE Plans	57
2.iii.b SASE Capabilities	59
2.iv. BREXIT Impact	61
2.iv BREXIT Plans	62
3. IT Plans for WAN Transformation	64
3.i. Drivers for Transformation	65
3.i.a Drivers for SD-WAN	66
3.i.b MPLS Plans	68
3.ii. Managed Services Acceptance	70
3.ii.a Top Managed Service Requests	71
3.ii.b Deployment Preferences	73
3.iii. Deployment Timelines	75
3.iii.a SD-WAN Buying Cycle	76
3.iii.b SD-WAN Features	79
3.iii.c SD-WAN Barriers	82
3.iv. Security Approaches	85
3.iv.a SASE Deployment Approach	86
3.iv.b WAN Security Vendor Selection	88
Planning Checklist	90

Table of Contents

Year-to-Year Observations

1 Application Growth Accelerating

- Those reporting the number of enterprises with over 500 known applications has grown by almost 50%, from 32% to 47% of respondents.
- In parallel, those reporting greater than 20 SaaS applications grew by 37%, from 24% to 33%.

2 UCaaS and Collaboration Gain Steam

- UCaaS in particular experienced especially strong uptake due to the pandemic, and unsurprisingly Zoom experienced major growth of 44%, from 25% to 36%, at the expense of other collaboration platforms.
- Other up-and-coming applications include Microsoft Teams, SAP/HANA, and Slack.

3 Growth Creates Complexity and Concerns

- With this growth comes increased complexity, which is still the #1 issue for IT on par with last year at 37%, followed by slow application access (33%) and performance (32%).
- One area that stood out this year was cost, identified by 20% in 2021 vs. 16% in 2020, a 25% rise.

4 The Pandemic's Long-Term Impact

- The pandemic resulted in changing priorities that also influenced overall purchasing plans.
- This includes support for the hybrid workplace at 44%, an increased focus on digital transformation at 53%, remote worker enablement at 38%, and remote worker security at 36%.

Year-to-Year Observations

5 Enterprise Priorities

- Enterprises are looking to invest in SD-WAN (17%), the cloud (29%), security (17%), and a new entry remote access upgrades and enhancements (22%).
- This combination of SD-WAN and remote access equates to 39%.
- Big data (29%), automation (37%), IoT (24%), and AI/ML (23%) also figure into their plans.

6 Shifting IT Investment Priorities

- IT reported a slight slowdown in investment, with 21% planning a WAN refresh, compared to 15% in 2019 and 26% in 2020. The same trend applies to the cloud, at 34% vs. 42% last year. SD-WAN is 18%, vs. 21% in 2019 and 25% in 2020.
- However, if adding SASE, a new entrant at 16%, the SD-WAN/SASE total is 34%.
- Two areas experiencing continued growth are LTE/5G at 31% vs. 9% in 2019 and 24% in 2020, and VPNs at 31% vs. 18% in 2019 and 27% in 2020.

7 The Hybrid Workplace

- Over half (59%) of the respondents stated that they expect 25-50% of their workers to remain remote at the end of 2021, and 21% with more than 50% remaining remote.
- To support this, 63% consider the ability to quickly move resources between on-premise and remote to be very important.

8 Enter SASE

- On the security front, 29% state that they are already deploying what they consider to be a SASE architecture, with another 56% planning to deploy in the next 12-24 months.
- What capabilities do they require? The top responses are SD-WAN at 34%, a Cloud SWG at 30%, and FWaaS at 17%.

Year-to-Year Observations

9 Drivers for Transformation

- Drivers for WAN investment include application performance at #1 with 43%, but also MPLS augmentation (39%) and contract expiration (27%).
- In fact, over 50% plan to terminate some or all of their MPLS contracts.

10 Managed Services On The Upswing

- Enterprises are looking ahead to managed offerings, with top asks including application optimization (45%), security (43%), connectivity (39%), and multi-cloud access (37%).
- For deployment, a managed service still reigns supreme, at 71%, vs. 18% looking for a DIY solution.

11 Mixed Approaches to Security

- When considering security, over half prefer a solution that includes both their WAN vendor and security specialists (51%), vs. 25% looking to leverage a single vendor for both. Only 12% plan to rely on their security vendor to provide all WAN components.

12 Deployment Timing

- How close are they to deploying? More are evaluating this year than last (26% vs. 22% in 2020) and have developed a business case (14% vs. 11% in 2020) vs. just information gathering (36%) down from 44%.
- Identified barriers are dropping, including less anxiety regarding increased spending (28% vs. 35% in 2020), complexity (29% vs. 34% in 2020), application performance (36% vs. 43% in 2020), lack of SLAs (22% vs. 26% in 2020), the newness of the technology (30% vs. 34% in 2020), and lack of skills (33% vs. 40% in 2020).

1

Where They Are Today: Complexity and Challenges

- The WAN environment grows more complex, with continued site and application growth.
- This is coupled with increasing challenges that result in sub-optimal use of IT resources.
- The growing importance of collaboration applications and expectations for performance, coupled with the impact of the pandemic, only adds to this.

11

Application Growth

Continued Application Growth:

In the last year, the number of enterprises with over 500 known applications has grown from 32% to 47%.

Continued SaaS Growth:

Those with greater than 20 SaaS applications grew from 24% to 33% over the last year.

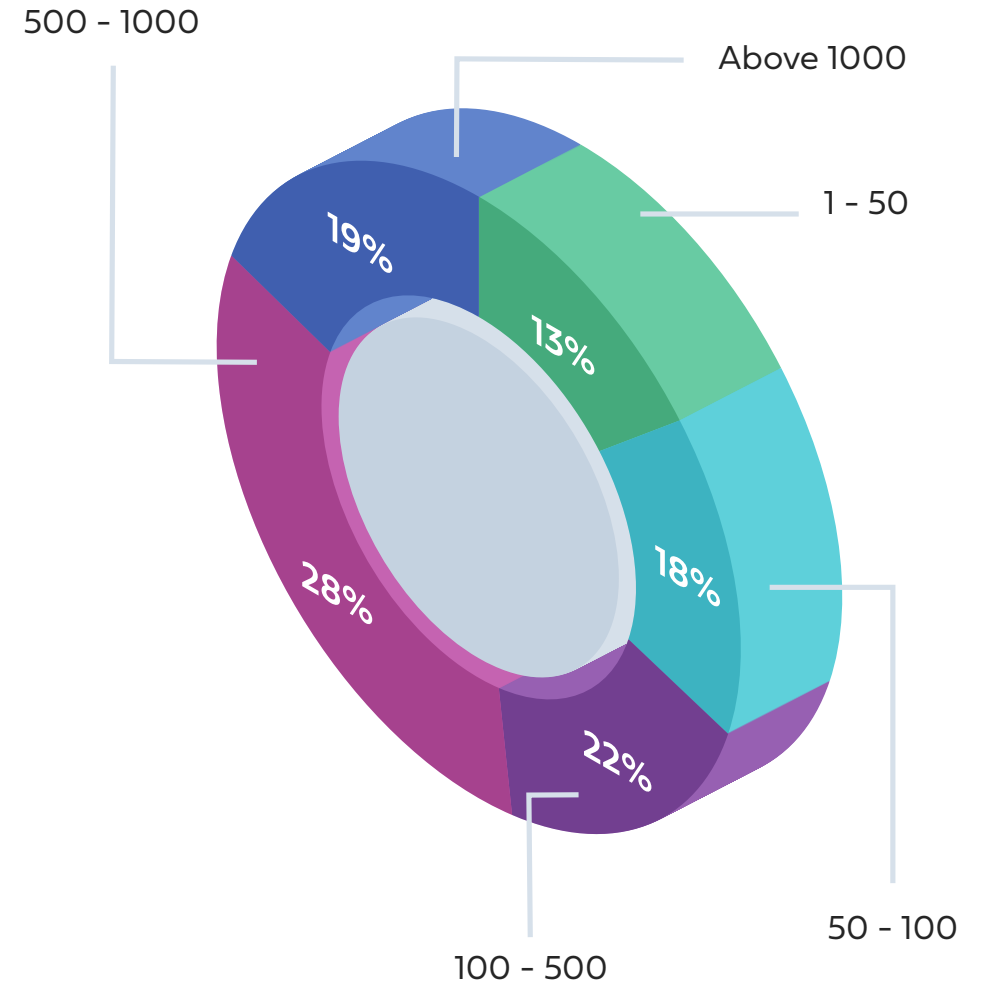
Continued Inter-Region Office Growth:

WAN reach followed the same year-to-year trajectory, with companies reporting over 100 inter-region sites growing from 19% to 28%.

Continued Application Growth

How many corporate IT applications are deployed across your organization today?

Top Responses	%
1 – 50	13%
50 – 100	18%
100 – 500	22%
500 – 1,000	28%
Above 1,000	19%
Total Responses	1,386



Year-to-Year

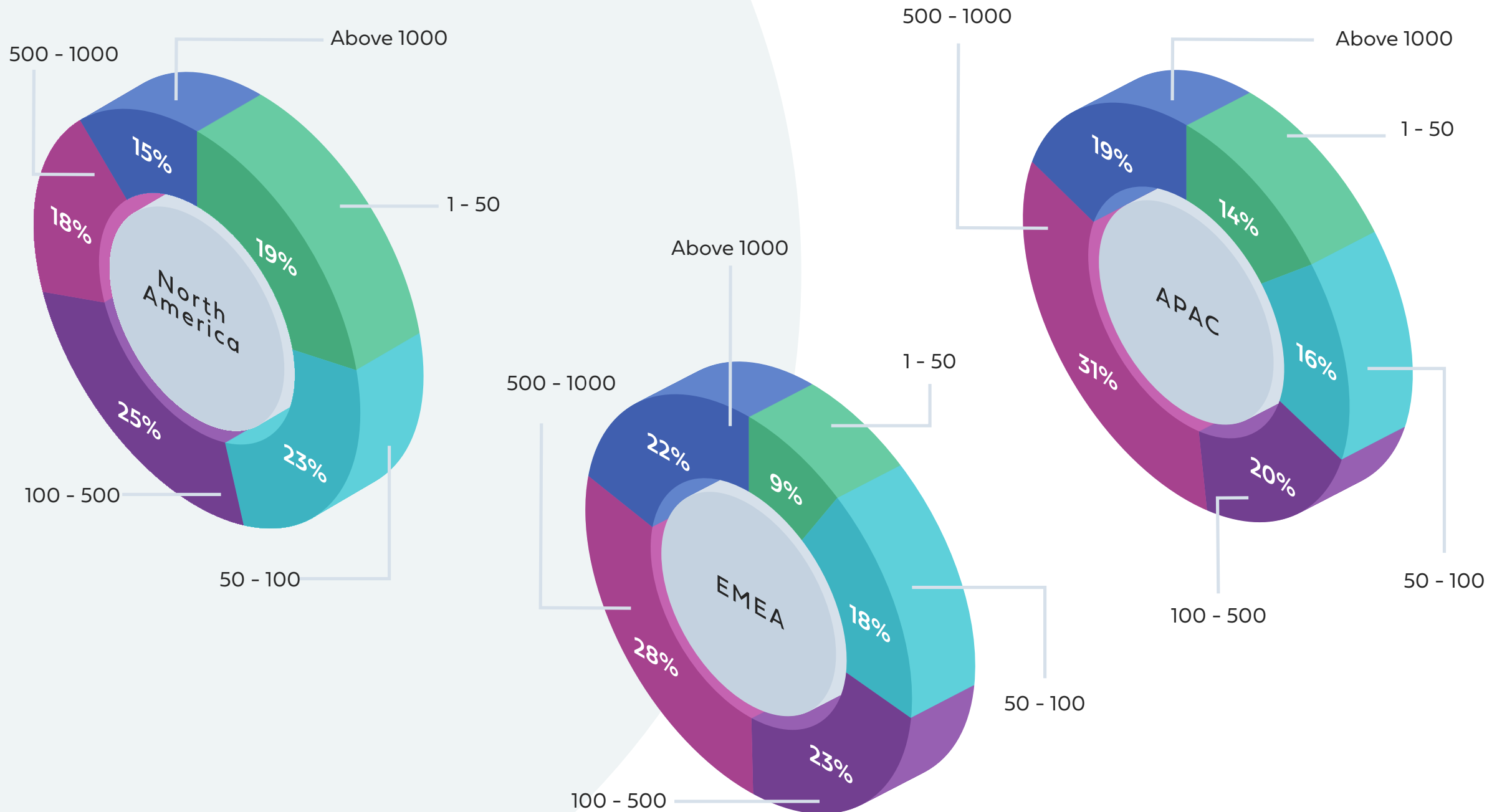


- Application diversity continues to increase, with those reporting use of over 500 applications increasing from 23% in 2019 to 33% in 2020 and now to 47% in 2021.

Legend



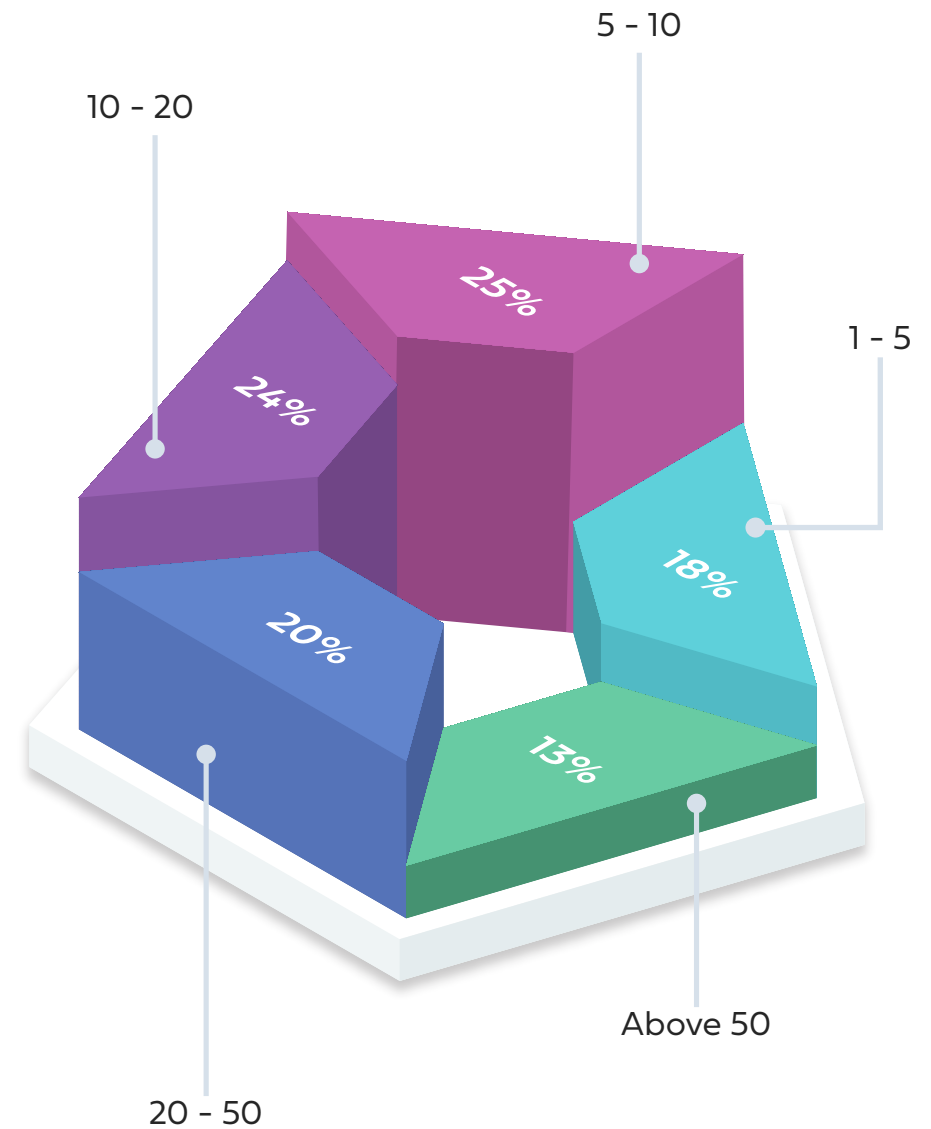
Geographic Breakdown 2021



Continued SaaS Growth

How many SaaS applications do you connect to?

Top Responses	%
1 - 5	18%
5 - 10	25%
10 - 20	24%
20 - 50	20%
Above 50	13%
Total Responses	1,386



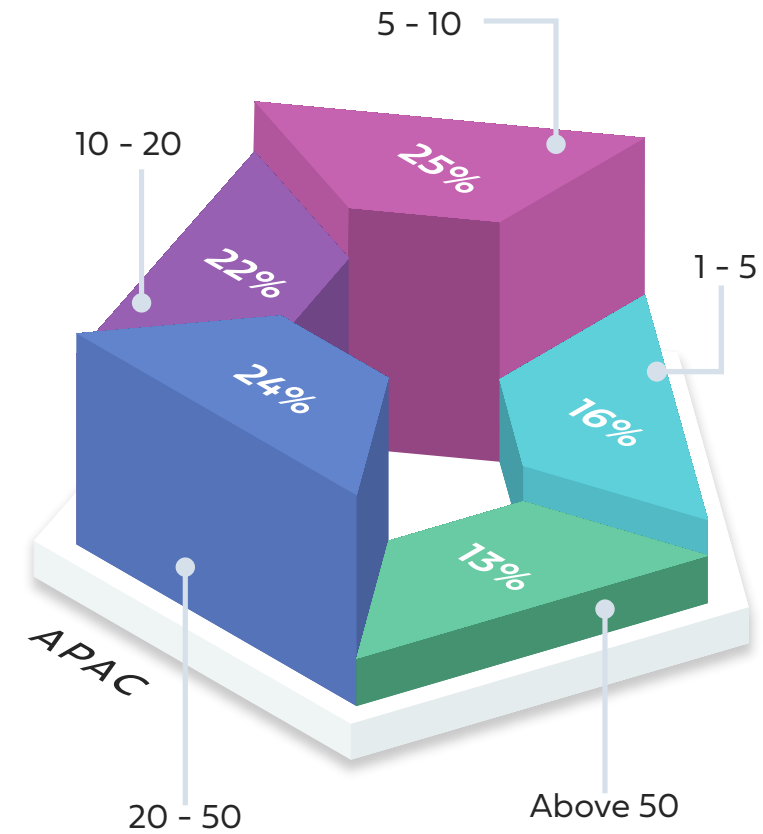
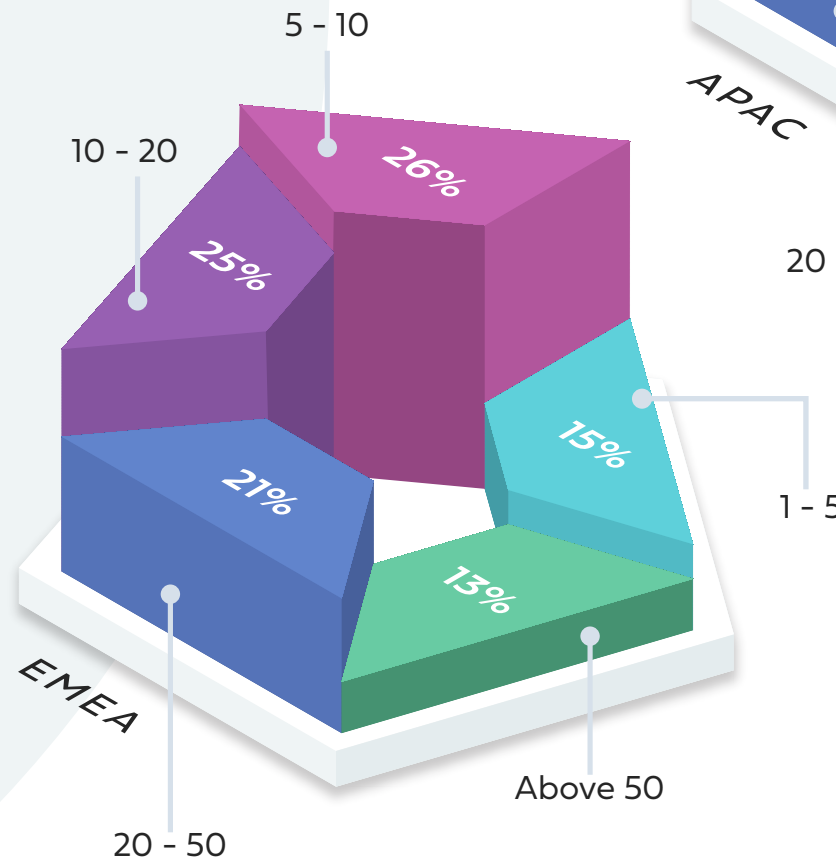
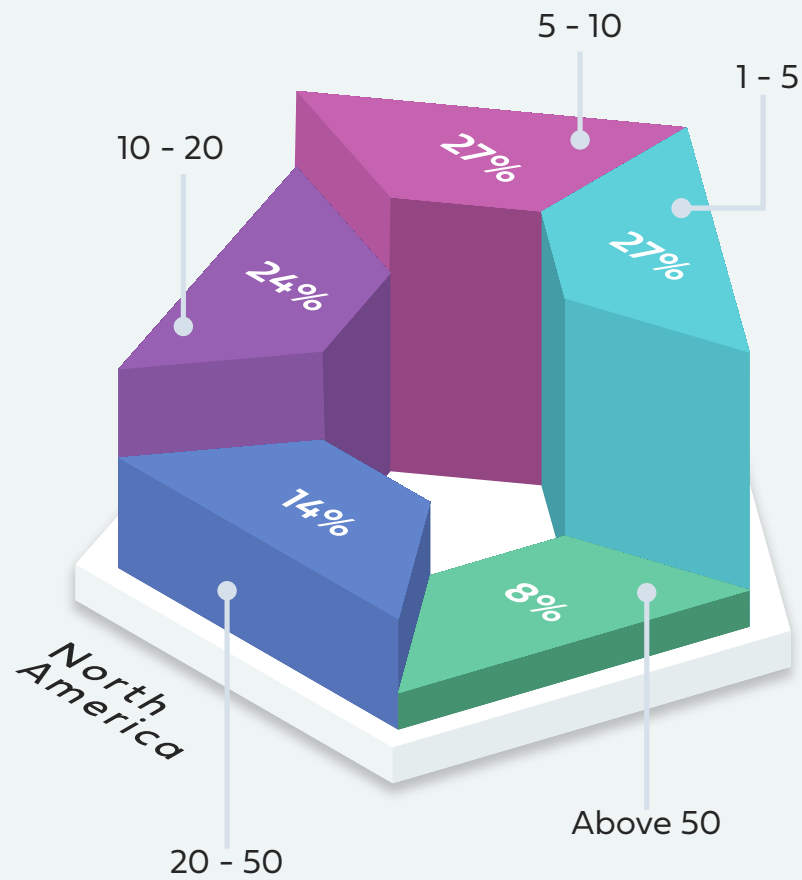
Year-to-Year



- SaaS adoption continues to gain steam, with those reporting use of over 20 distinct applications growing from 14% in 2019 to 24% in 2020 and now to 33% in 2021.
- There are less issues with what were considered unsanctioned applications, as more become mainstream and officially adopted.

Legend ■ 1 - 5 ■ 5 - 10 ■ 10 - 20 ■ 20 - 50 ■ Above 50

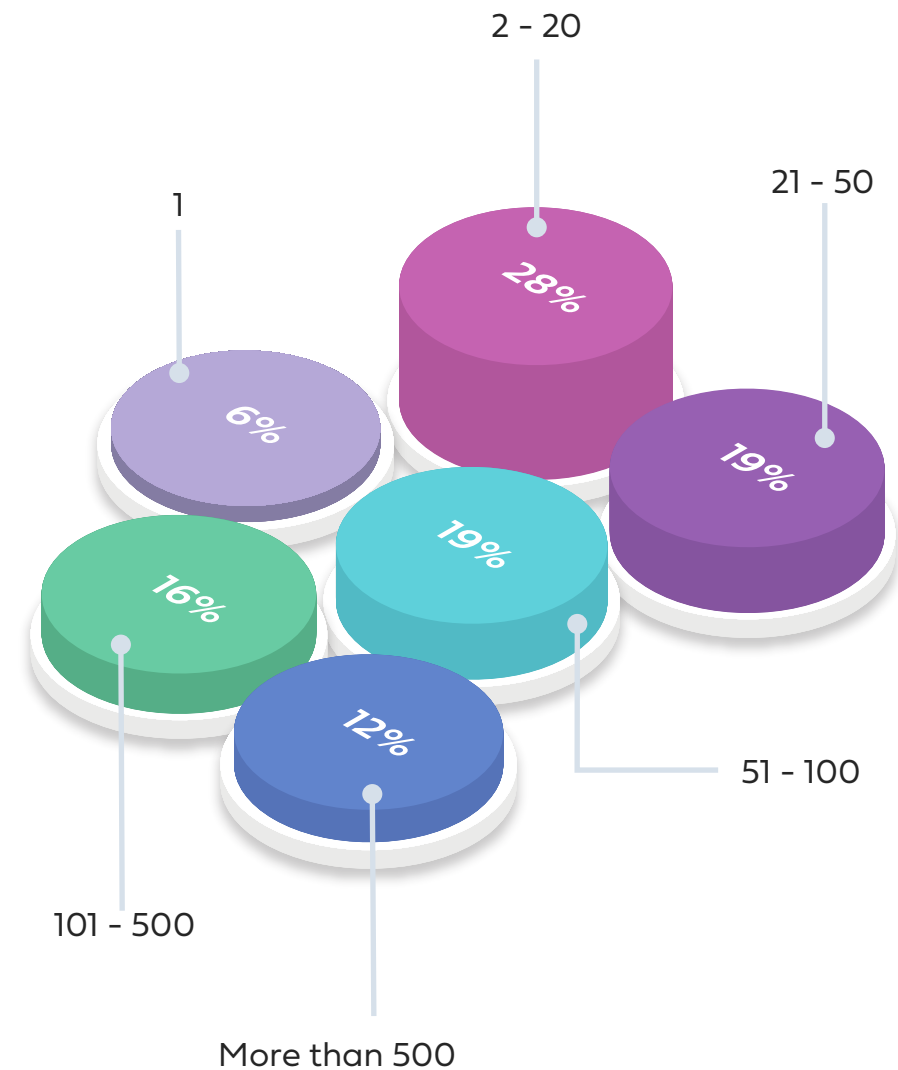
Geographic Breakdown 2021



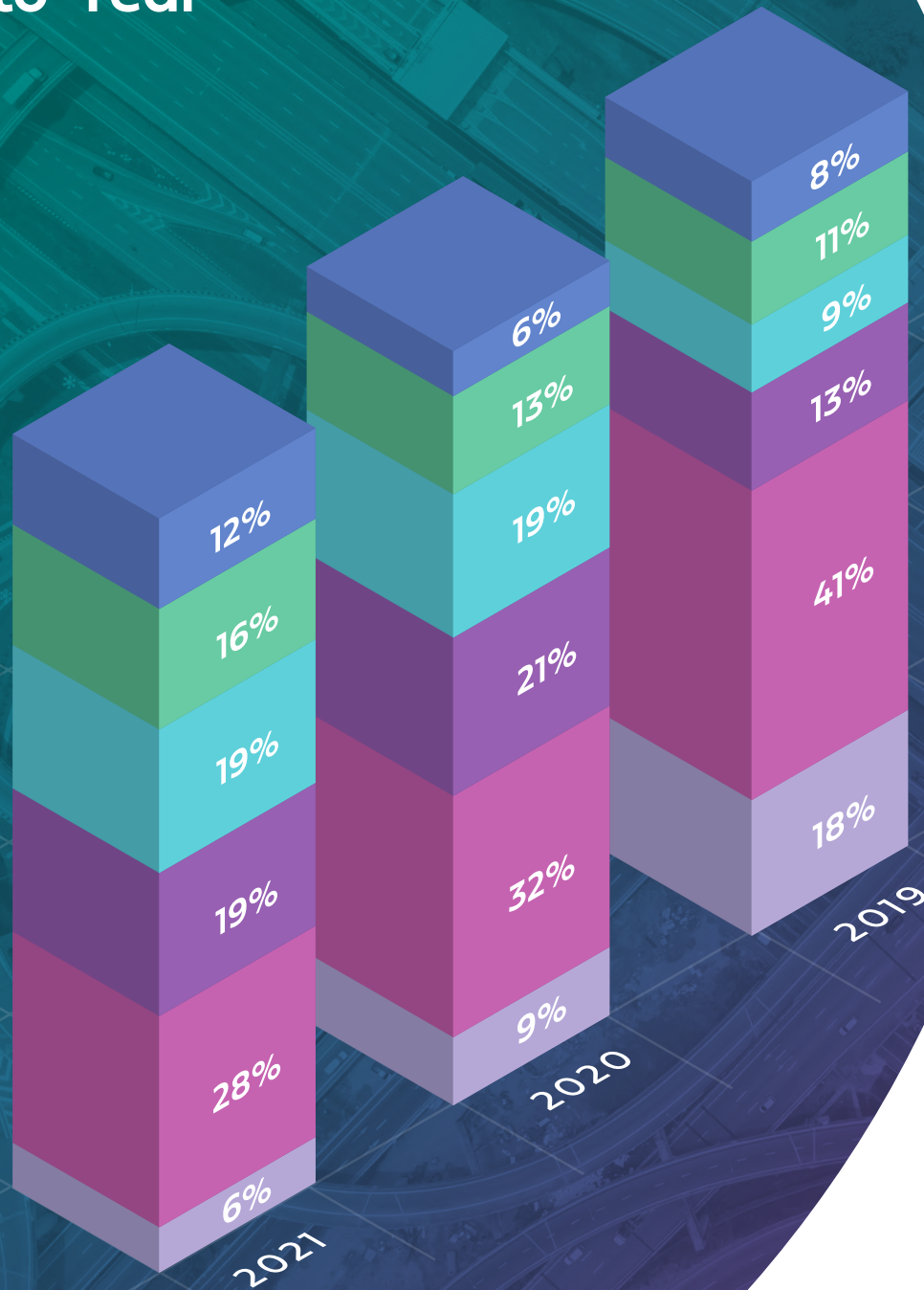
Continued Inter-Region Office Growth

How many globally distributed (inter-region) branch offices does your organization have connected to your WAN?


Top Responses	%
1	6%
2-20	28%
21-50	19%
51-100	19%
101-500	16%
More than 500	12%
Total Responses	1,386



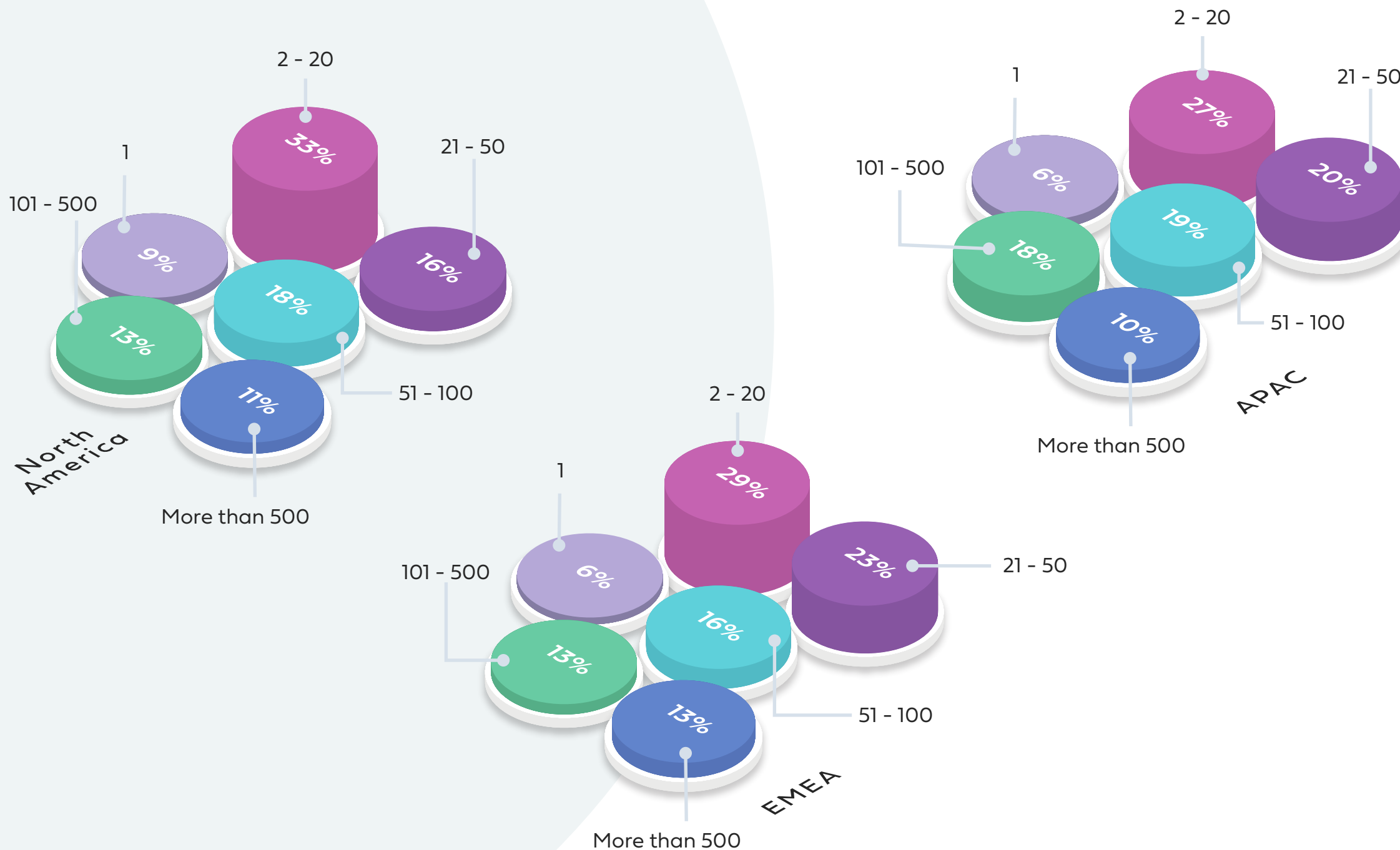
Year-to-Year



- Reliance on the WAN continues to increase as well, with those reporting over 100 inter-regional sites connected growing from 19% in 2020 to 28% in 2021.



Geographic Breakdown 2021



Continued International Office Growth

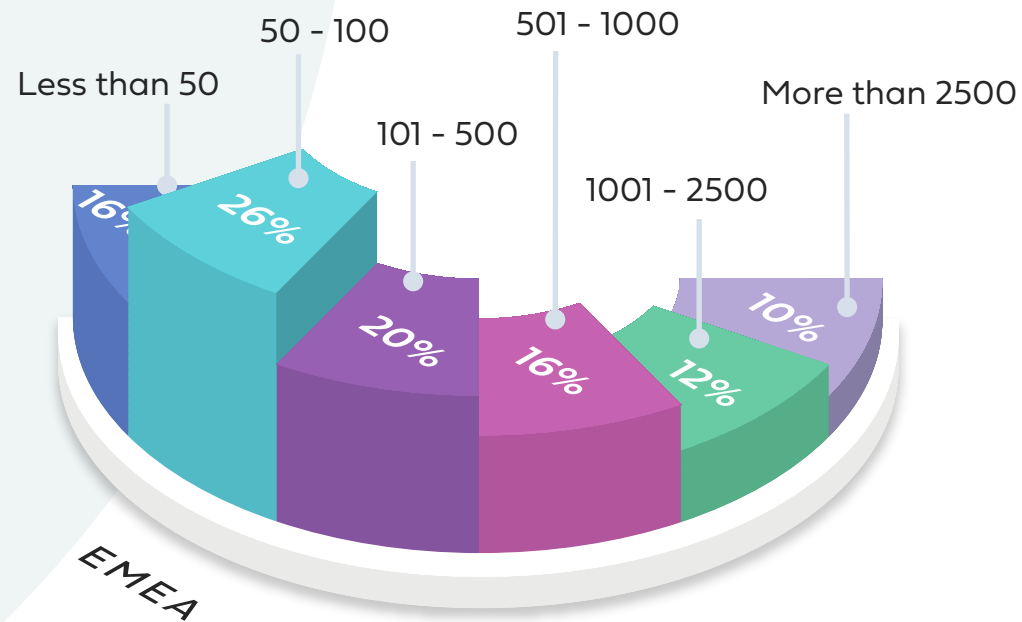
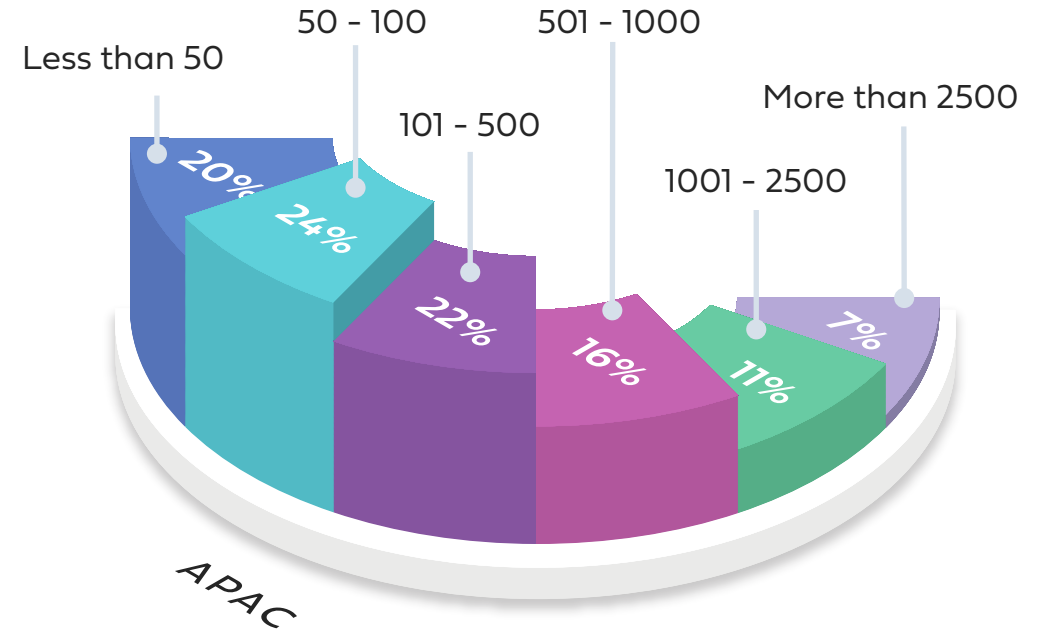
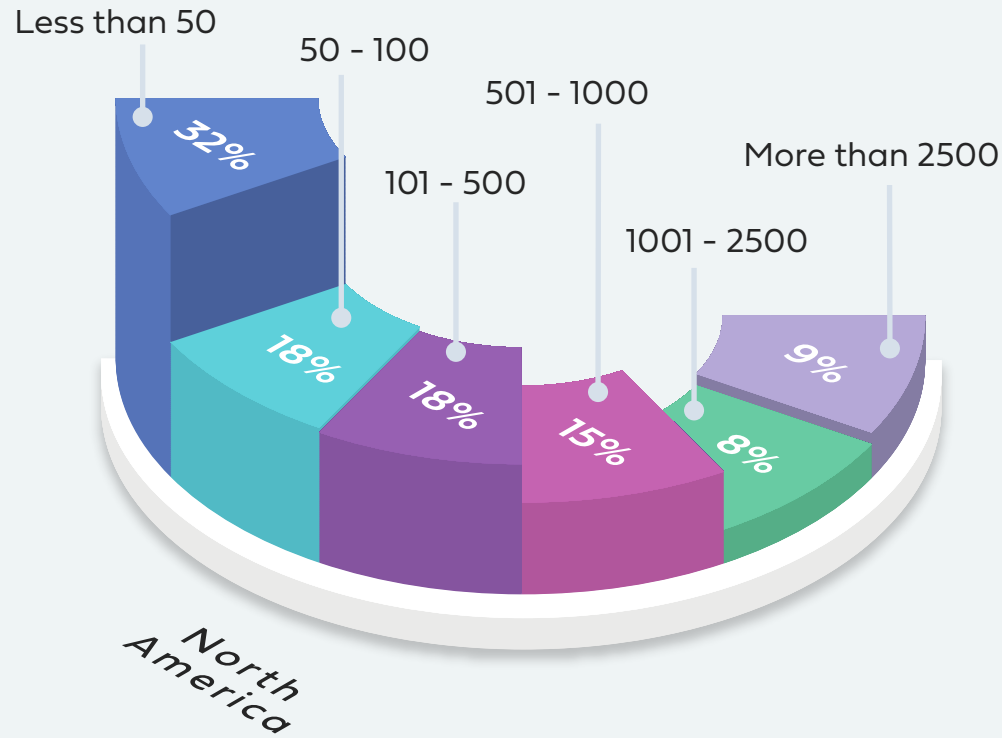
How many total branch offices (local, regional, global) do you have connected to your WAN?

Top Responses	%
Less than 50	20%
50-100	23%
101-500	20%
501-1000	16%
1001-2500	12%
More than 2500	9%
Total Responses	1,386

This growth also corresponds with the overall WAN footprint, with those reporting over 500 sites growing substantially from 12% in 2020 to 37% this year.



Geographic Breakdown 2021



1.iii

Application Adoption

UCaaS in particular experienced especially strong uptake due to the pandemic. Unsurprisingly, Zoom experienced major growth of 44%, from 25% identifying it as critical in 2020, growing to 36% in 2021, at the expense of other collaboration platforms. This trend carried across all regions.

Other up-and-coming applications include Microsoft Teams, SAP/HANA, and Slack.

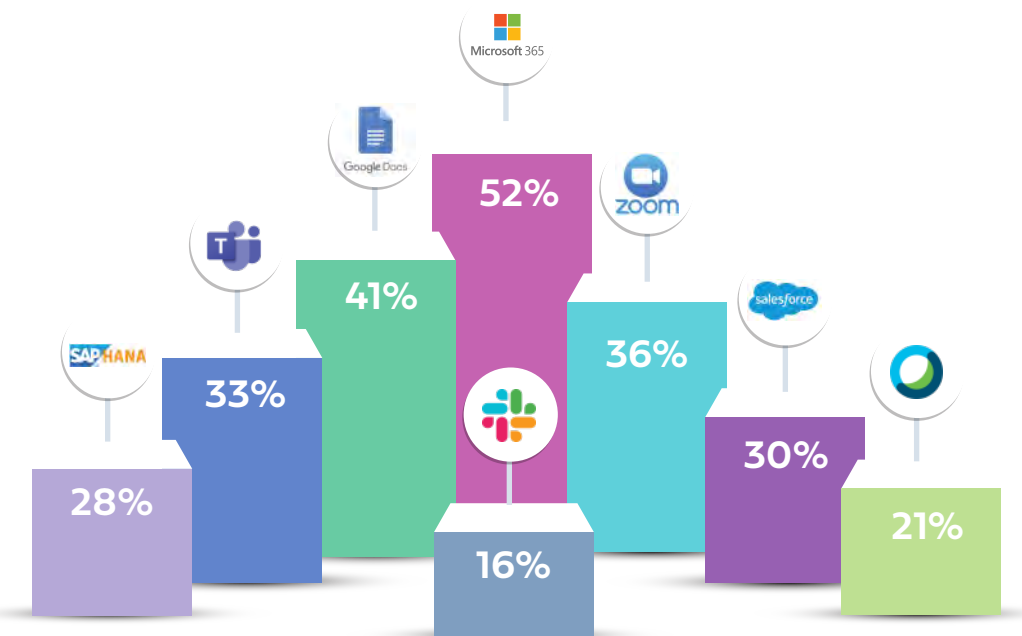
Cloud and SaaS Application Growth

Which Cloud/SaaS applications are most important to your organization?

Responses	%
Microsoft 365	52%
Google Docs	41%
Zoom	36%
Teams	33%
Salesforce	30%
SAP/HANA	28%
WebEx	21%
Slack	16%
Total Responses	1,354

**Respondents chose all that apply*

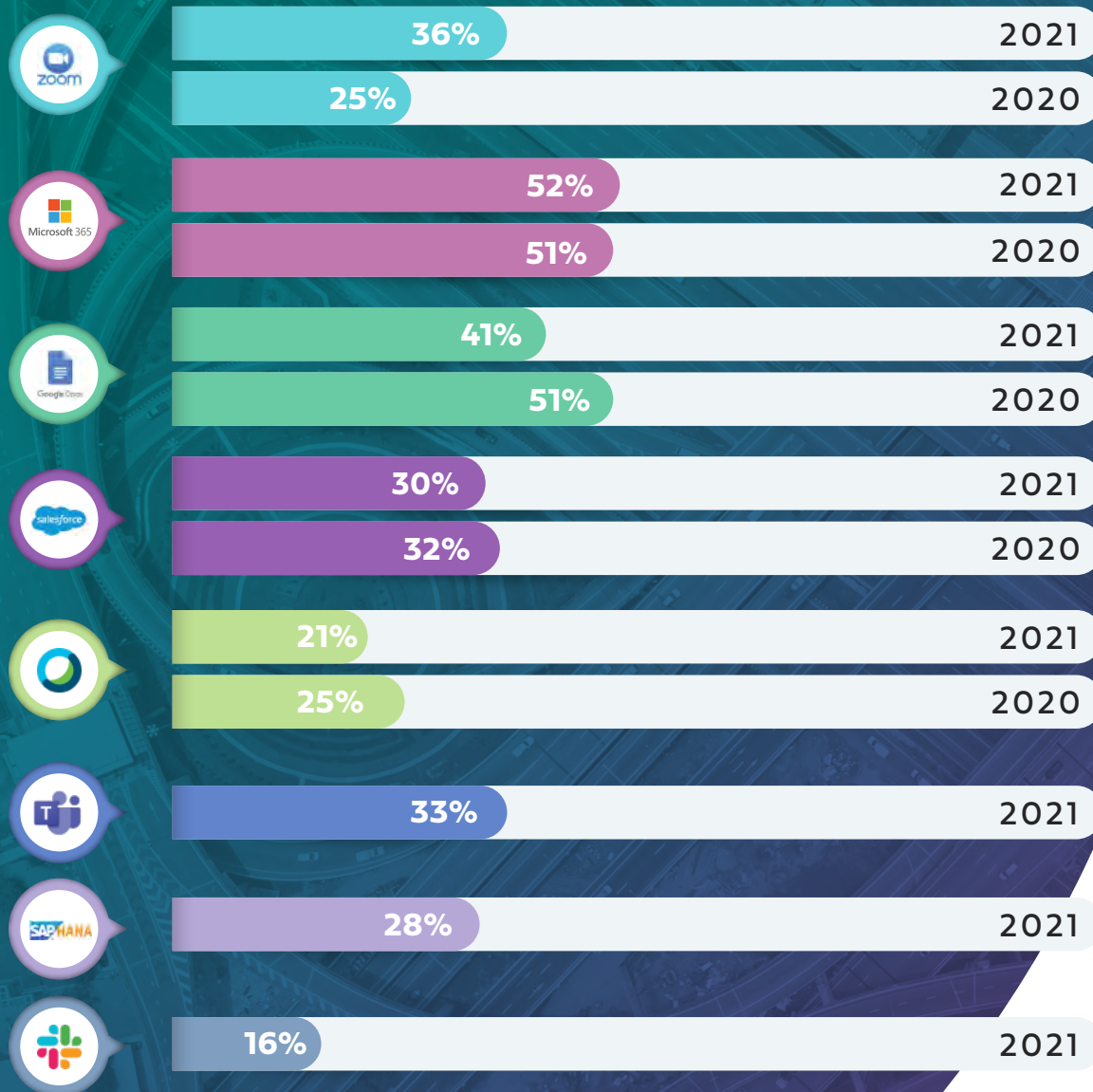
Enterprises leverage a diversity of SaaS applications, with collaboration taking center stage this past year.



The survey also included:


Confluence / Jira (12%), Manufacturing (12%), Engineering (10%), Finance (10%), RingCentral (10%), Healthcare (9%), 8x8 (9%), Other UCaaS/CCaaS (7%), Retail (6%), Transportation and Logistics (5%), Other (1%)

Year-to-Year

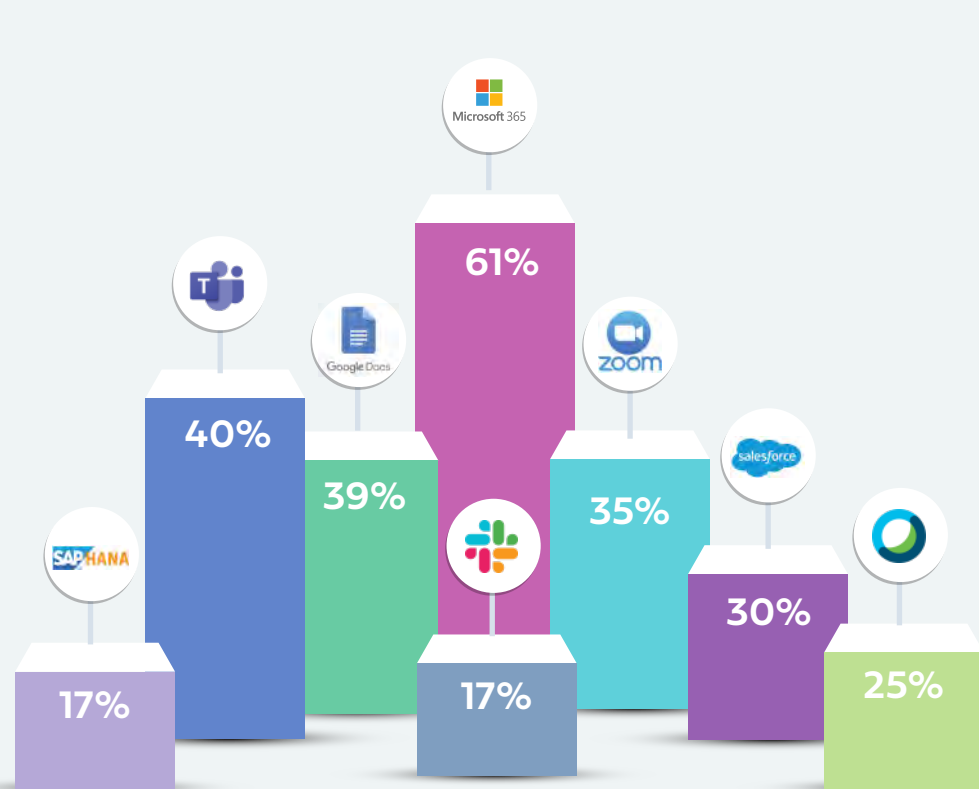


- 2020 experienced major shifts in the types of apps used most widely and with expectations as to performance.
- Zoom grew from 36% in 2021 from 25% in 2020, at the expense of other collaboration applications.
- For foundational applications, Microsoft 365 held on to first place at 52%, up from 51% in 2020, and G-Suite at 41%, an interesting drop from 51% in 2020.
- Salesforce also remained strong at 30%, a slight drop from 32% in 2020.
- Newer applications included Teams at 33%, SAP/HANA at 28%, and Slack at 16%.

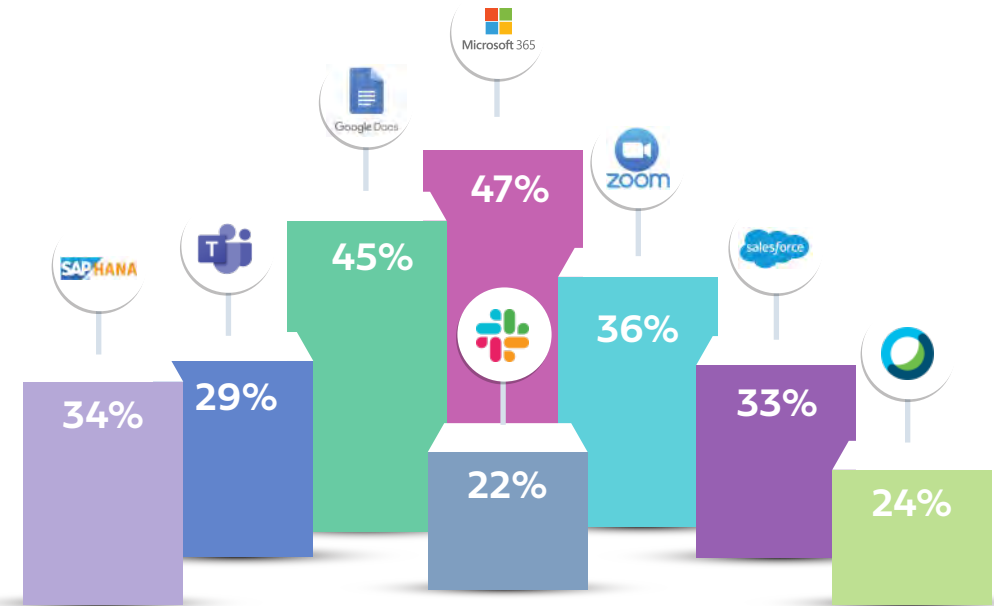
Legend



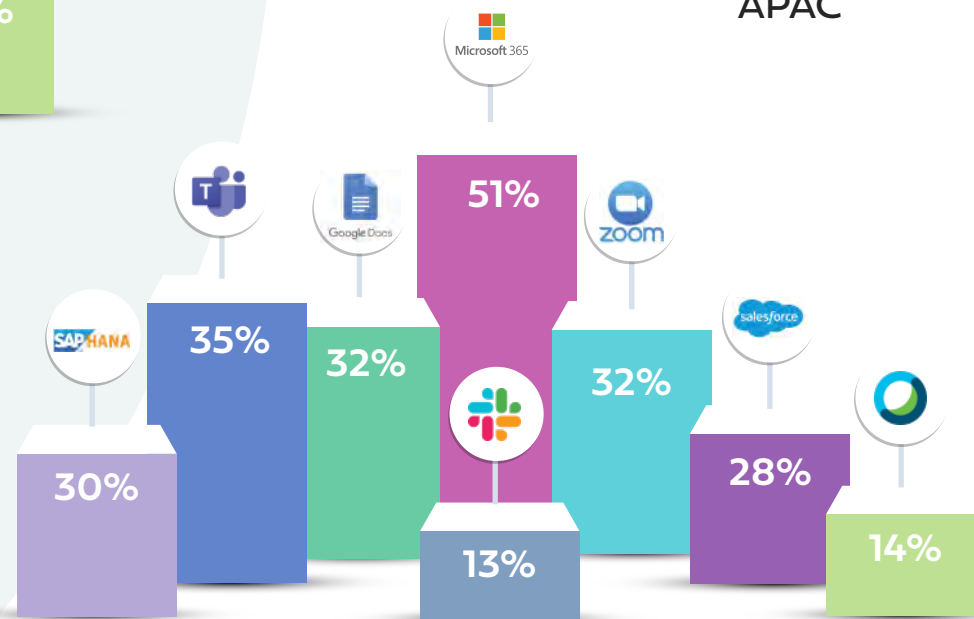
Geographic Breakdown 2021



North America



APAC



EMEA

Legend

- Zoom
- Microsoft 365
- Google Docs
- Salesforce
- Teams
- SAP/HANA
- Slack
- WebEx

1.iii

Growing Complexity

WAN Challenges and IT Time Sinks:

With growth comes complexity, which is still the #1 issue for IT, on par with last year at 37%, followed by slow application access (33%) and performance (32%). This complexity results in increased resource requirements, addressing slow performance for both the branch and remote workers (44%), security breaches (38%), integration of cloud and SaaS applications (36%), and managing telcos (34%).

Application Performance and Collaboration Challenges:

Complexity also results in performance issues, with the application origin identified by 36% as the chief culprit, followed by the middle-mile at 28% and the branch at 25%. Only 11% state they have no issues, speaking to the need for rock-solid end-to-end SLAs. Drilling down further, these issues also impact collaboration performance, even more apparent with the growth of the hybrid workplace. Forty-two percent identify both infrastructure management and communication delays as the chief concern, followed by poor voice and video quality at 42% and dropped calls at 38%.

WAN Challenges

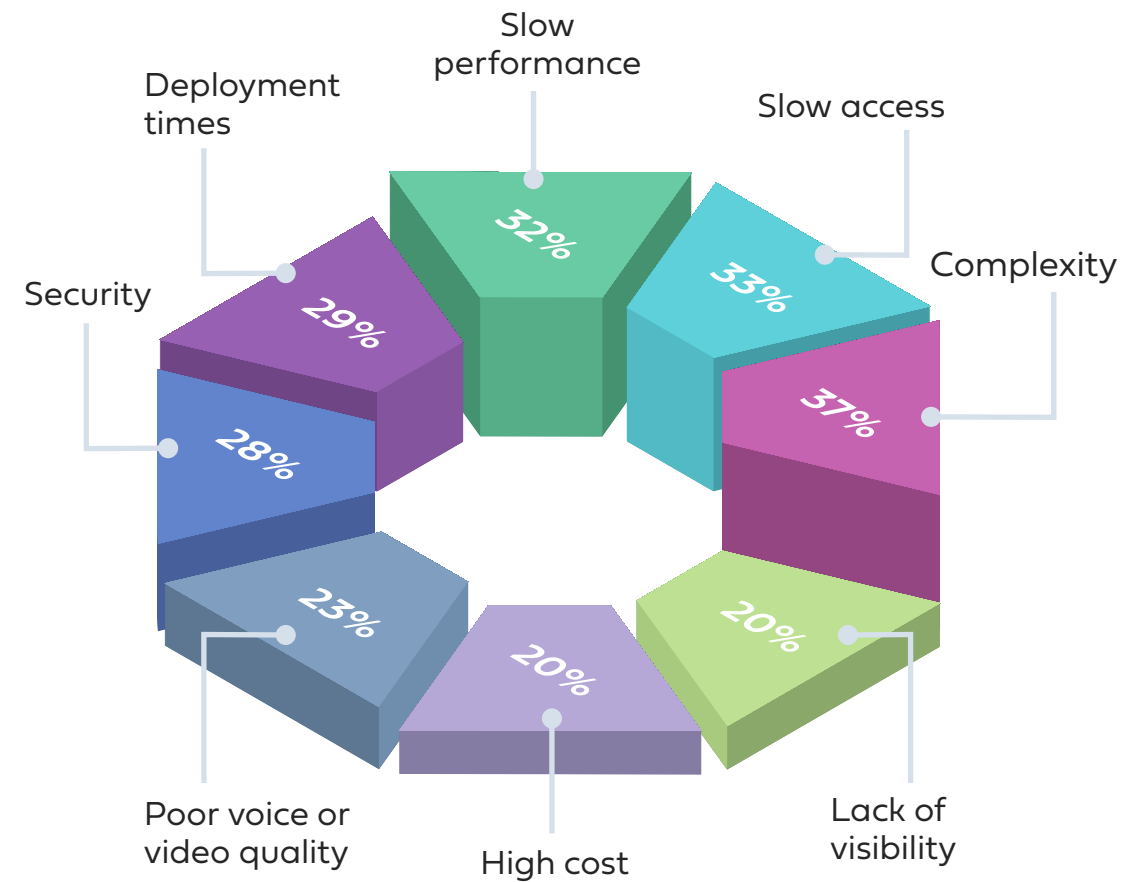
What are the biggest challenges you're facing with your WAN?

Responses	%
High complexity/difficult to manage or maintain	37%
Slow access to cloud services and SaaS applications	33%
Slow performance of on-premises applications	32%
Long deployment times to bring up new sites	29%
Lack of adequate security	28%
Poor voice or video quality	23%
High cost	20%
Lack of visibility	20%

Total Responses 1,386

**Respondents chose maximum three responses*

The WAN continues to be a challenge, impacting manageability, performance, security, agility, and cost.

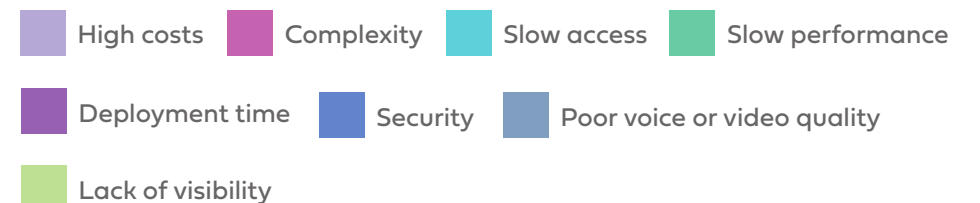


Year-to-Year

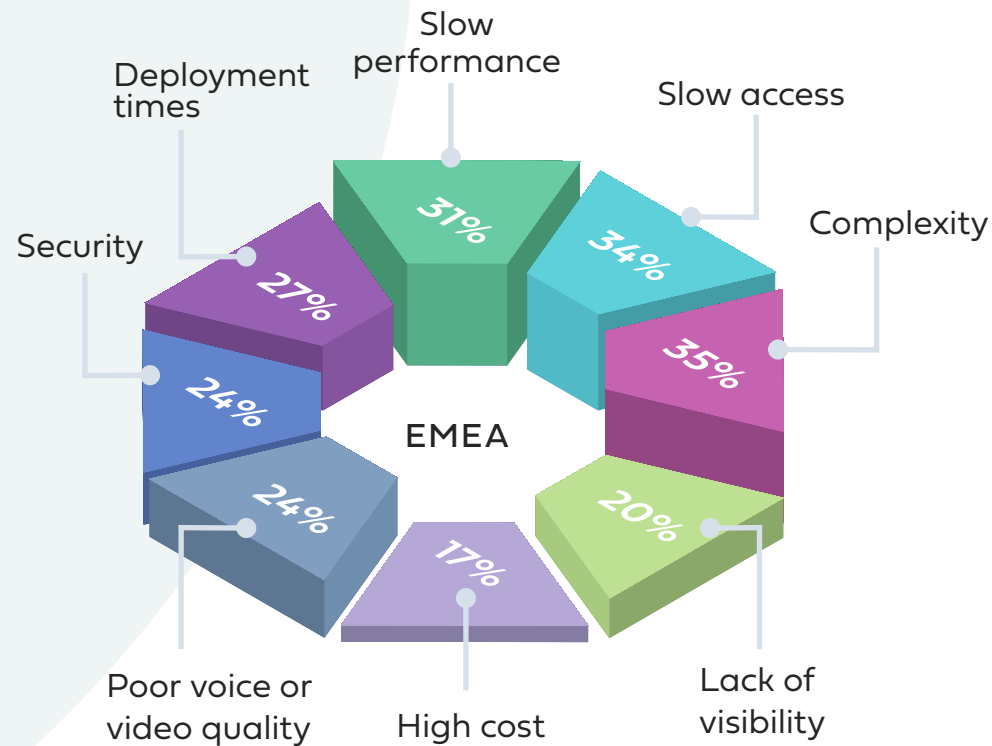
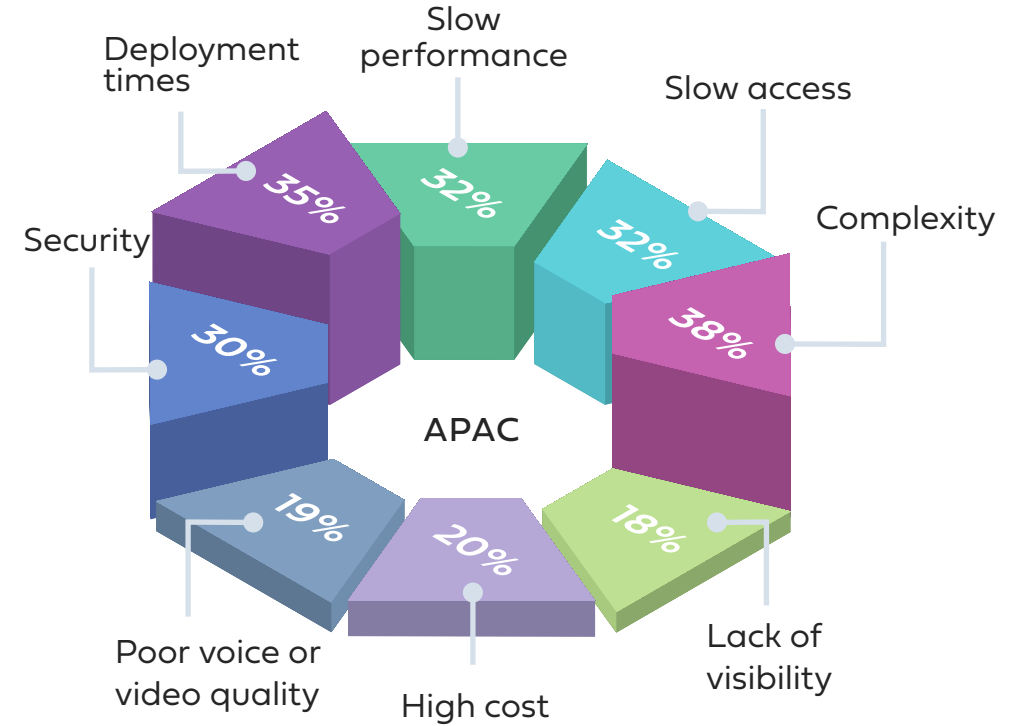
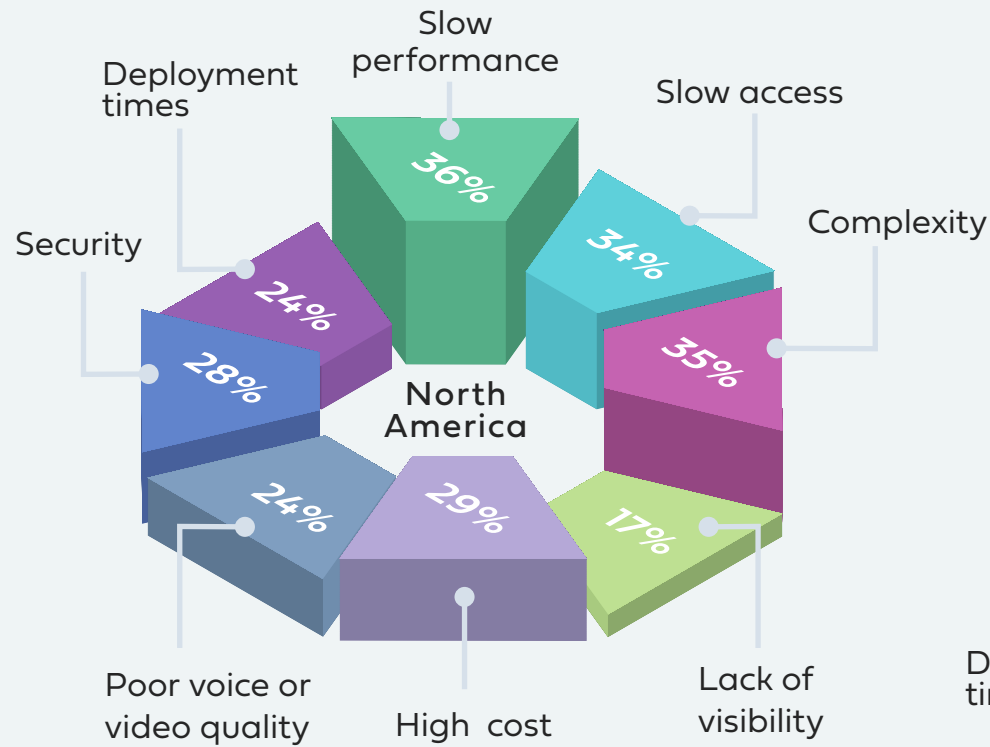


- With this growth comes challenges. Concern over costs, which measured 39% in 2019, and had decreased to 16% in 2020, have risen to 20% in 2021. This could be due to increasing WAN complexity as well as scrutiny of cloud costs.
- As with previous years, complexity is still #1 at 37%, the same as 2020 and a rise from 34% in 2019.
- Slow access to cloud and SaaS is still #2 at 33%, a slight gain from 32% in 2020 and up from 24% in 2019.
- Slow on-premises performance is #3 at 32%, same as 2020 but up from 23% in 2019.
- Deployment delays are still an issue at 29%, a slight decrease from 30% in 2020 but up significantly from 17% in 2019.
- Lastly, security is still an issue at 28%, but a decrease from 32% in 2020 and still up from 19% in 2019.

Legend



Geographic Breakdown 2021



IT Time Sinks

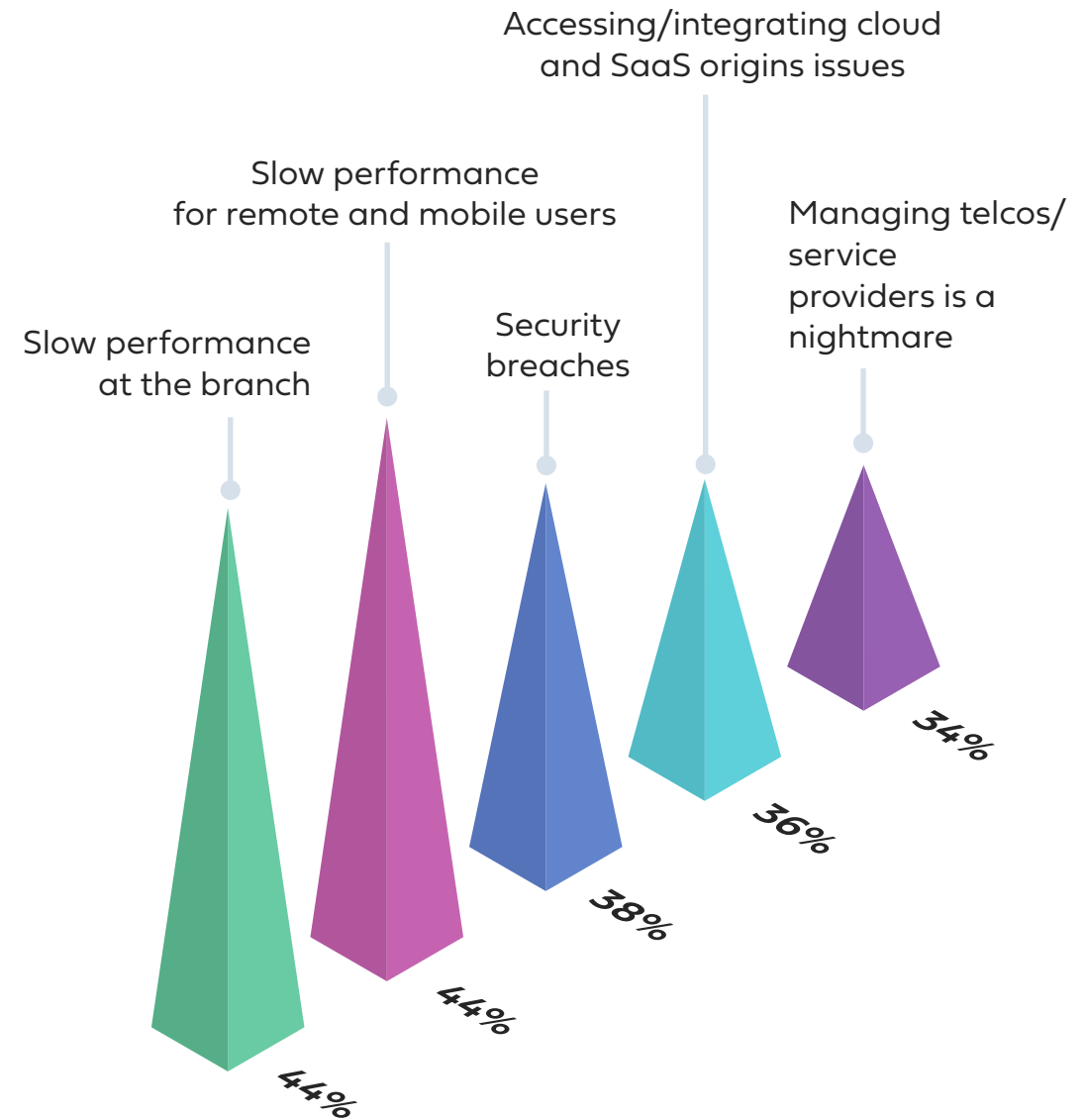
What are the biggest resource-consuming/time-consuming issues faced by your IT help desk or support teams?

Top Five Responses	%
Slow performance at the branch	44%
Slow performance for remote and mobile users	44%
Security breaches	38%
Accessing/integrating cloud and SaaS origins issues	36%
Managing telcos/service providers is a nightmare	34%

Total Responses 1,386

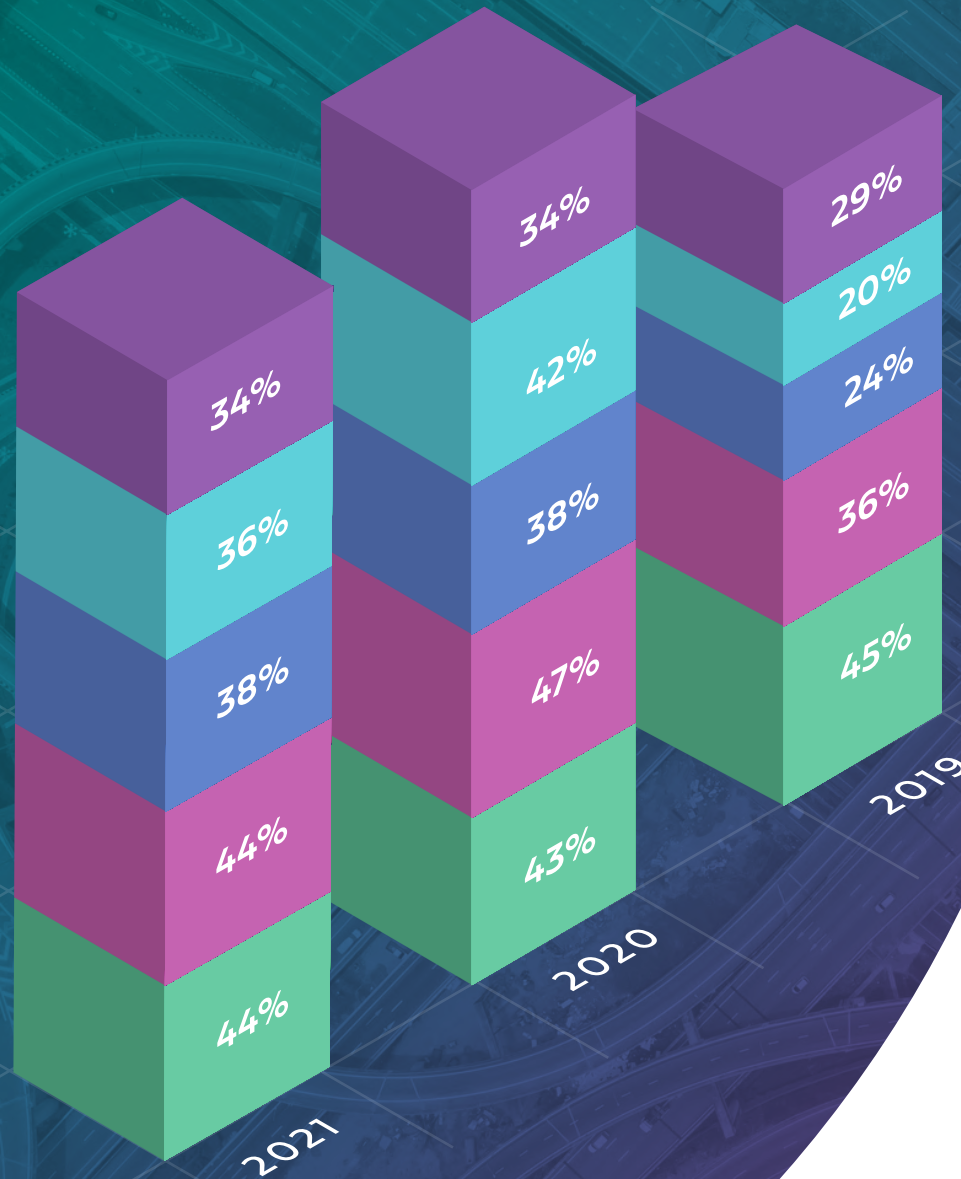
**Respondents chose maximum three responses*

IT still spends too much time on issue resolution, with telco management addressed via the simplicity of a managed service.



The survey also included:
Issues caused by shadow IT (14%)

Year-to-Year

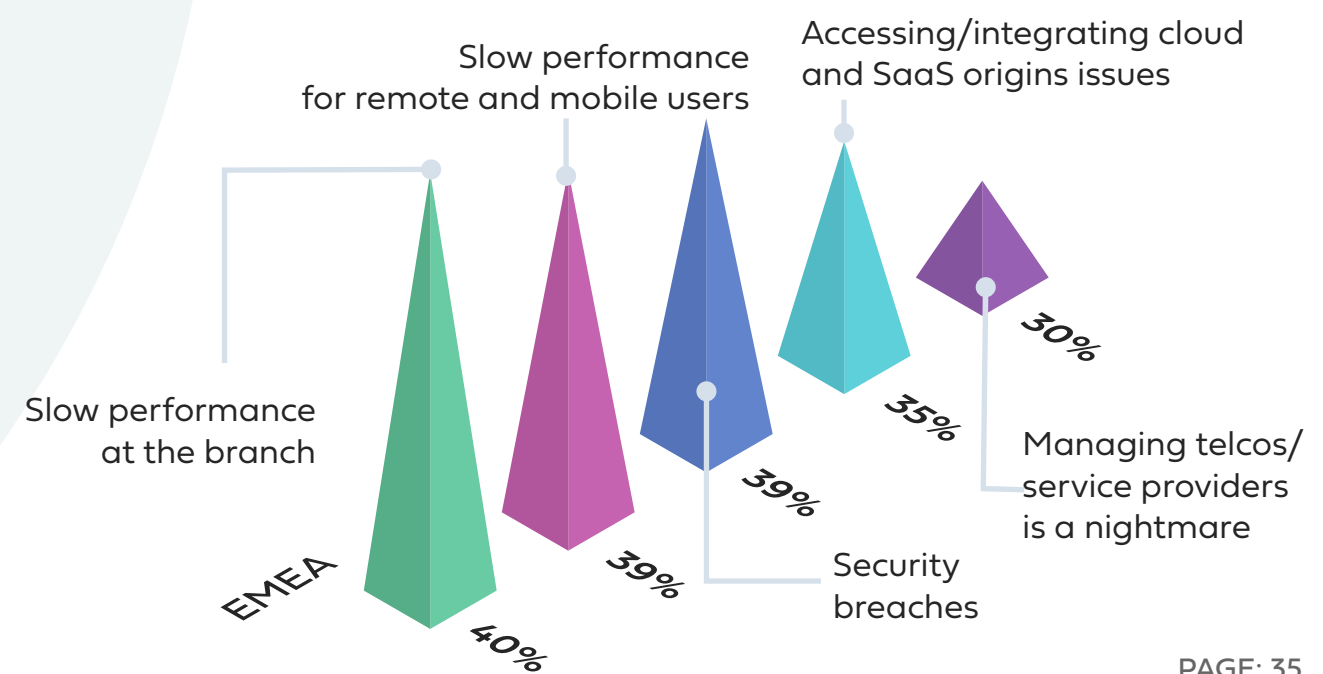
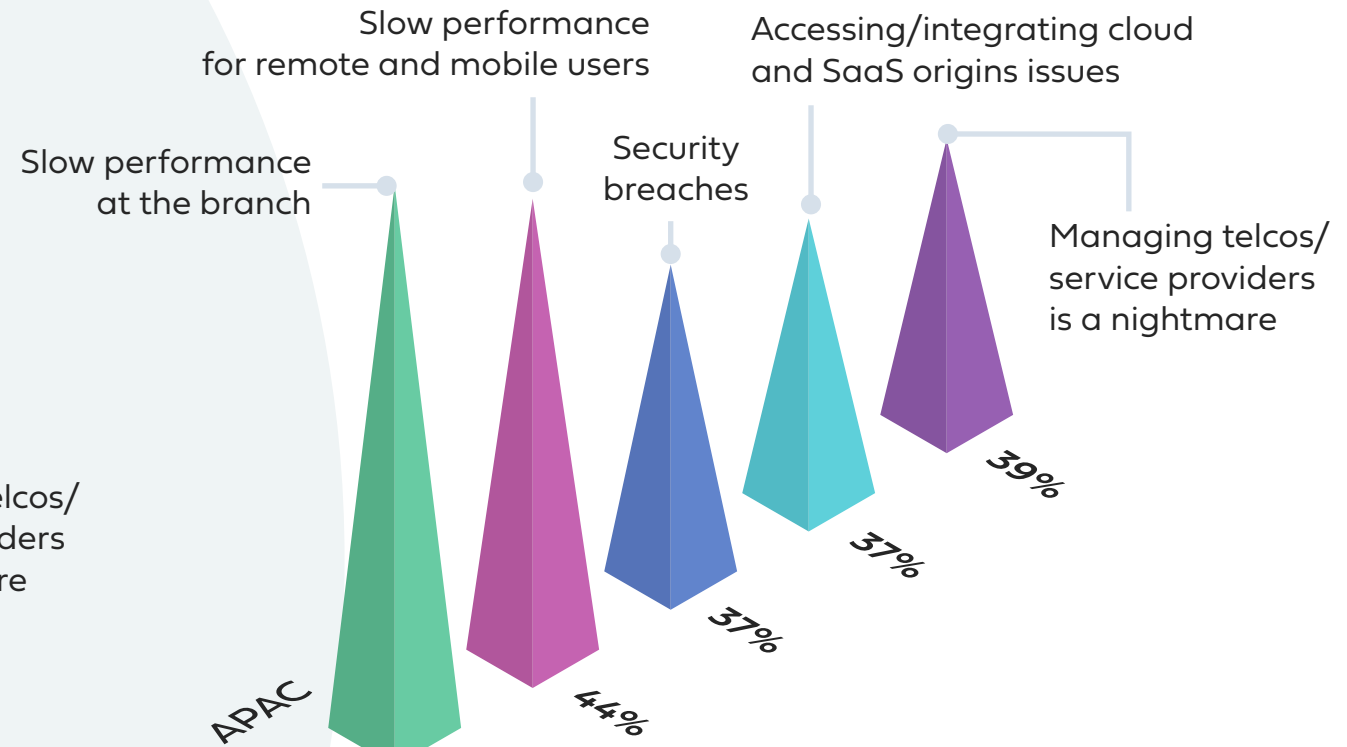
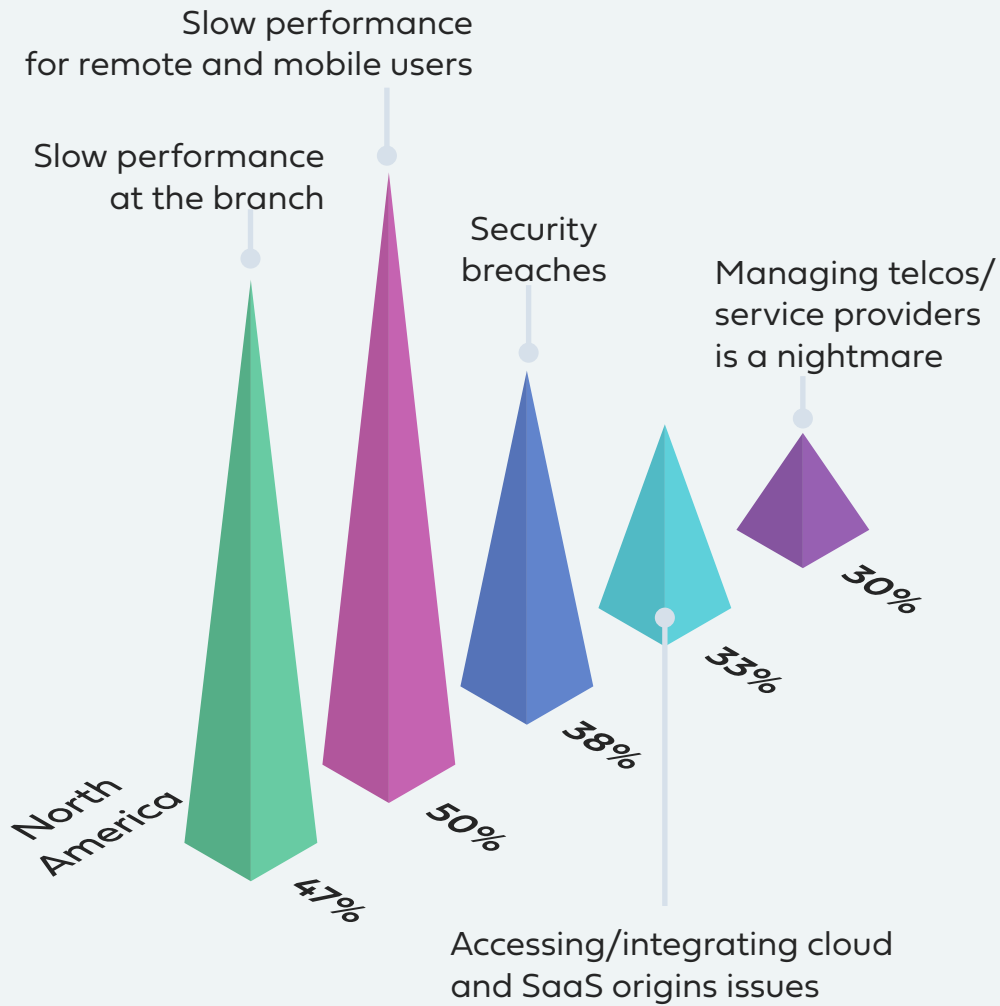


- Now looking at specific IT time sinks, addressing slow performance at the branch remains almost constant at 44% from 43% in 2020 and 45% in 2019.
- When considering remote workers, 44% identified concerns, a decrease from 47% in 2020 but up from 36% in 2019.
- 36% identified cloud and SaaS origin issues, down from 42% in 2020 but still up from 20% in 2019.
- Security remained constant at 38% for both 2021 and 2020, up from 24% in 2019.
- Rounding out the top 5, managing telcos/service providers is still a nightmare at 34% in 2021 and in 2020, and up from 29% in 2019.

Legend

- Slow performance at the branch
- Slow performance for remote and mobile users
- Security breaches
- Accessing/integrating cloud and SaaS origins issues
- Managing telcos/service providers is a nightmare

Geographic Breakdown 2021

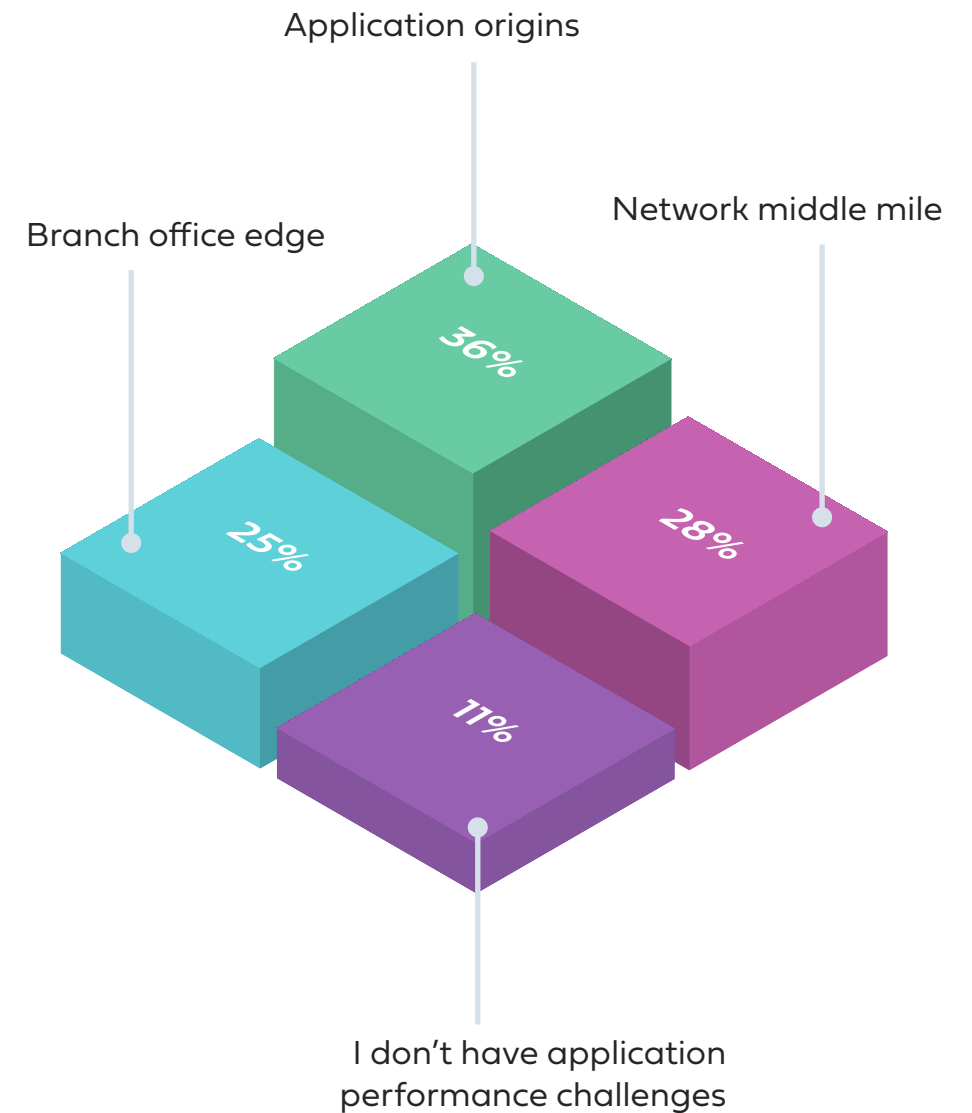


Source of Performance Issues

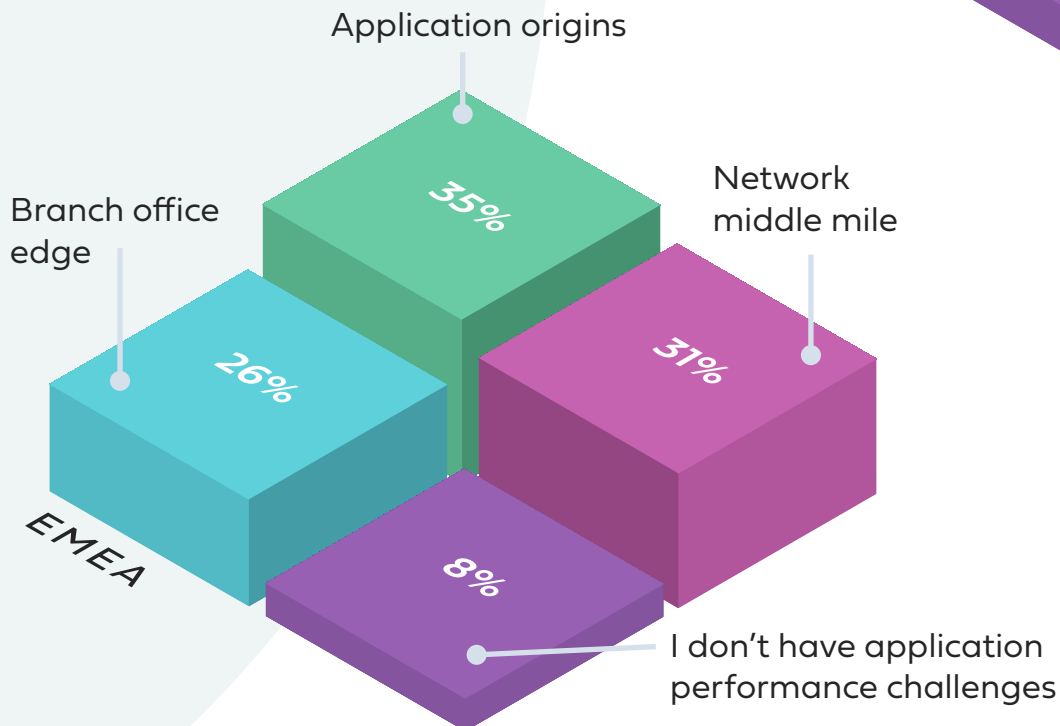
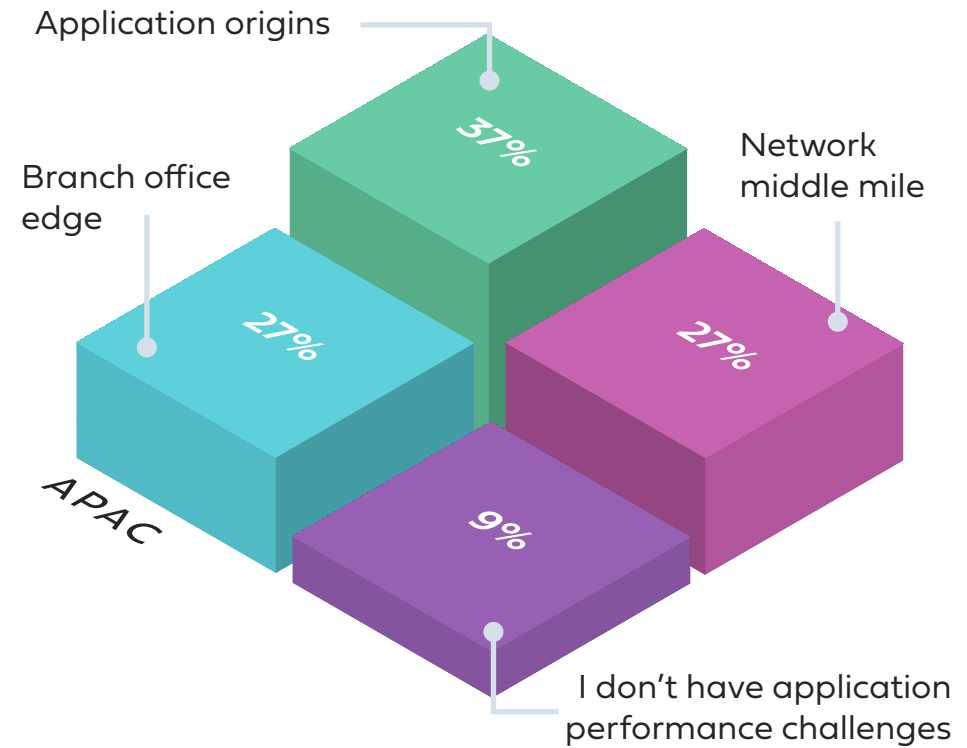
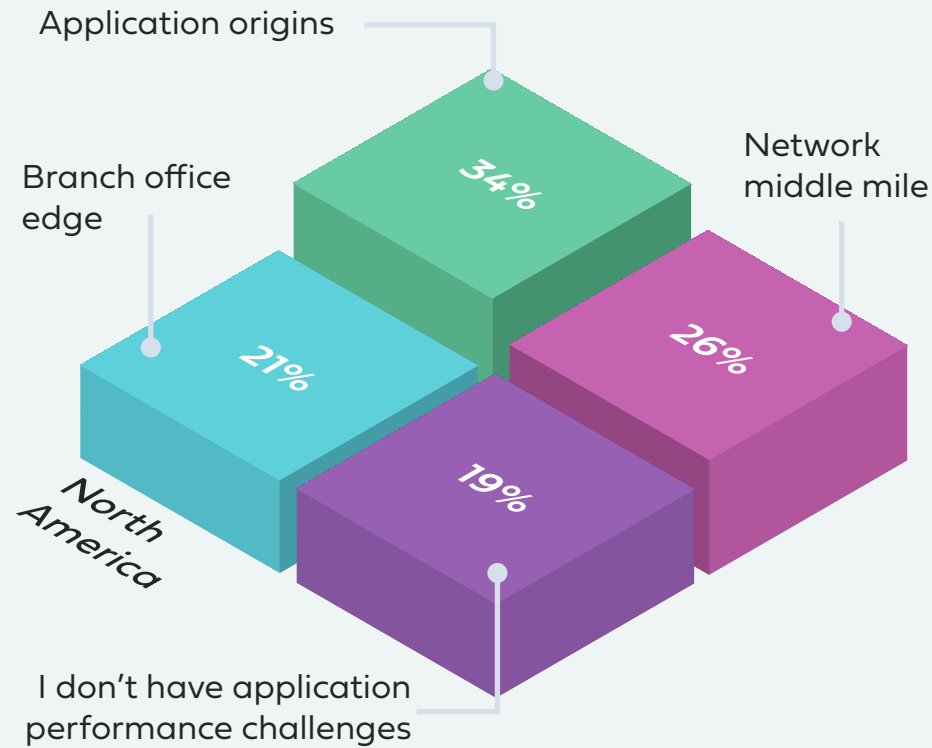
What is the #1 source of your application performance challenges globally?

Top Responses	%
Application origins	36%
Network middle mile	28%
Branch office edge	25%
I don't have application performance challenges	11%
Total Responses	1,386

All three components of the network must be optimized to support application performance requirements. This highlights the need for end-to-end transparent SLAs.



Geographic Breakdown 2021



Challenges for Effective Collaboration

What are the biggest challenges with real-time voice and video performance for your enterprise today?

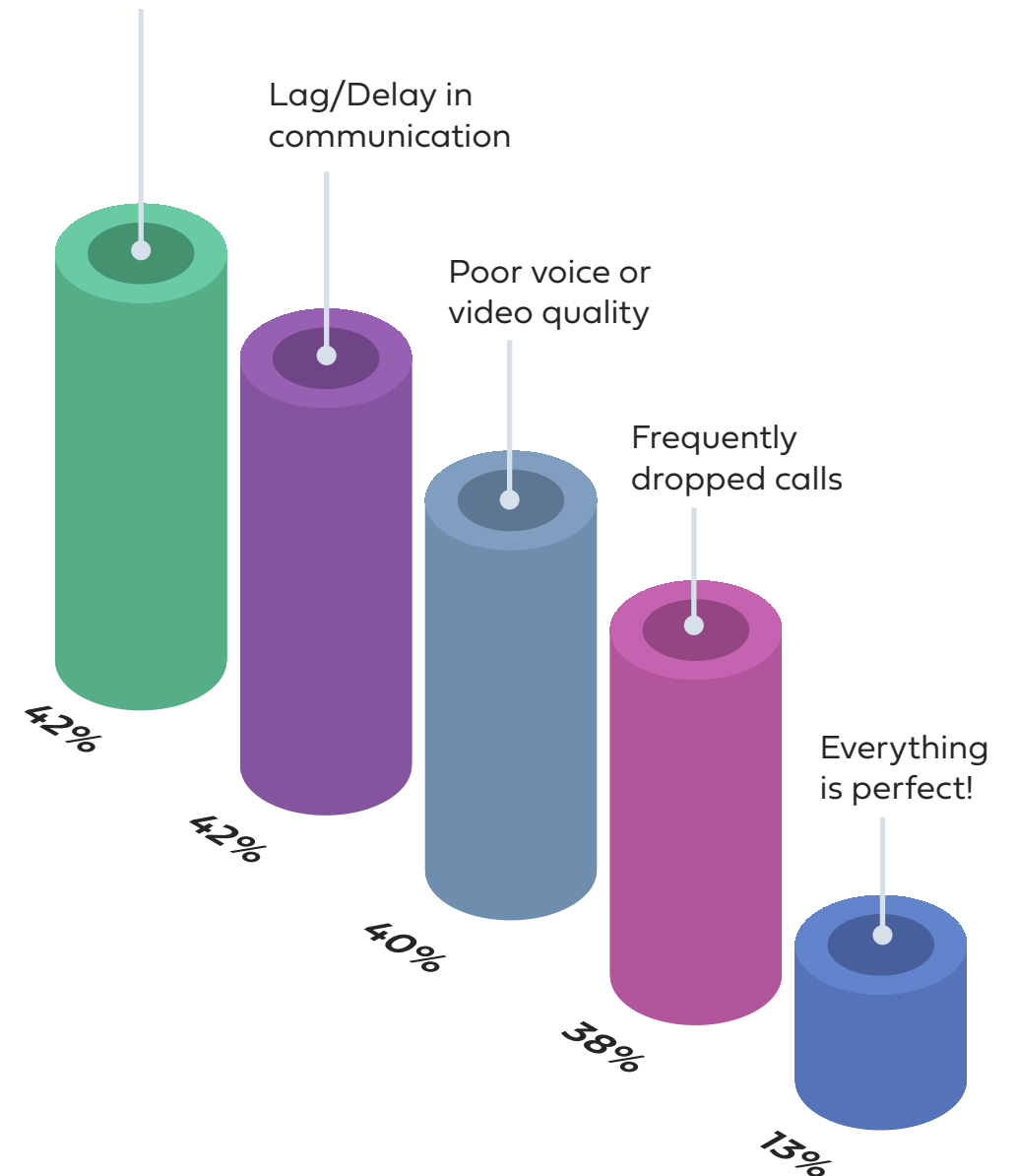
Top Responses	%
Set up and management of underlying network infrastructure	42%
Lag/Delay in communication	42%
Poor voice or video quality	40%
Frequently dropped calls	38%
Everything is perfect!	13%
Total Responses	1,386

**Respondents chose maximum three responses*

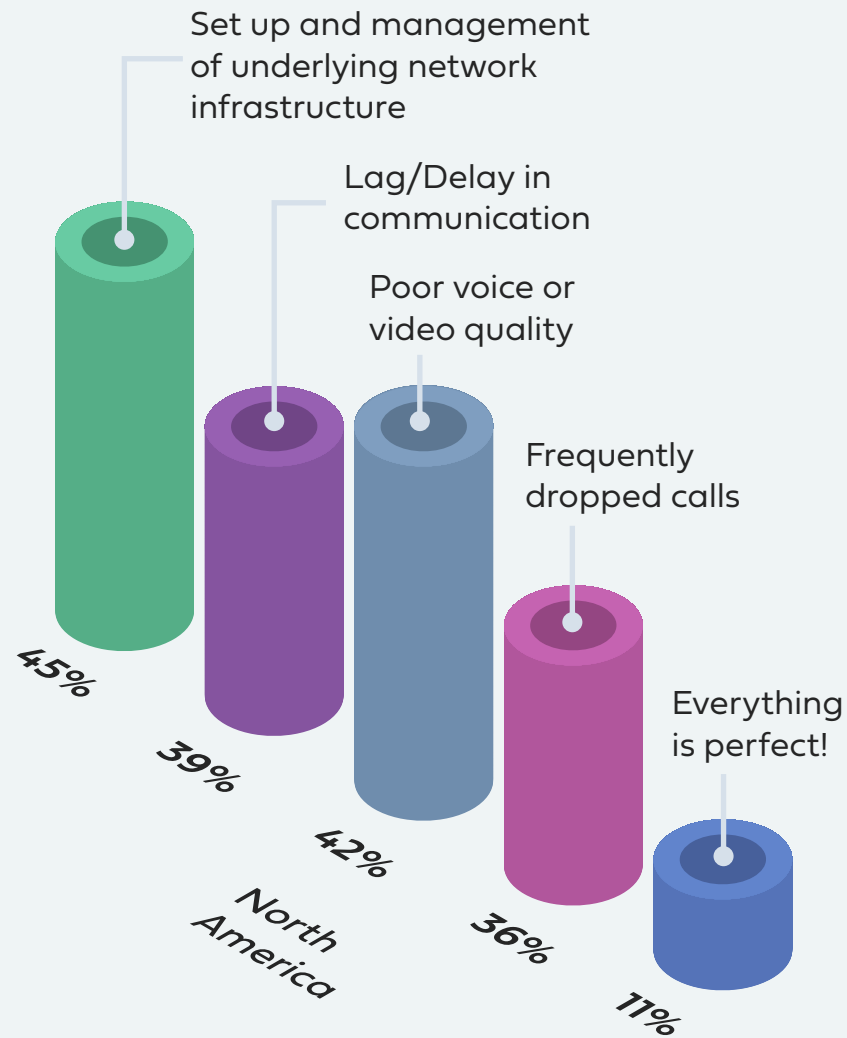
Given the importance of collaboration applications, there are still too many barriers to performance and employee productivity.

In essence, enterprises are becoming much more critical of their collaboration deployments.

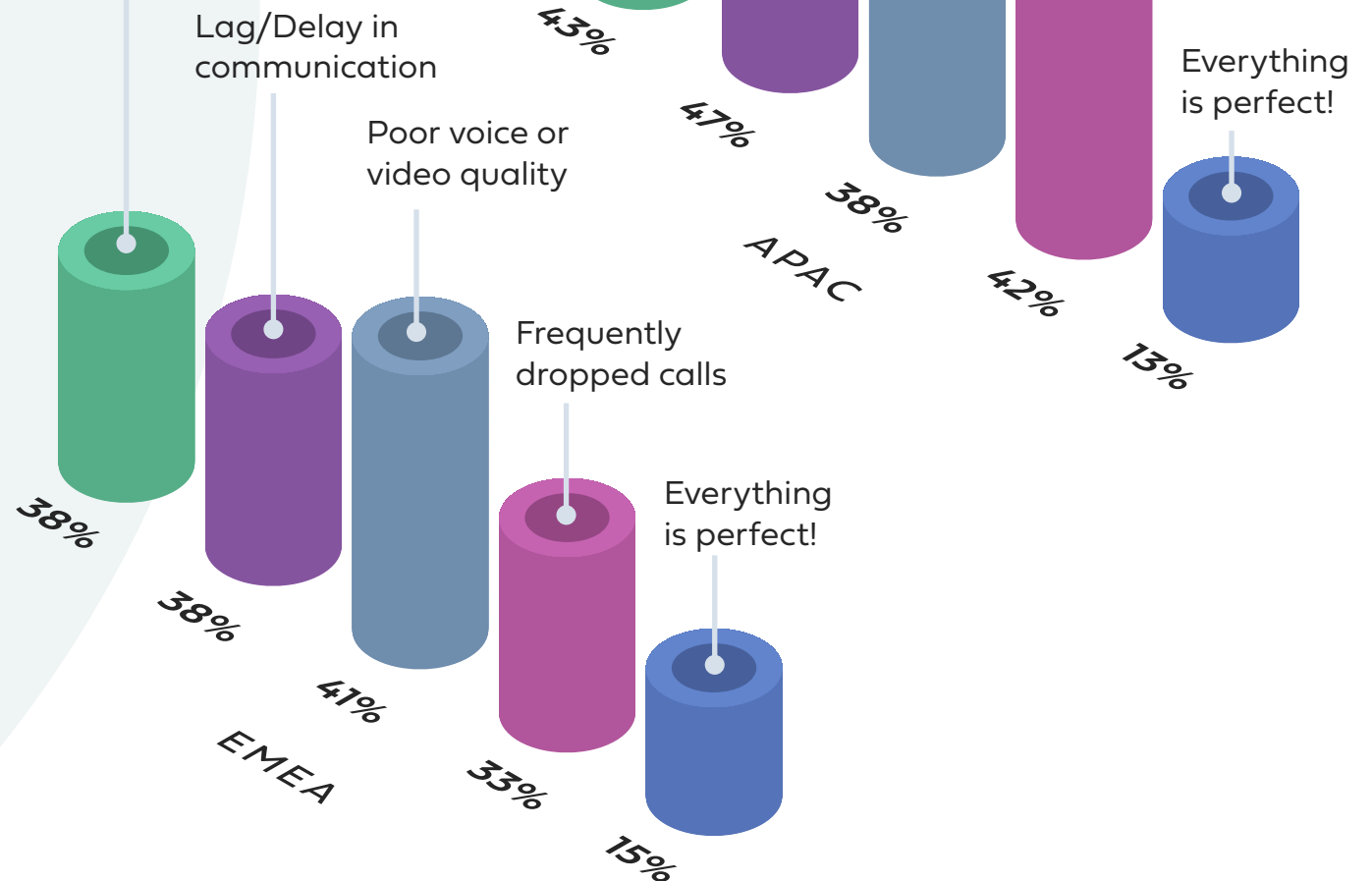
Set up and management of underlying network infrastructure



Geographic Breakdown 2021



Set up and management of underlying network infrastructure





Tiv

Pandemic Impact

Existing challenges were of course compounded by the pandemic, accelerating near-term digital transformation plans while impacting future investment to better address the hybrid workplace.

Disruptions

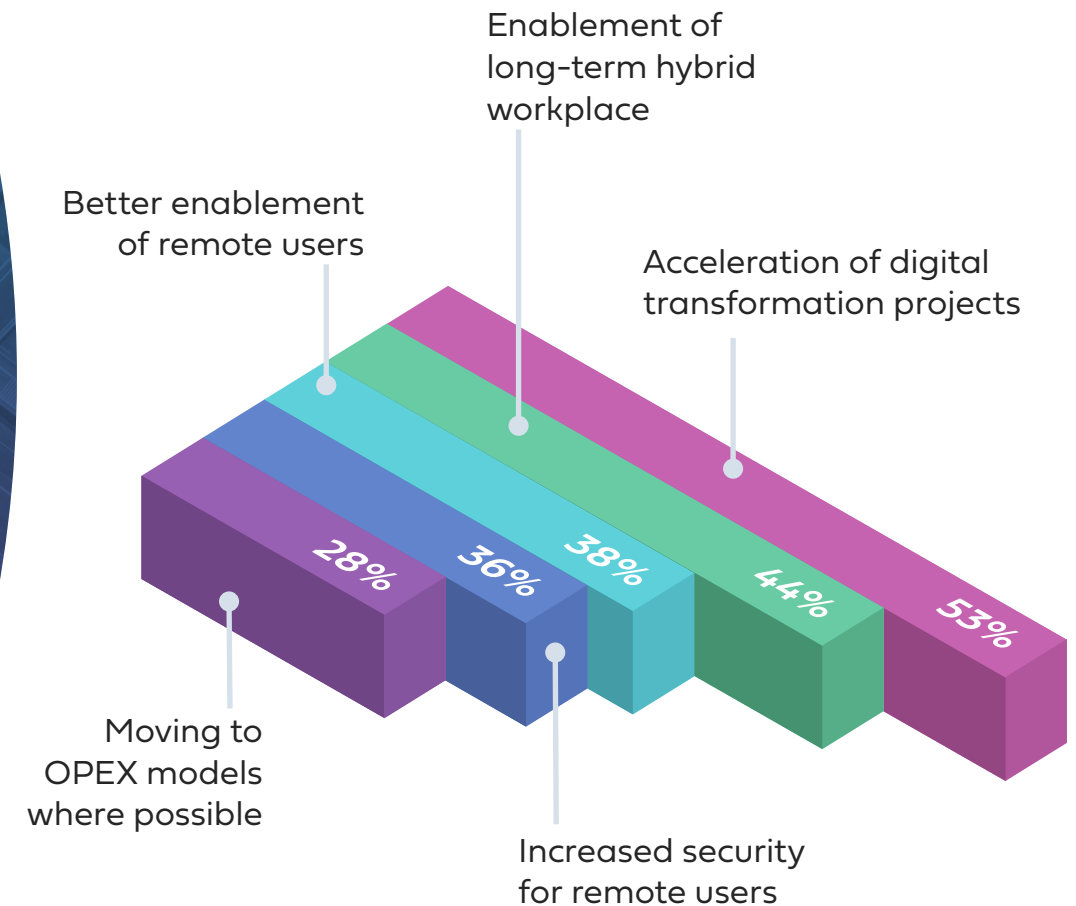
How do you expect 2020's disruptions to impact your organization's networking priorities in 2021?

Top Five Responses	%
Acceleration of digital transformation projects	53%
Enablement of long-term hybrid workplace	44%
Better enablement of remote users	38%
Increased security for remote users	36%
Moving to OPEX models where possible	28%

Total Responses 1,342

**Respondents chose all that apply*

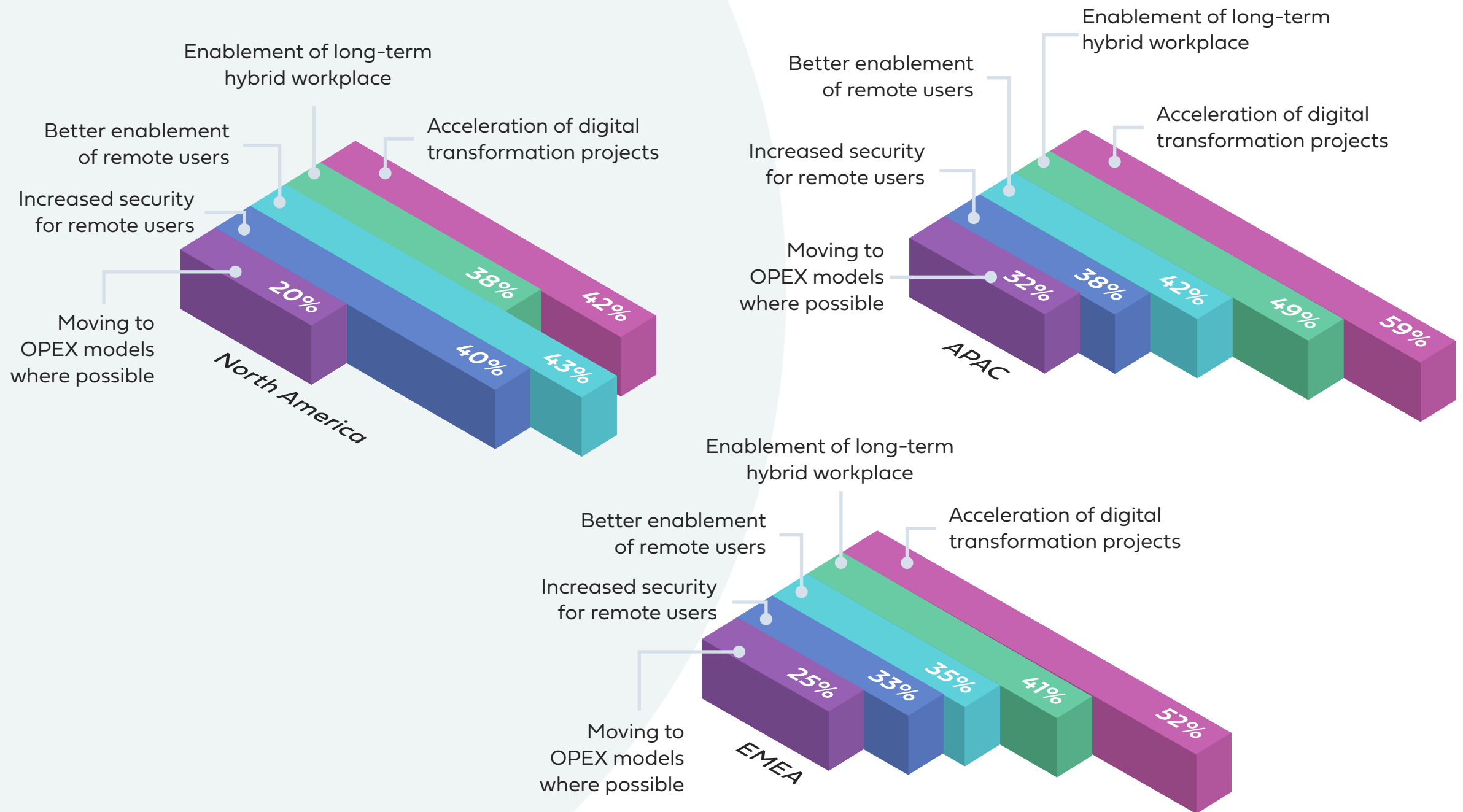
The pandemic put into motion long-term changes to the workplace that will influence budget planning going forward.



The survey also included:

No changes (9%)

Geographic Breakdown 2021



2

What They Plan to Do for Change: Investment Planning

- To address the challenges that come with WAN complexity and growth, enterprises identify key areas for investment.
- New areas of focus include remote worker support and adoption of a SASE architecture, both interrelated.
- These are coupled with major IT and networking initiatives that remain mostly unchanged, including application performance, WAN upgrades and refresh, the cloud, big data, and automation.
- However, we noted some dropoff in timing for these initiatives, potentially due to more tactical concerns on the back of the pandemic.

2.i

Shifting Investment Priorities

Overall IT Planning:

At a broad level, enterprises are looking to invest in SD-WAN (17%), the cloud (29%), security (17%), and a new entry: remote access upgrades and enhancements (22%). The combination of SD-WAN and remote access equates to 39%.

Big data (29%), automation (37%), IoT (24%), and AI/ML (23%) also figure into their plans.

Network Planning Initiatives:

For IT departments, 21% plan a WAN refresh, from 15% in 2019 and 26% in 2020. The same trend applies to the cloud, at 34% vs. 42% last year.

SD-WAN is 18%, vs. 21% in 2019 and 25% in 2020. However, if adding SASE, a new option at 16%, the total is 34%.

Two areas experiencing strong growth are LTE/5G at 31% vs. 9% in 2019 and 24% in 2020, and VPNs at 31% vs. 18% in 2019 and 27% in 2020.

Overall IT Planning

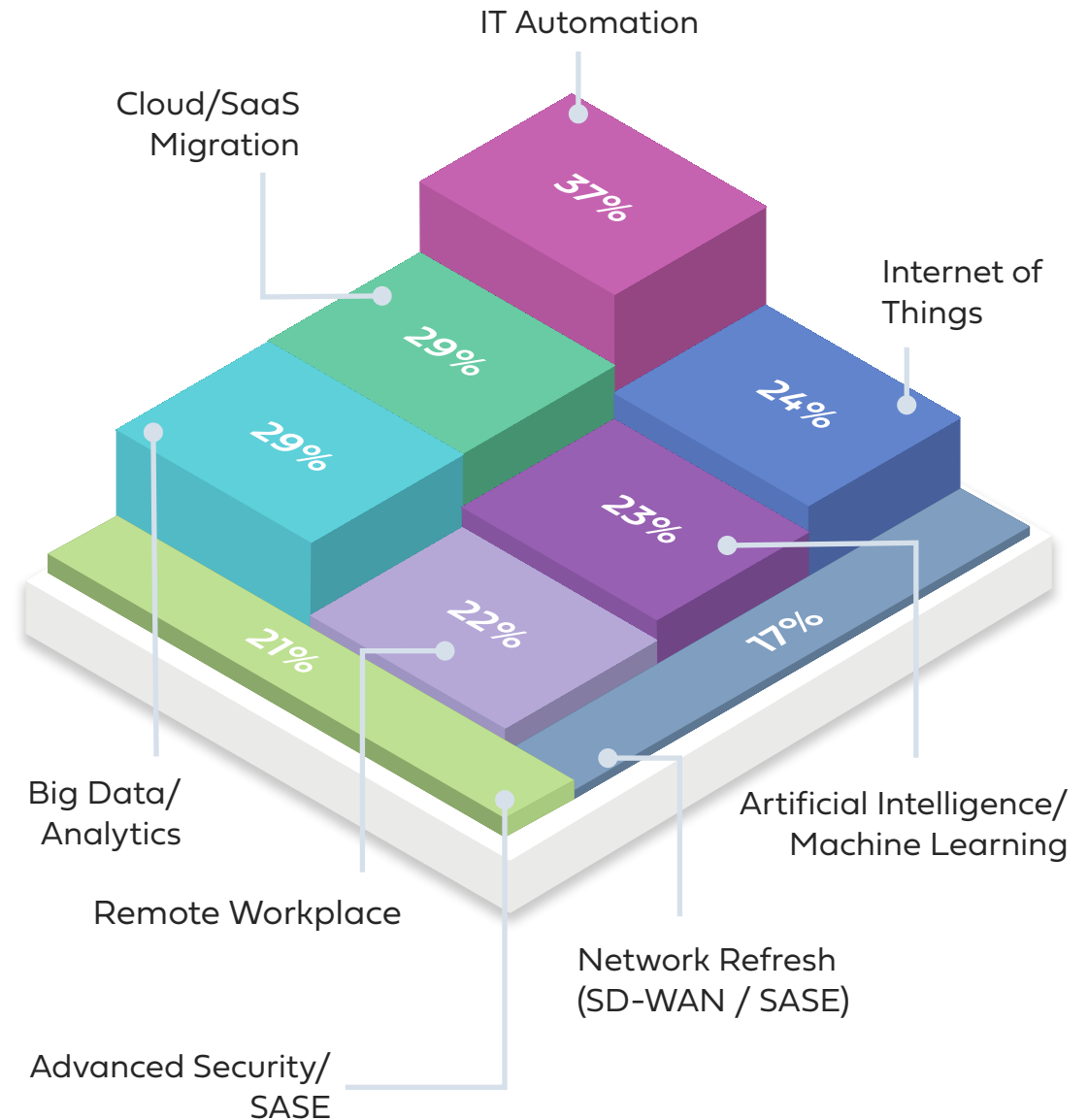
Which of these broad IT initiatives is your company evaluating for implementation in 2021?

Responses	%
IT Automation	37%
Cloud/SaaS Migration	29%
Big Data/Analytics	29%
Internet of Things	24%
Artificial Intelligence/Machine Learning	23%
Remote Workplace	22%
Advanced Security / SASE	21%
Network Refresh (SD-WAN / SASE)	17%
Total Responses	1,354

**Respondents chose maximum five responses*

**We've highlighted the most relevant responses, though not necessarily those with the highest percentages.*

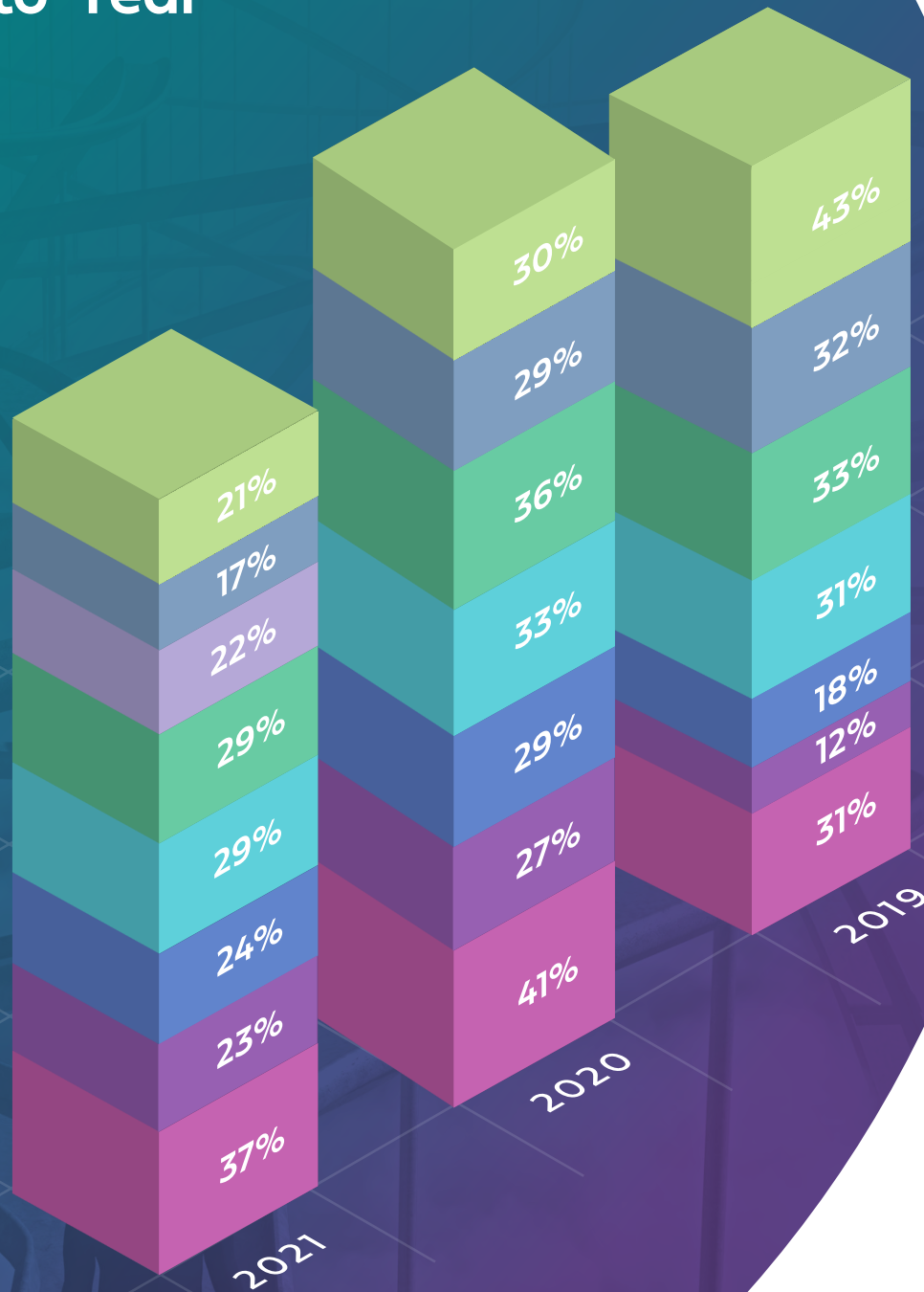
In addition to the standbys of automation, analytics, and the cloud, the remote workplace and SASE are key areas of investment.



The survey also included:

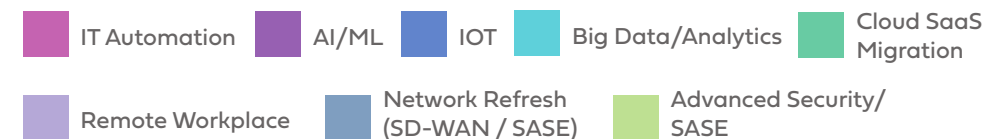
Application/Network Performance Management (22%), Virtualization (22%), Mobility (21%), Blockchain (20%), Datacenter Consolidation (17%), DevOps (18%), Unified Communications/UCaaS (12%)

Year-to-Year

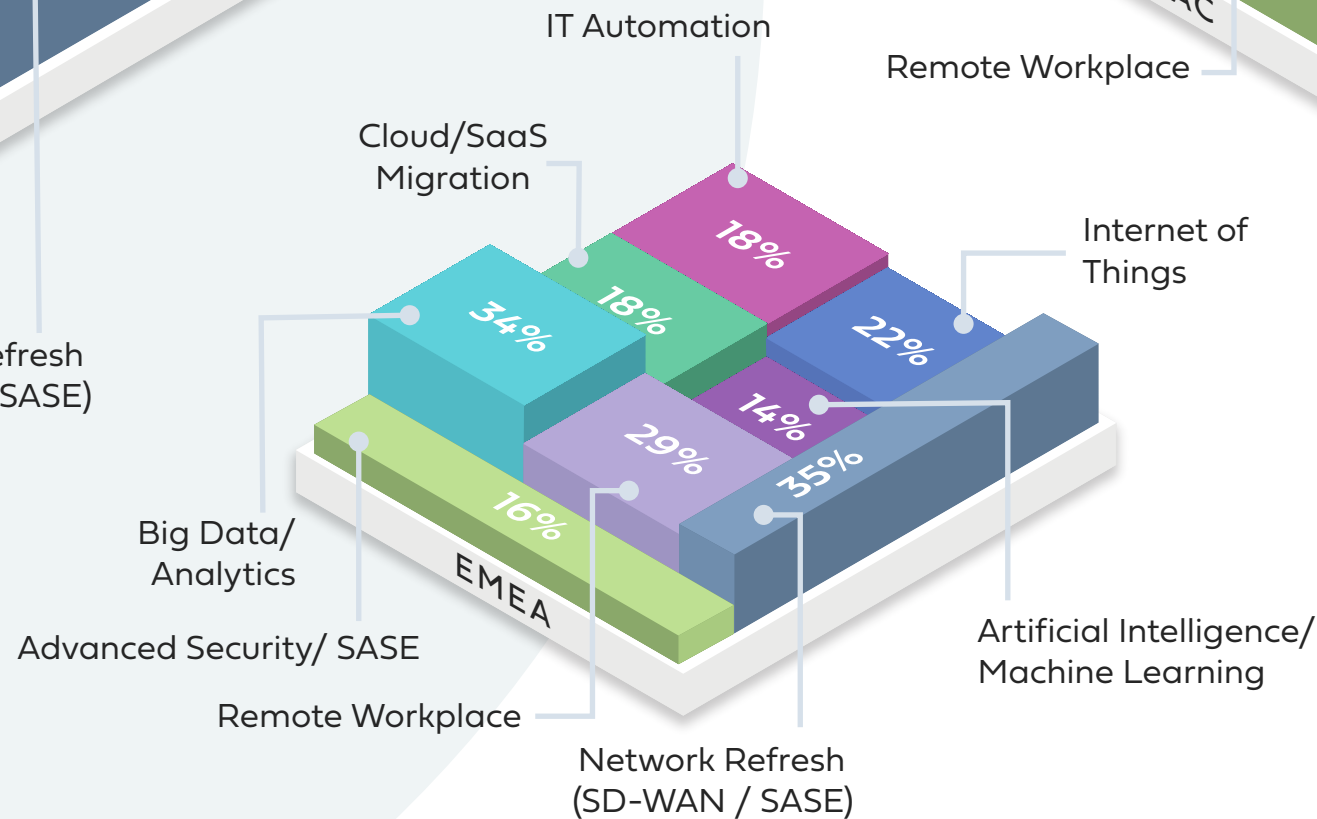
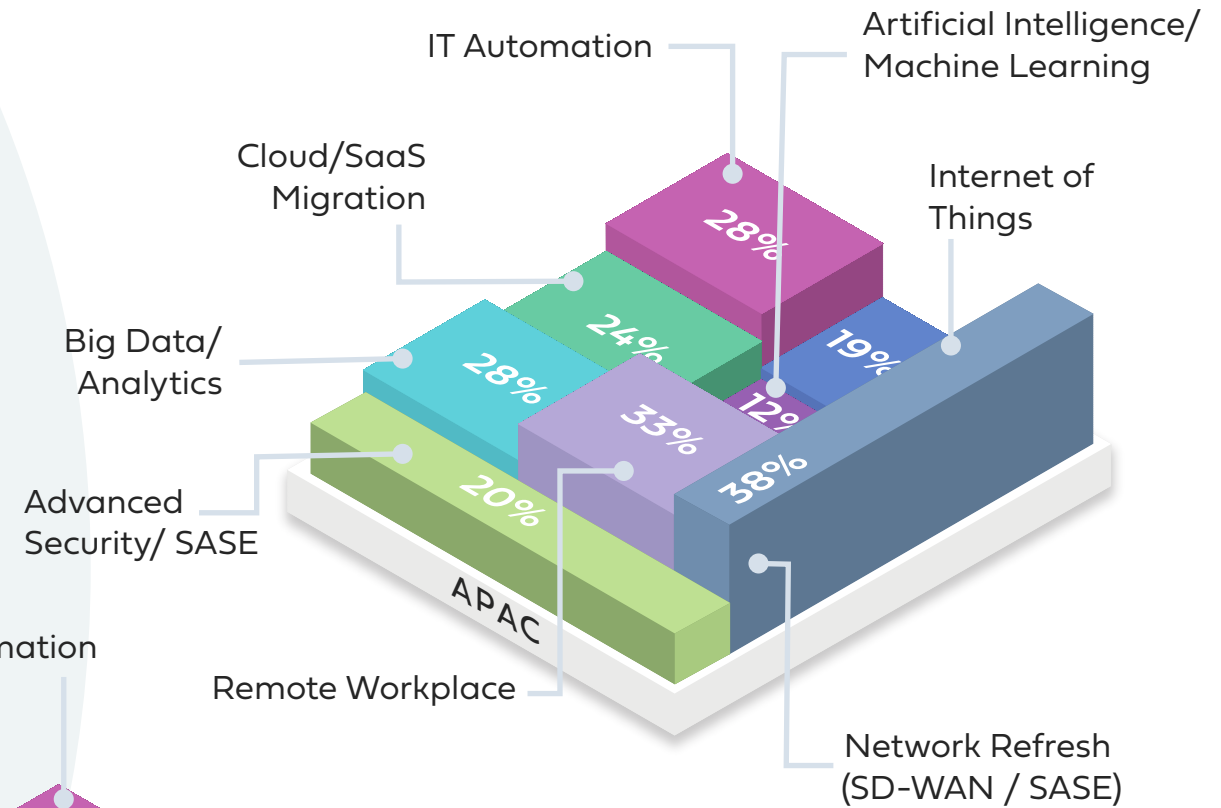
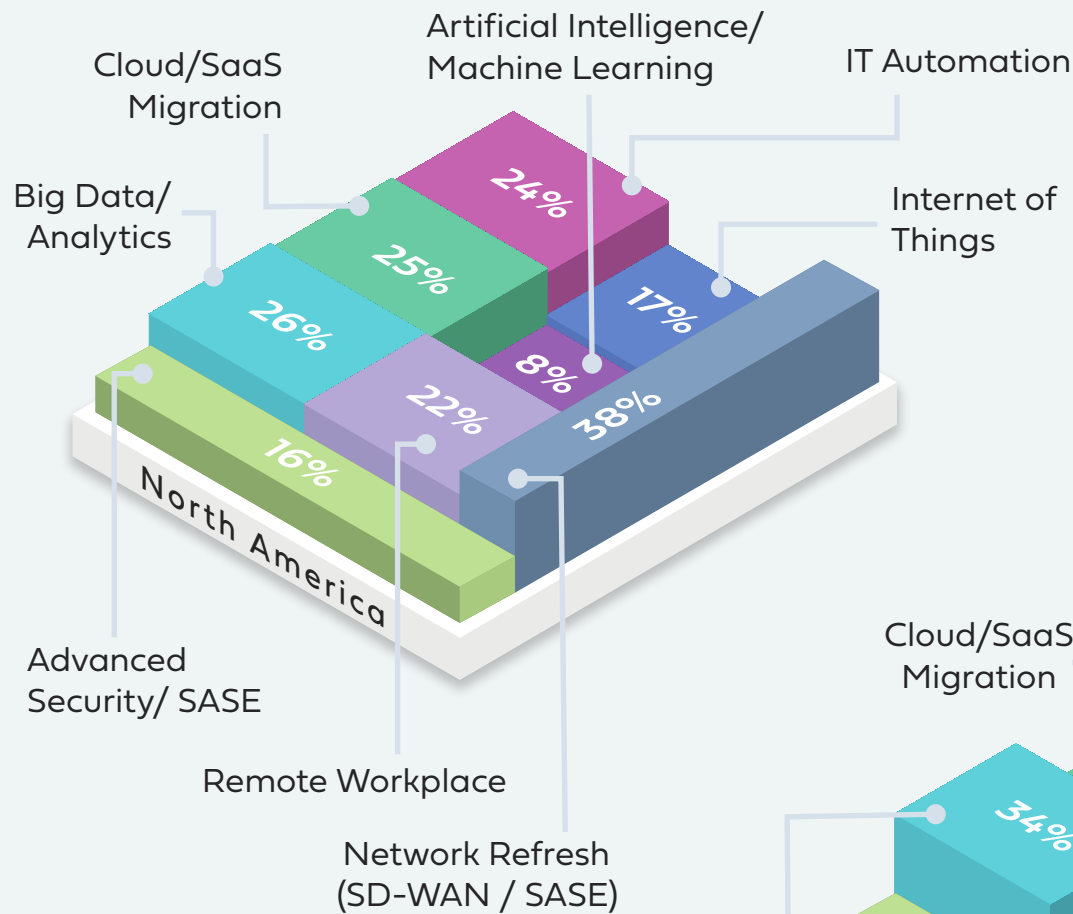


- What plans does IT have to address these challenges? At a high level, they continue to invest, with some slowdowns in 2020 due to tactical focus. We expect strategic investment to pick up in 2021.
- For individual investment areas, though SD-WAN dropped from last year to 17%, a new option--the remote workplace--is at 22%. Combined, these equal 39%.

Legend



Geographic Breakdown 2021



Network Planning Initiatives

Which of these networking initiatives will your company implement in 2021?

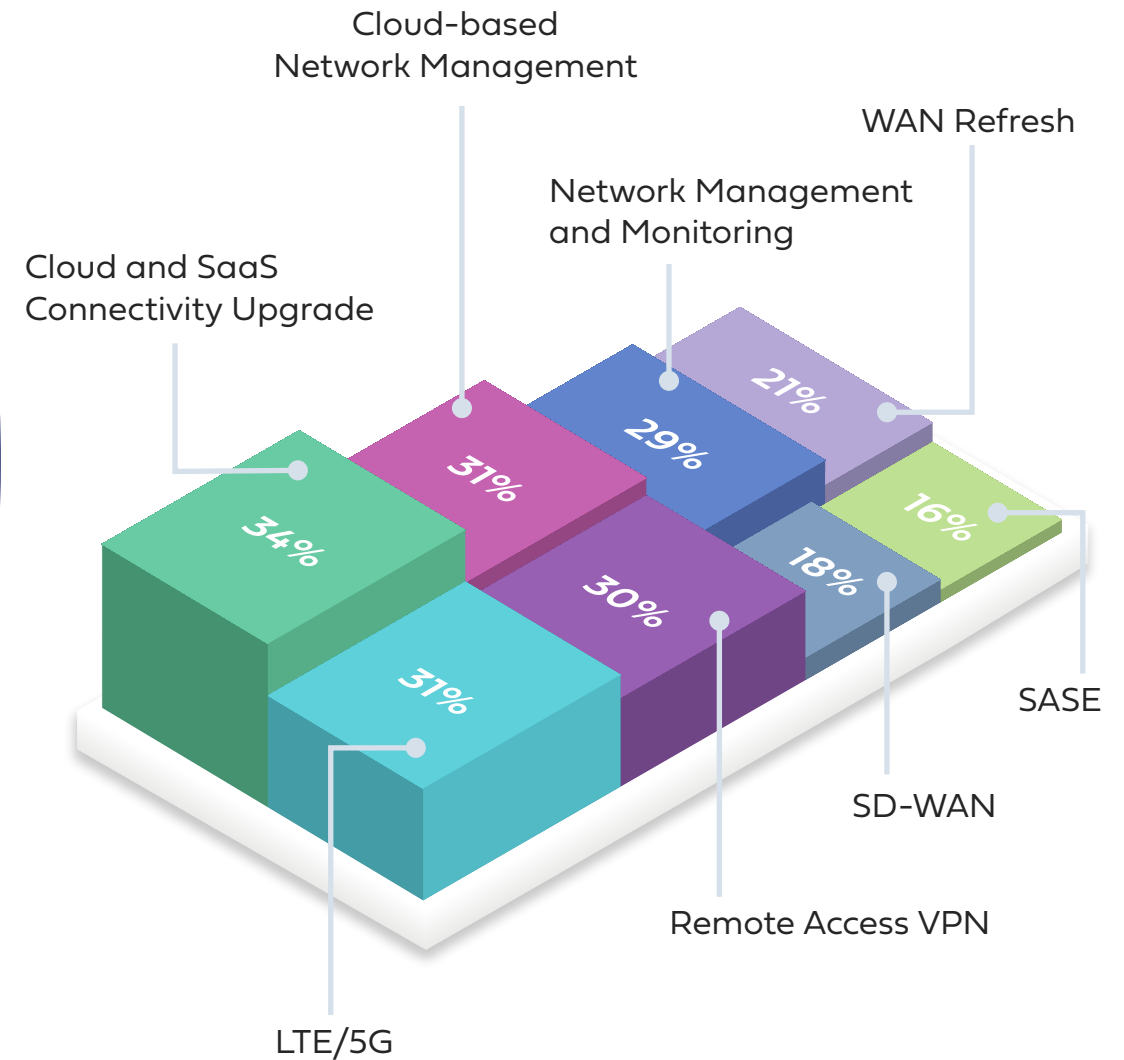
Top Responses	%
Cloud and SaaS Connectivity Upgrade	34%
LTE/5G	31%
Remote Access VPN	30%
Cloud-based Network Management	31%
Network Management and Monitoring	29%
WAN Refresh	21%
SD-WAN	18%
SASE	16%

Total Responses 1,354

**Respondents chose maximum five responses*

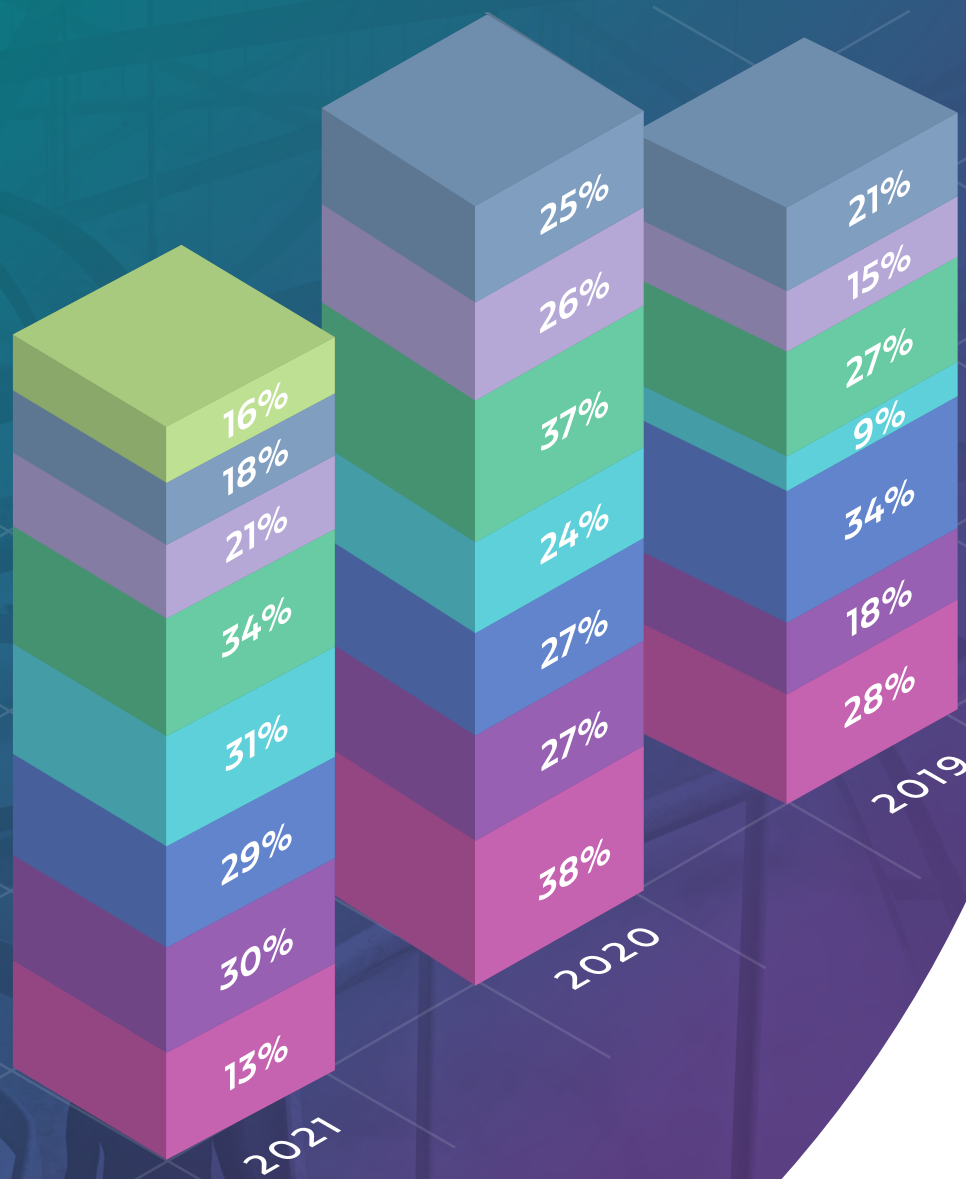
**We've highlighted the most relevant responses, though not necessarily those with the highest percentages.*

Network planning spans the various interrelated components, including connectivity, security, management, and the cloud.



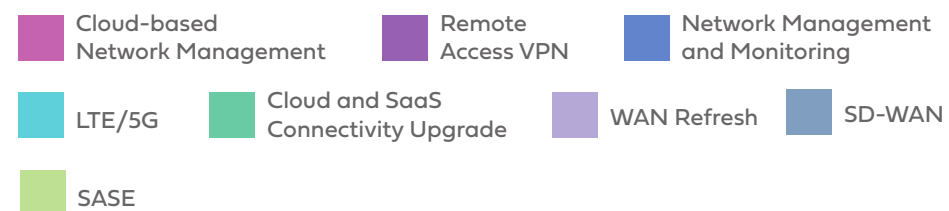
The survey also included:
 Network Automation (29%), WAN Optimization (29%), IoT Infrastructure (28%)

Year-to-Year

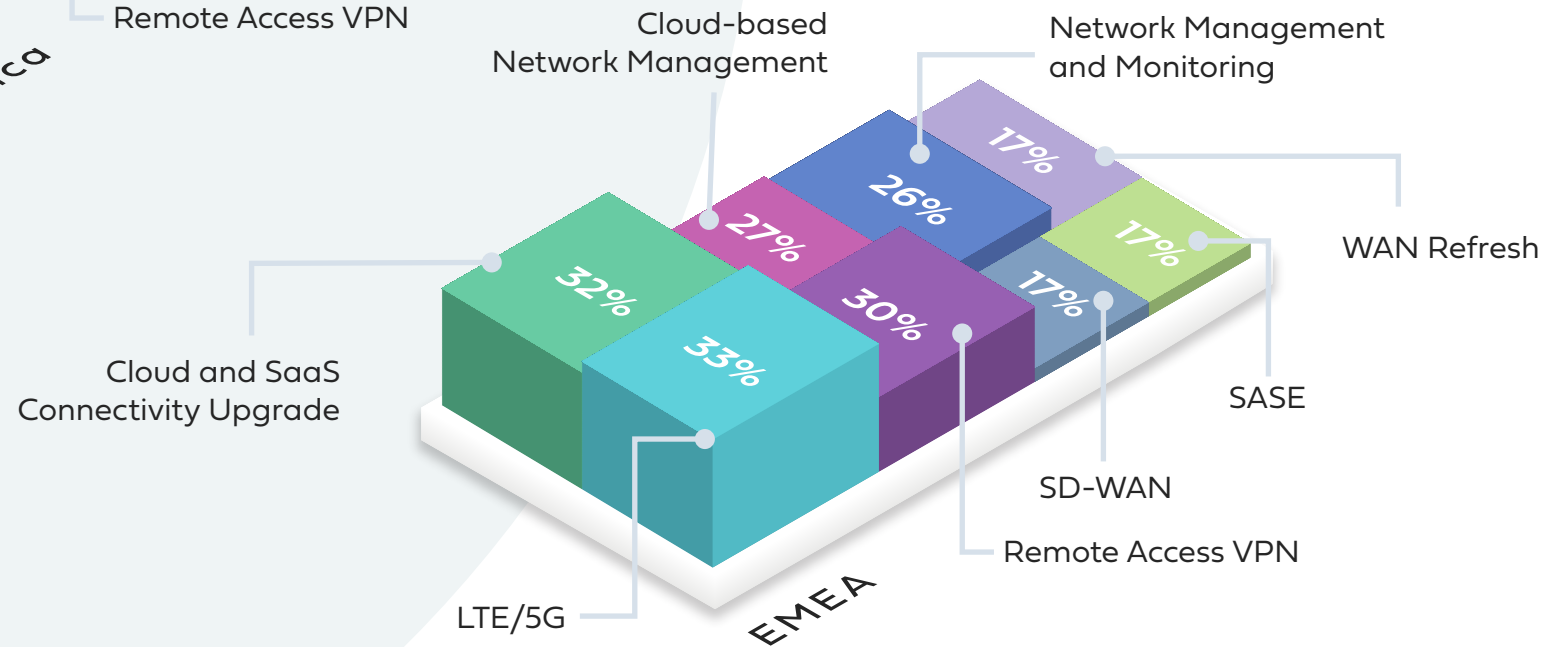
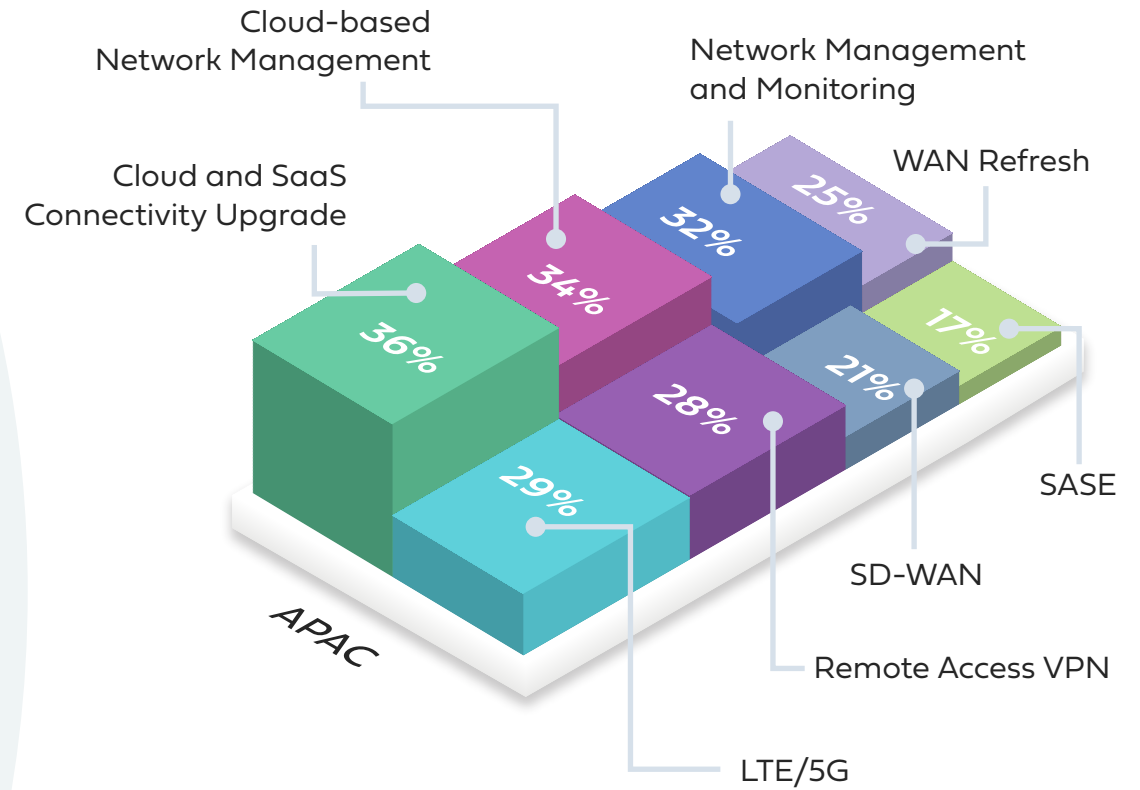
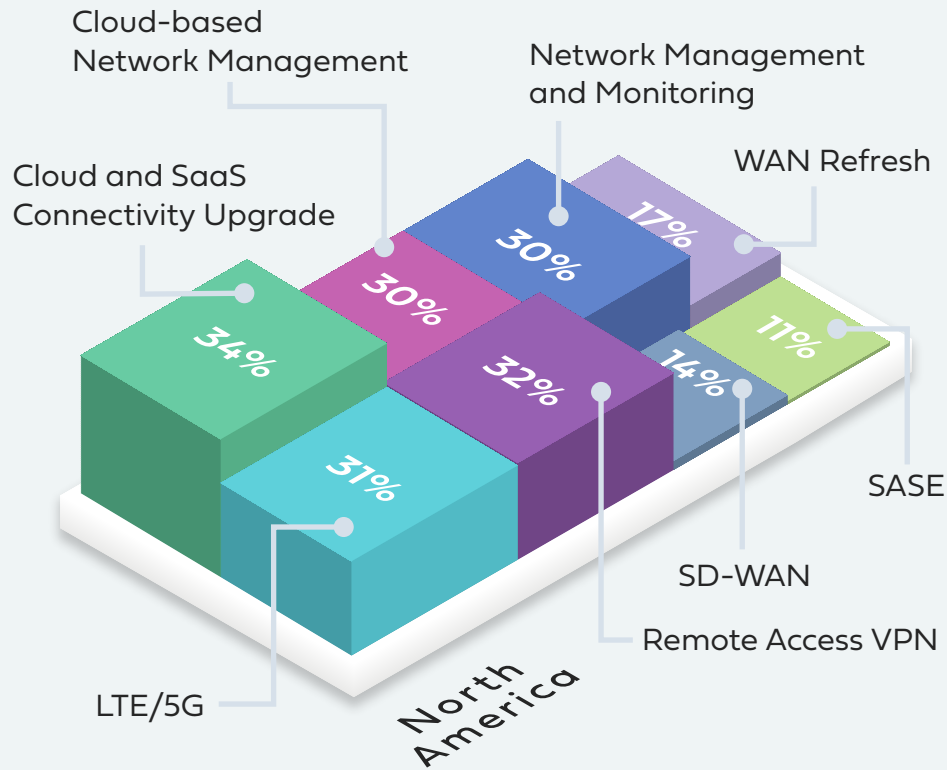


- When considering networking initiatives, 21% identified WAN refresh as a priority this year, down from 26% in 2020 but up from 15% in 2019.
- The combination of SD-WAN and SASE is 34%, demonstrating strong interest in networking and security convergence.
- Not surprisingly, VPN investment also grew to 30%.

Legend



Geographic Breakdown 2021



2.ii

The Hybrid Workplace

Planning for the hybrid workplace must take into account expectations for continued work-from-home and the requirement for seamless reallocation of resources between on-premises and remote.

These changes will influence investment for years to come, and any solution deployed must combine on-premises and remote worker orchestration, policy management, and visibility. Silos won't suffice!

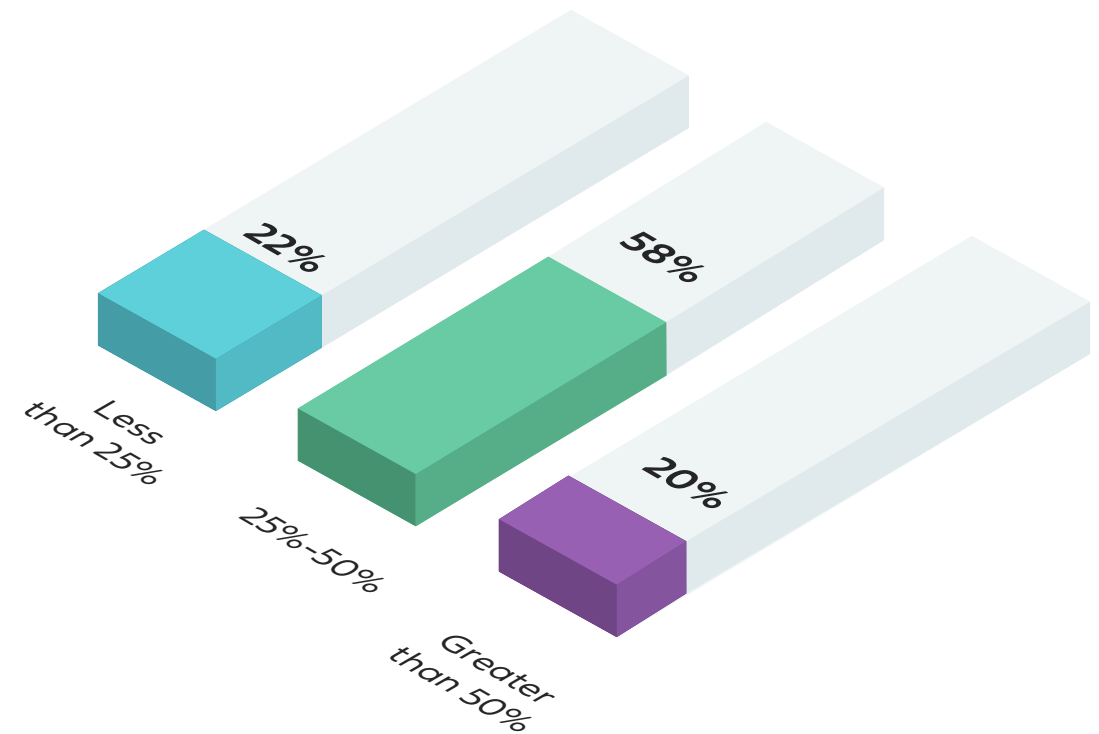
Percentage of Workers Remaining Remote

At the end of 2021, what % of your employees do you expect to be working remotely?

Top Responses	%
Less than 25%	22%
25%-50%	58%
Greater than 50%	20%

Total Responses	1,336
-----------------	-------

This is a massive shift in the remote workplace and will influence investment for years to come.



2.ii.a

Geographic Breakdown 2021



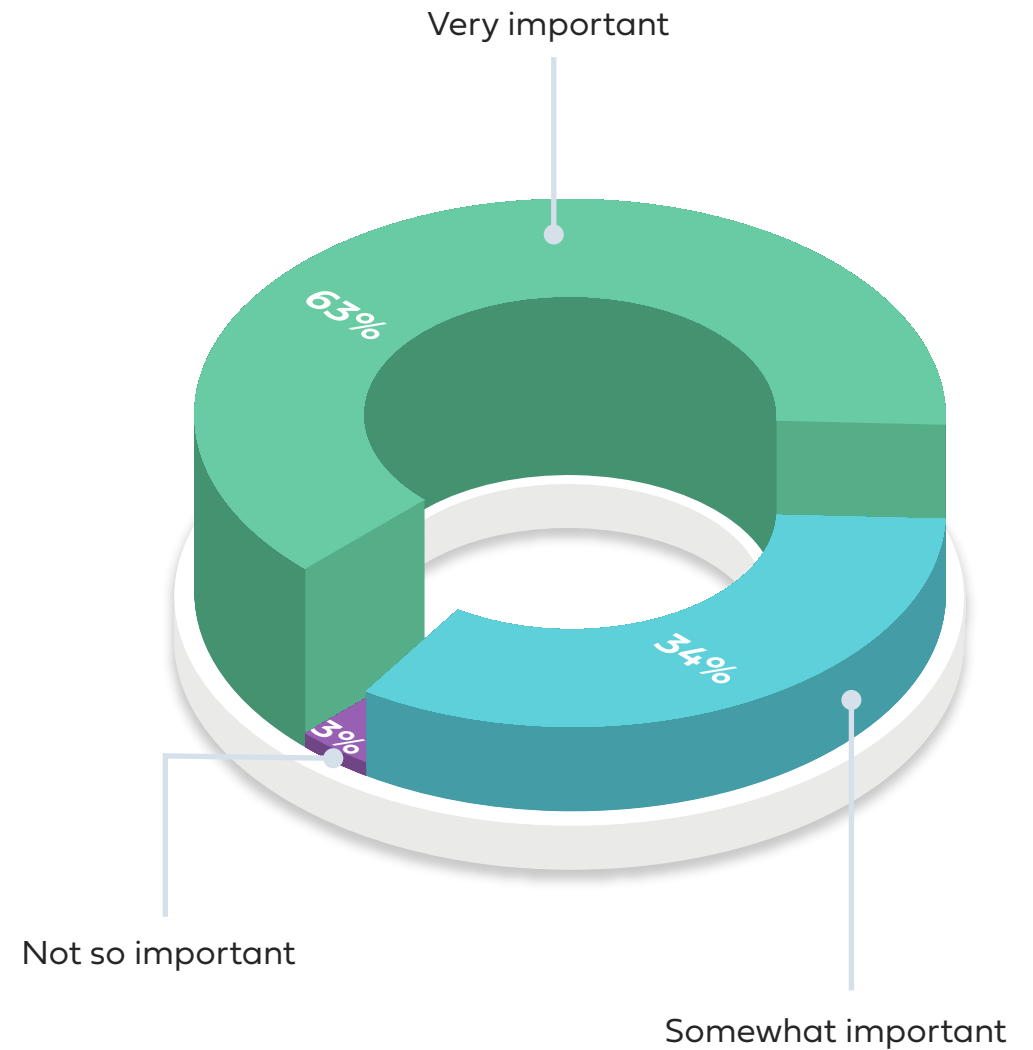
Bandwidth Reallocation

In light of work-from-home initiatives, how important is it to be able to dynamically reallocate bandwidth and connectivity from on-prem to the home?

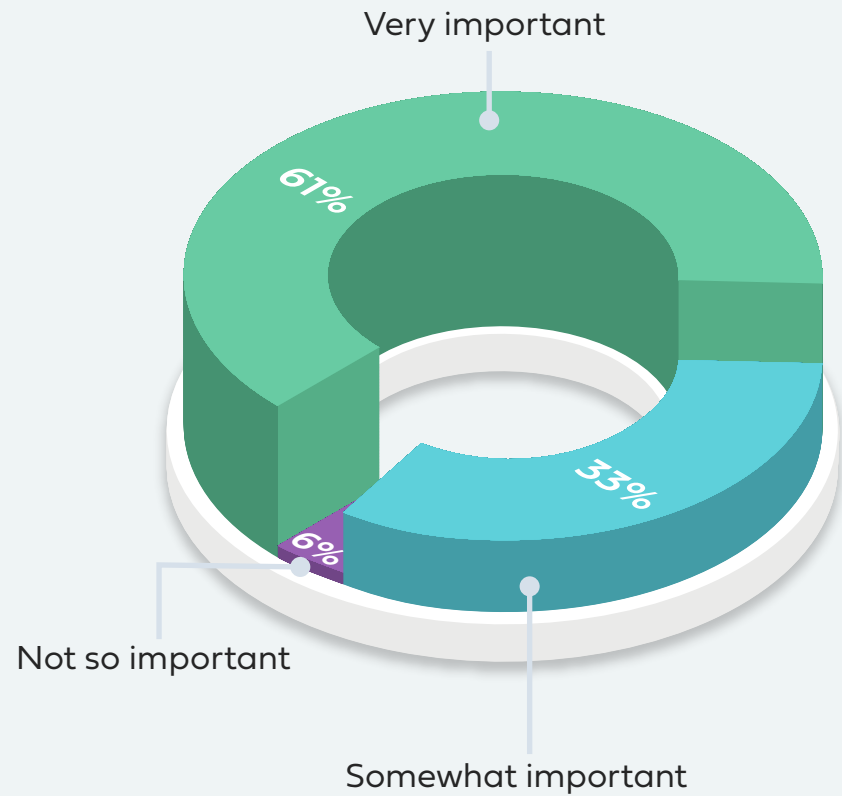
Top Responses	%
Very important	63%
Somewhat important	34%
Not so important	3%

Total Responses	1,328
-----------------	-------

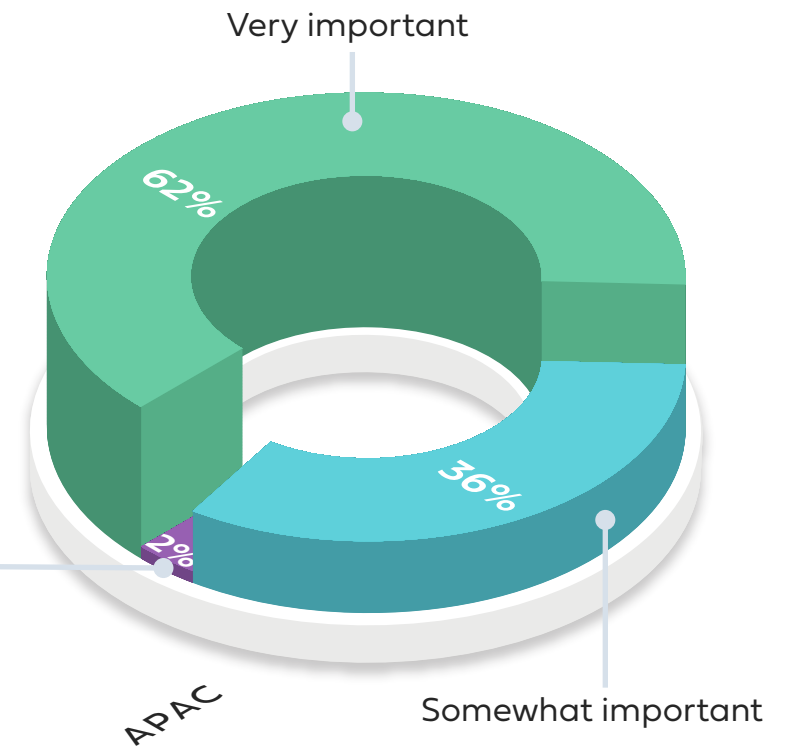
The flexibility mandated by the hybrid workplace is also reflected in 63% stating that the ability to quickly reallocate resources is critical.



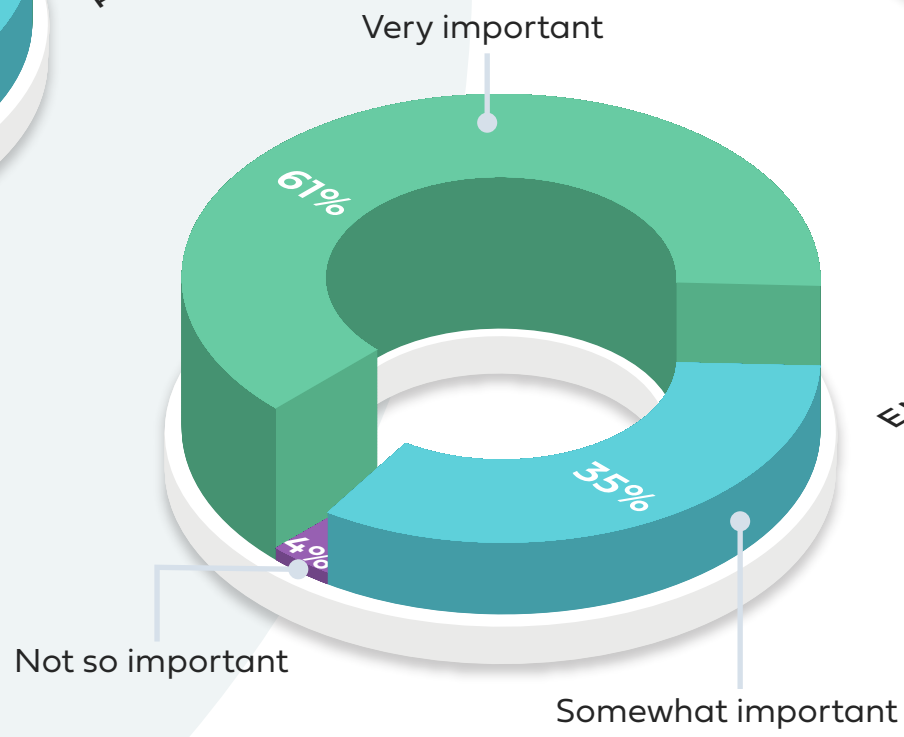
Geographic Breakdown 2021



North America



APAC



EMEA

2.iii

Enter SASE

Secure Access Service Edge (SASE) was defined by Gartner in 2019 as a cloud-delivered architecture for networking and security.

It has taken the industry by storm, but has also created confusion due to vendor marketing. Our view is that SD-WAN is a critical component. Enterprises need a choice of edge and cloud security, and they should be able to leverage their incumbent security vendors.

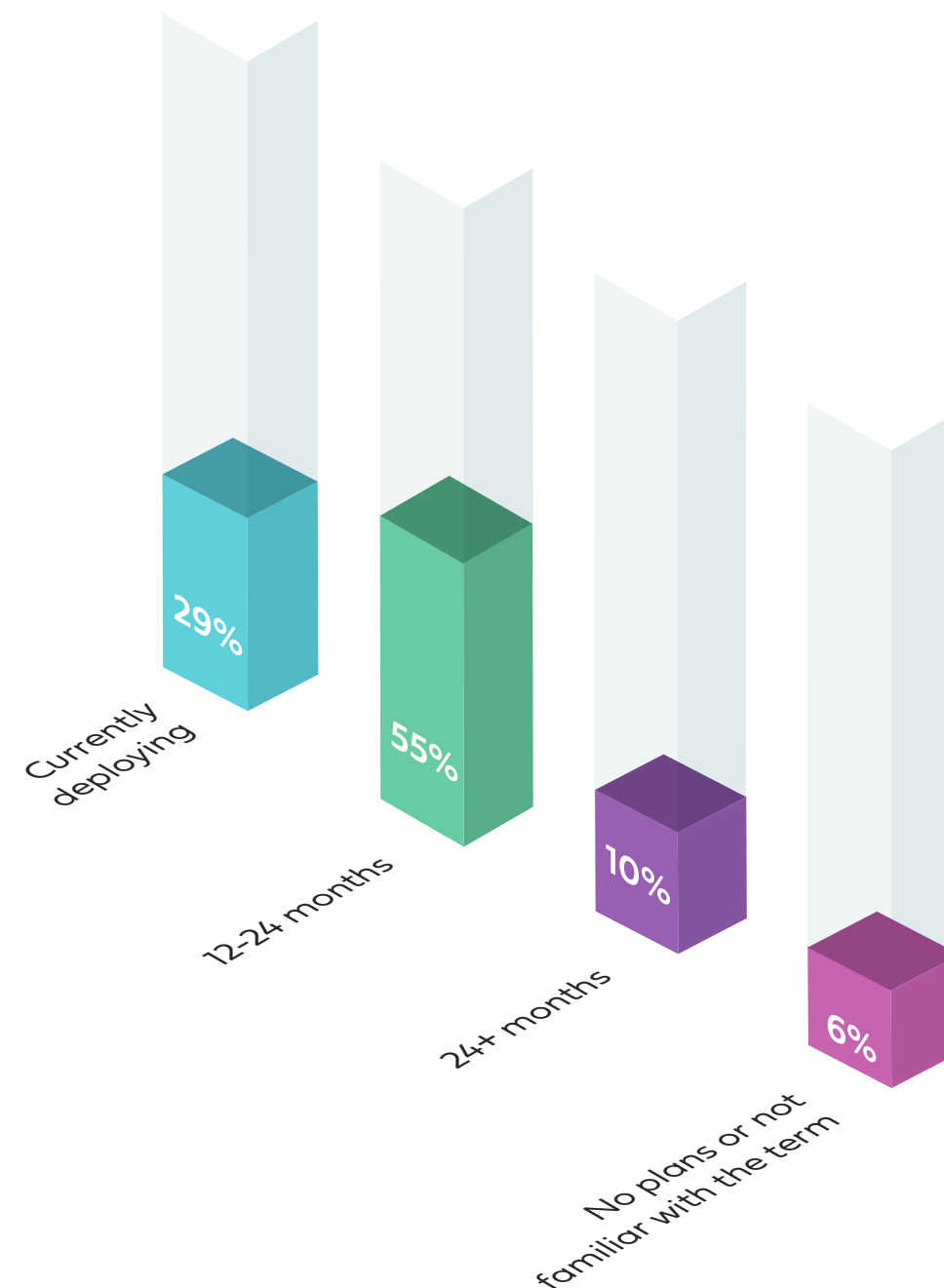
SASE Plans

Where are you in your evaluation of a SASE architecture?

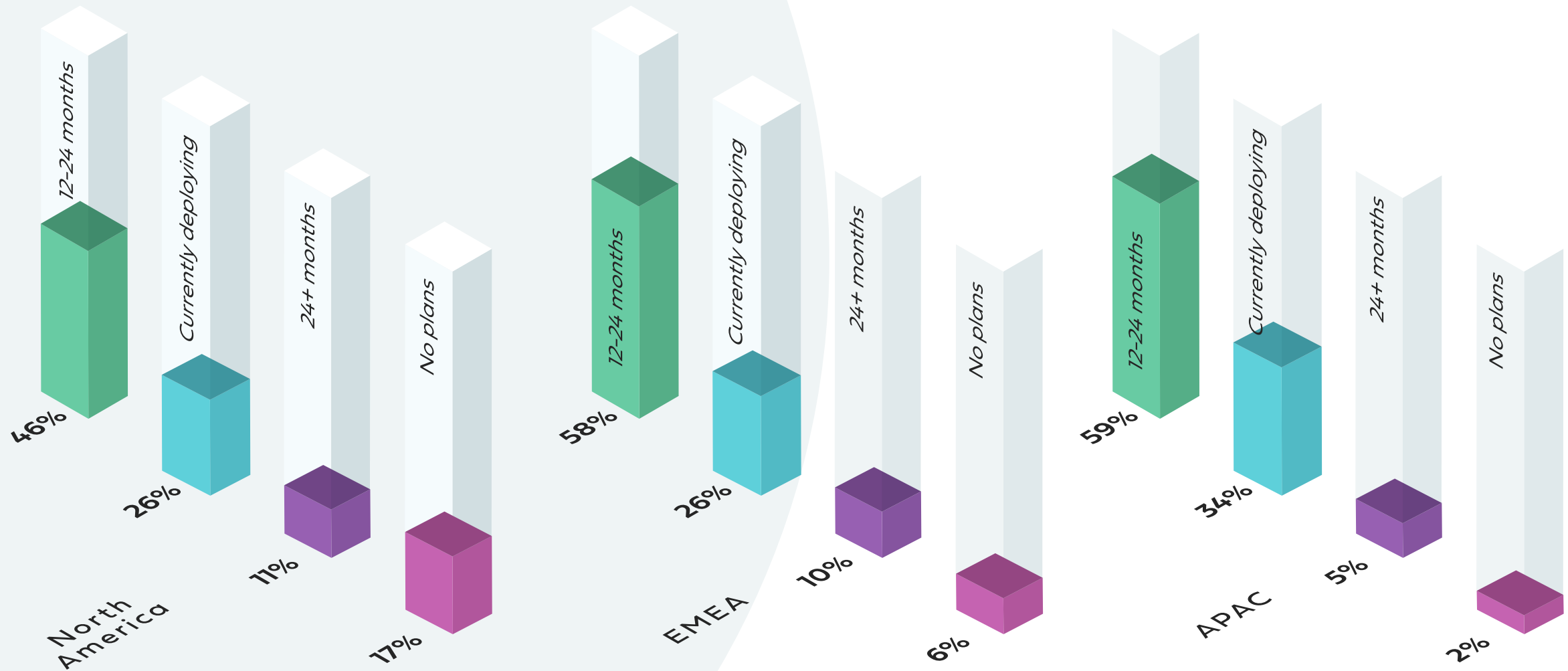
Top Responses	%
Currently deploying	29%
12-24 months	55%
24+ months	10%
No plans or not familiar with the term	6%
Total Responses	1,339

SASE, and the fusion of SD-WAN with security, has been top-of-mind for many in IT. The WAN decision increasingly integrates security planning.

In a very short time, SASE has become a well-known acronym, and 29% state they are currently deploying, with another 55% looking at deployments in 12-24 months.



Geographic Breakdown 2021



Legend

12-24 months 24+ months Currently deploying

No plans or not familiar with the term

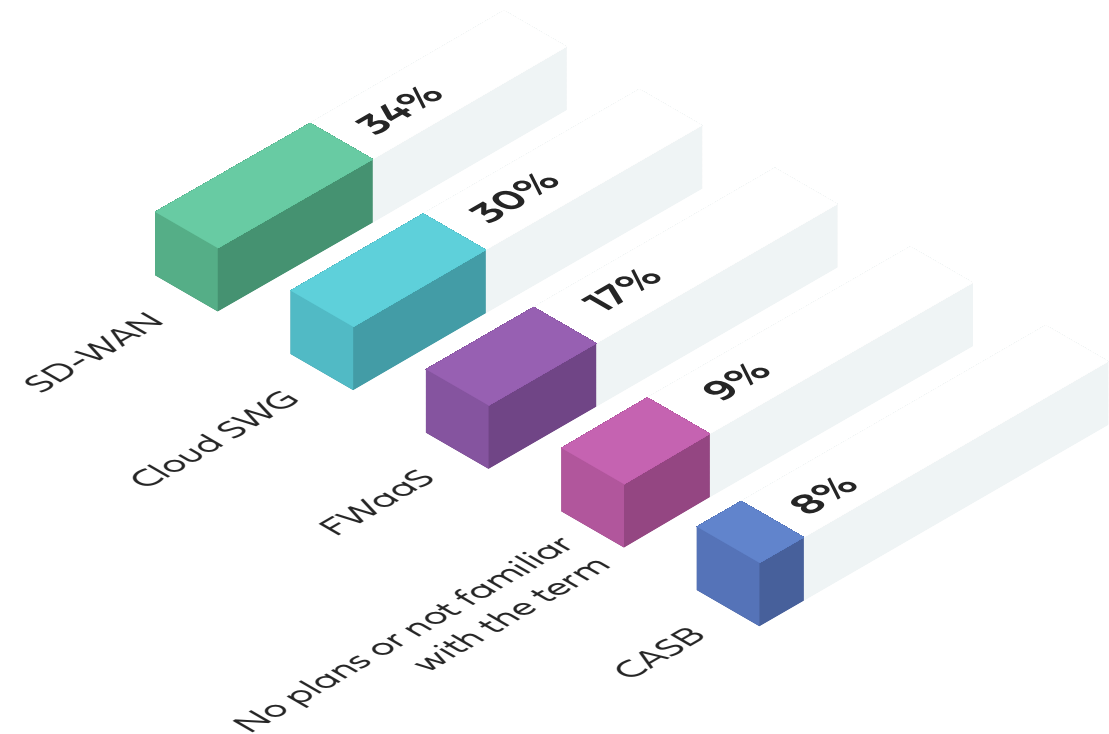
SASE Capabilities

What capabilities are core to your SASE architecture expectations?

Top Five Responses	%
SD-WAN	34%
Cloud SWG	30%
FWaaS	17%
No plans or not familiar with the term	9%
CASB	8%
Total Responses	1,334

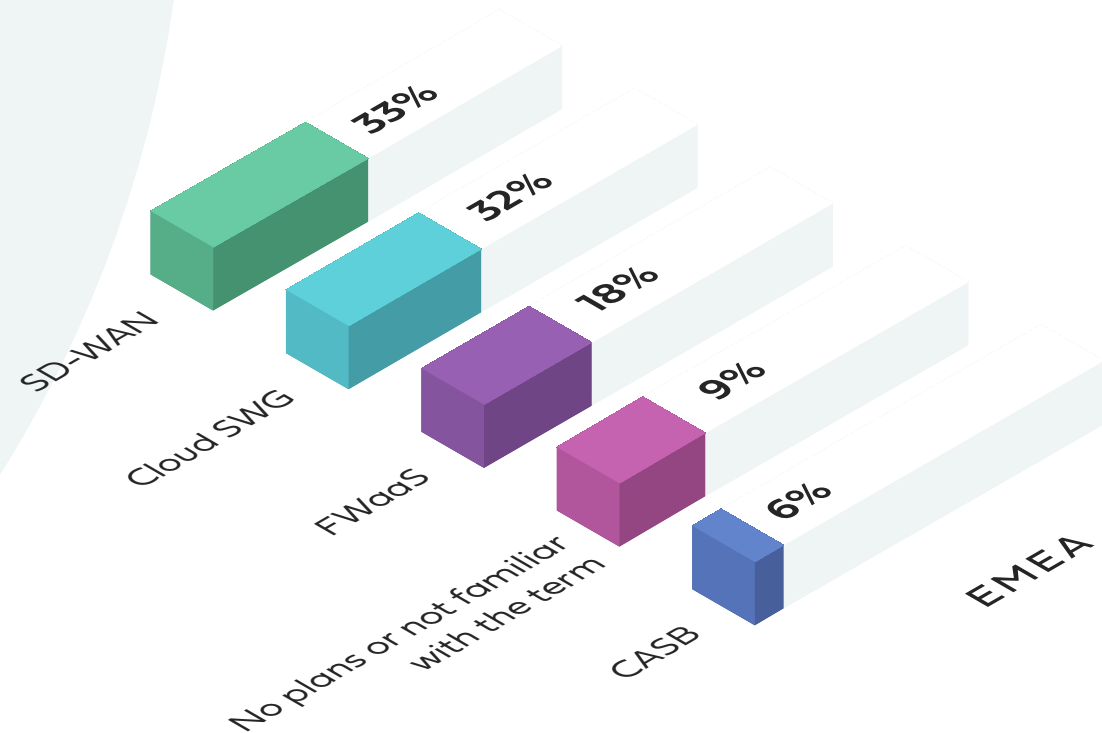
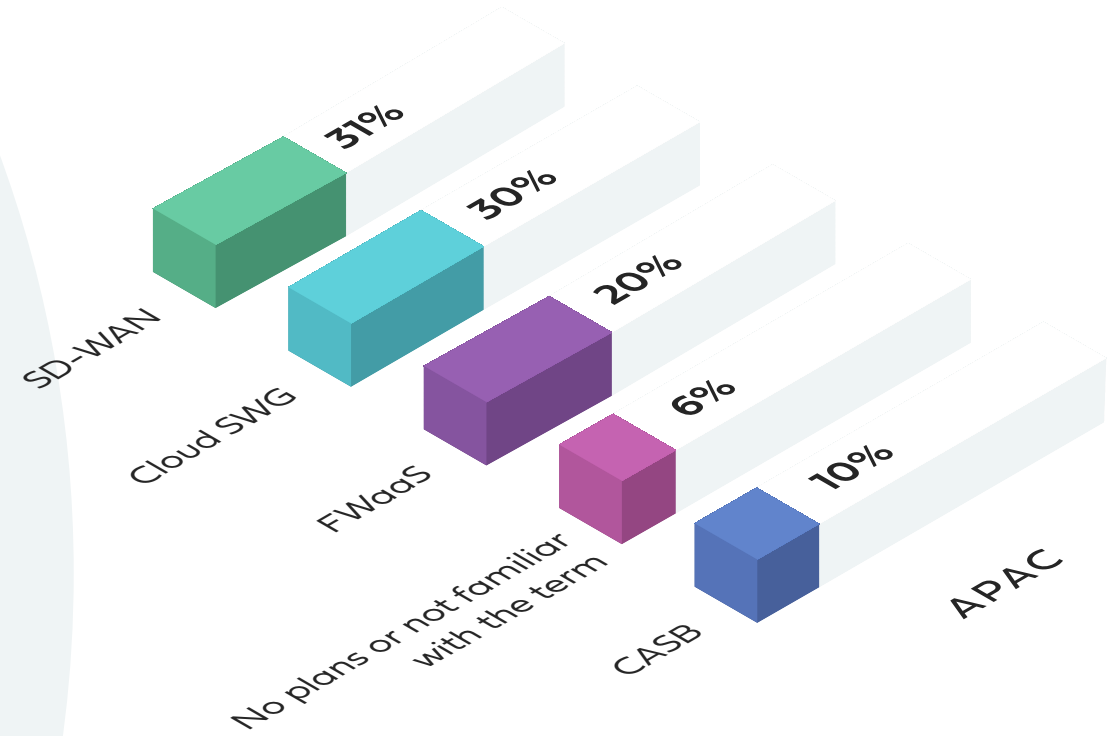
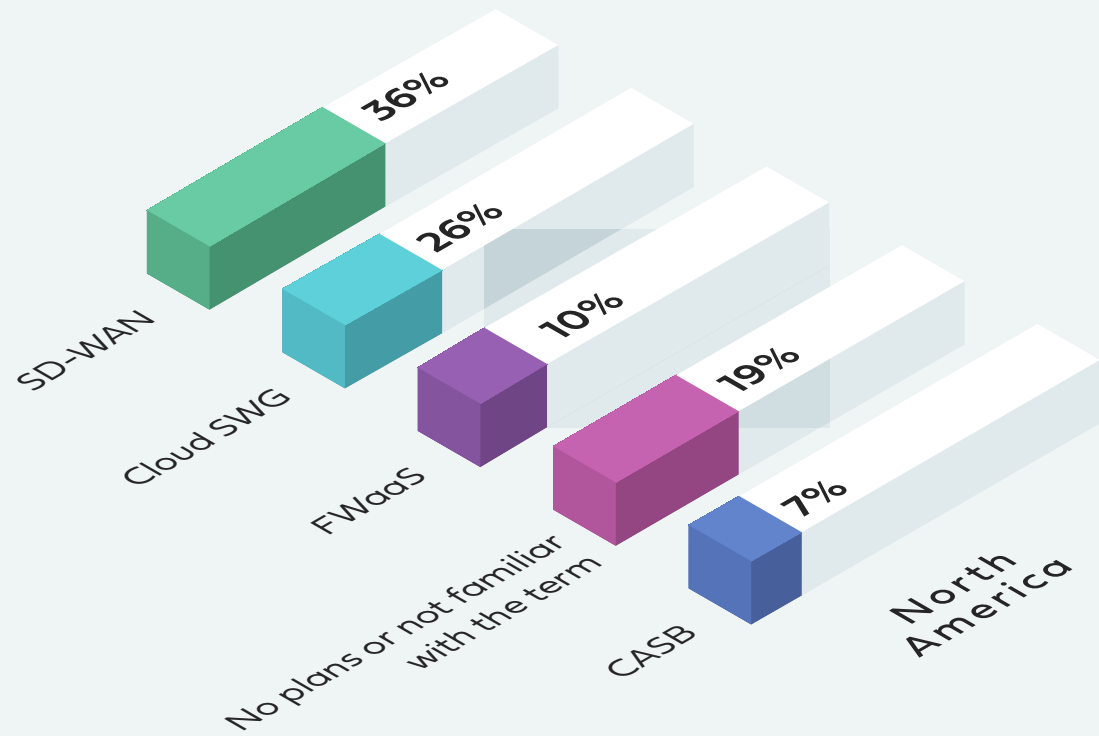
**Respondents chose all that apply*

For requested capabilities, it isn't surprising that 34% identify SD-WAN connectivity as key, a SASE fundamental feature.



The survey also included:
 ZTNA (2%)

Geographic Breakdown 2021



2.iv

Brexit Impact

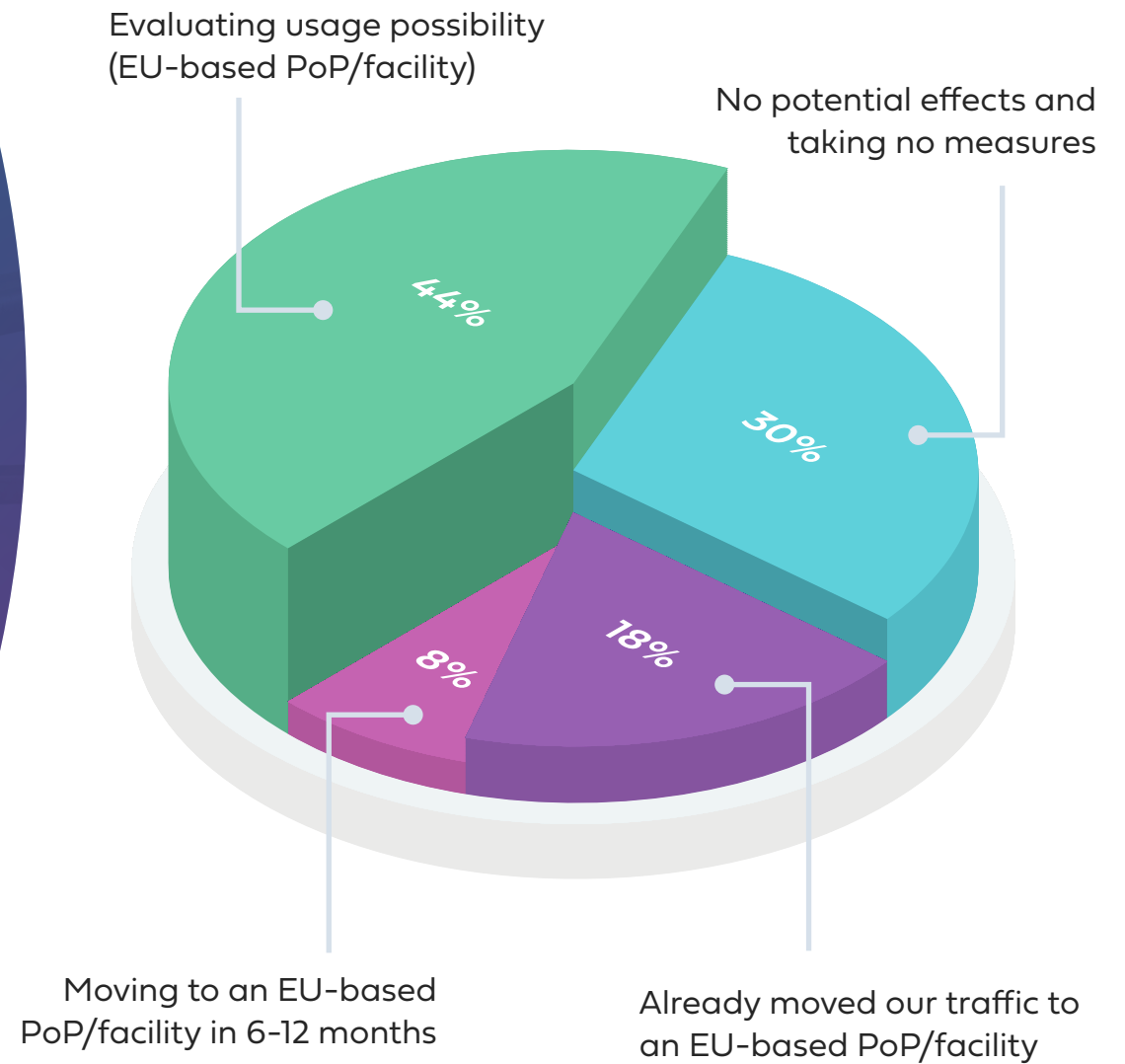
We asked about Brexit for the first time, and how it is influencing planning. Forty-four percent are evaluating use of an EU-based PoP, 18% have already transitioned, and at a global level, 30% see no impact. Regionally, EMEA of course is further along, but APAC also shows more impact than North America.

Brexit Plans

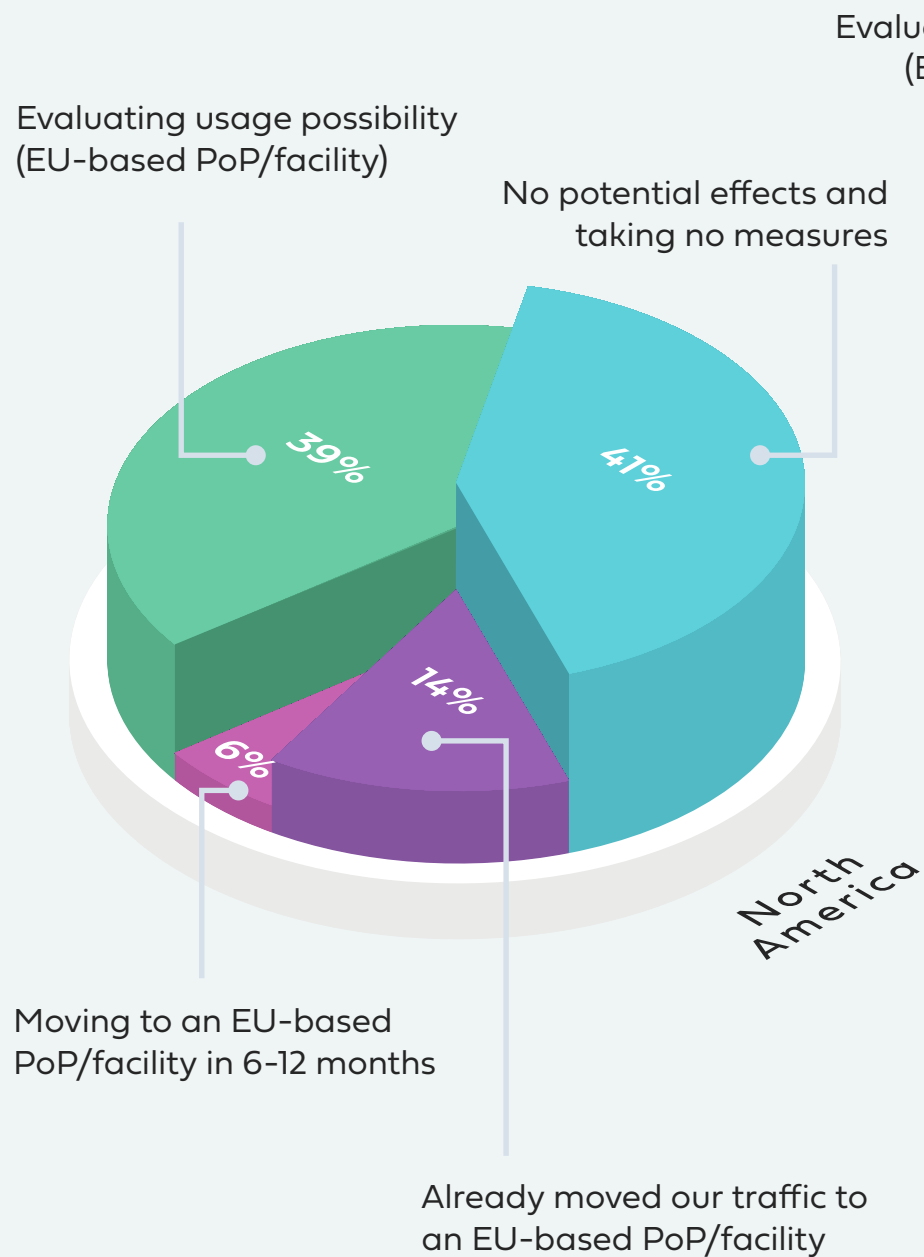
If relevant, what are your plans and preparations to adapt to the post-Brexit landscape?

Top Responses	%
Evaluating usage possibility (EU-based PoP/facility)	44%
No potential effects and taking no measures	30%
Already moved our traffic to an EU-based PoP/facility	18%
Moving to an EU-based PoP/facility in 6-12 months	8%
Total Responses	1,342

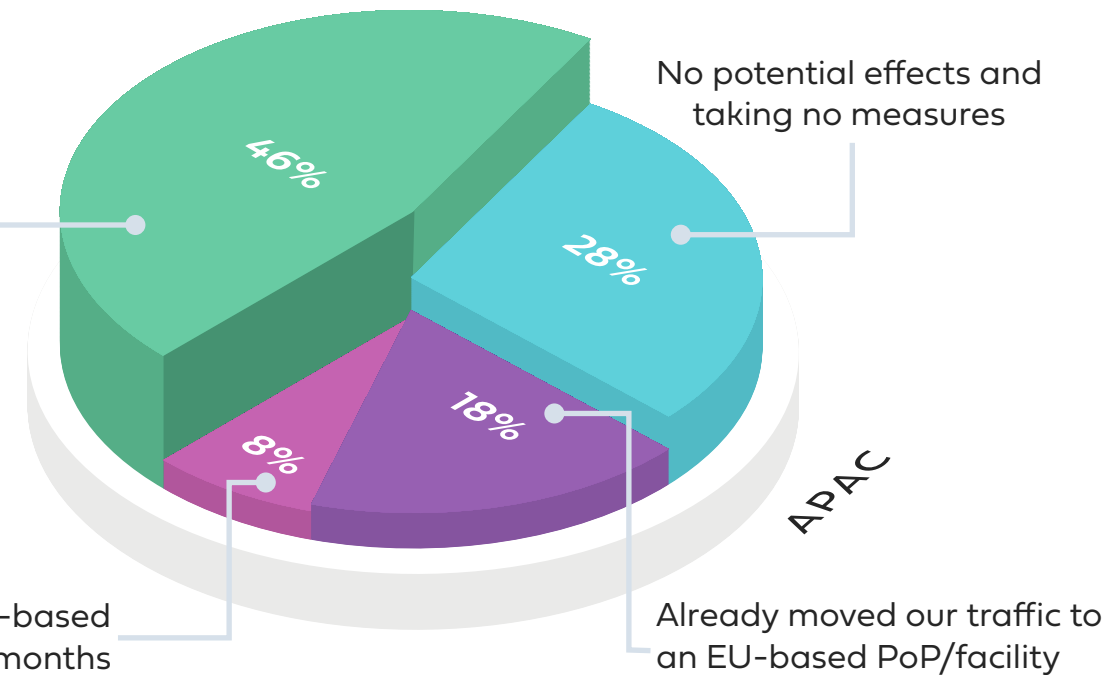
Brexit impacts both connectivity and where enterprises consume managed services.



Geographic Breakdown 2021

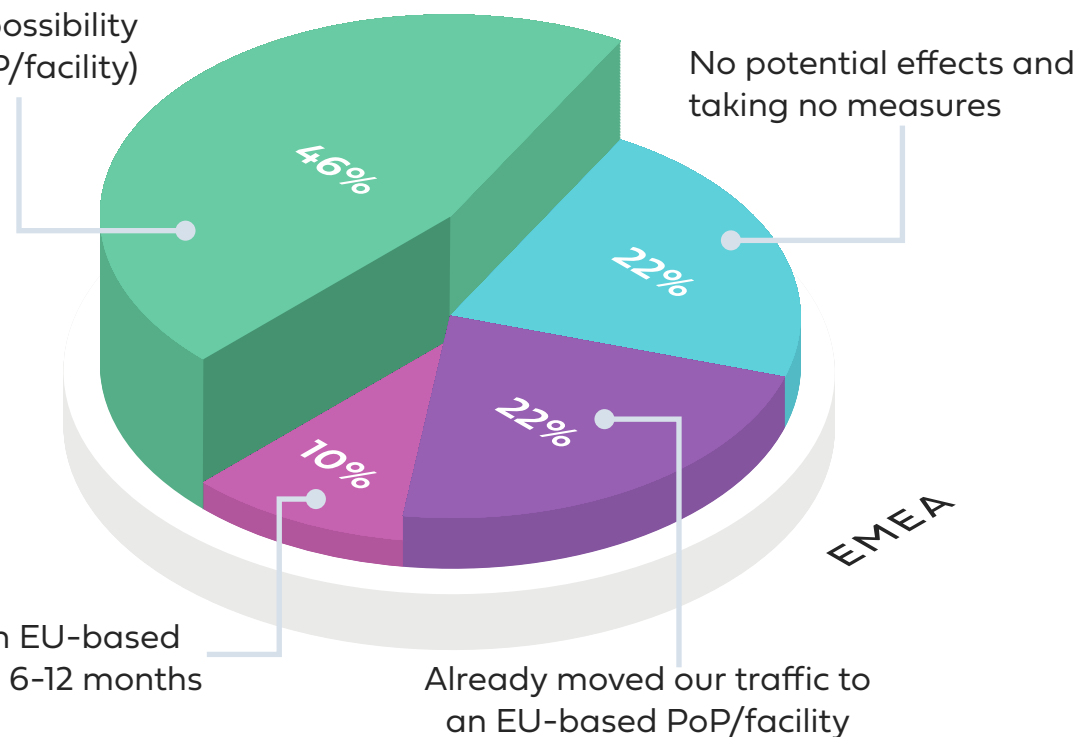


Evaluating usage possibility (EU-based PoP/facility)



Moving to an EU-based PoP/facility in 6-12 months

Evaluating usage possibility (EU-based PoP/facility)



Moving to an EU-based PoP/facility in 6-12 months

Already moved our traffic to an EU-based PoP/facility

3

How They Plan to Get There: IT Plans for WAN Transformation

- How will they address their investment plans and what approach will they take?
- They increasingly look to managed services with a decrease in identified barriers, though expect some deployment delays on the back of tactical pandemic issues.
- Some drivers for transformation include application performance and MPLS migration.

3.i

Drivers for Transformation

There are many drivers for WAN transformation, but a common theme in most of the responses is application performance, creating an environment that delivers enhanced productivity on a global basis irrespective of location.

This requires a true end-to-end managed service with transparent SLAs. On a more tactical level, MPLS contract expiration or augmentation is also a catalyst for change.

Drivers for SD-WAN

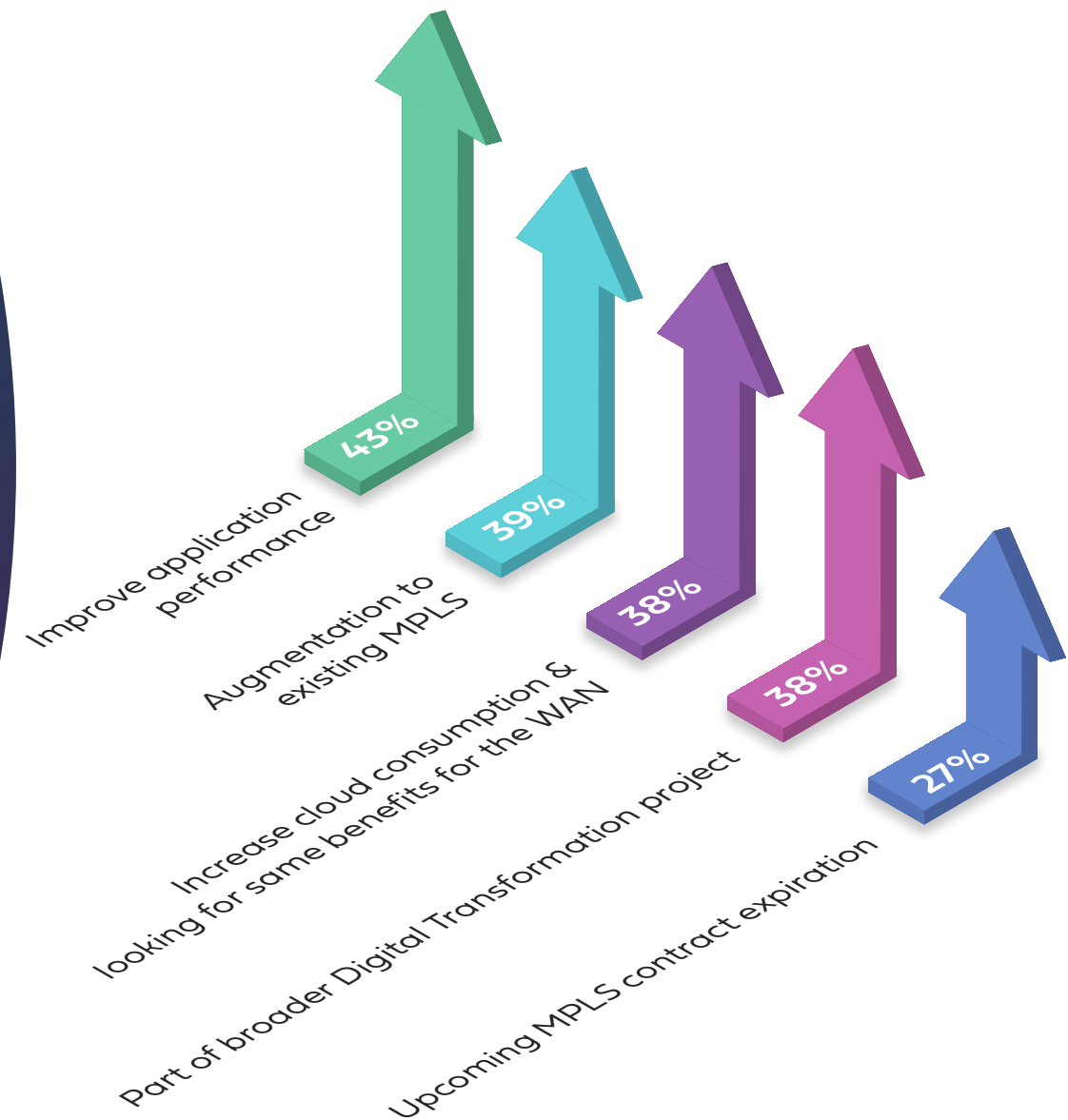
What are the primary drivers to move to an evolved WAN (SD-WAN) solution?

Top Five Responses	%
Improve application performance	43%
Augmentation to existing MPLS	39%
Increase cloud consumption & looking for same benefits for the WAN	38%
Part of broader Digital Transformation project	38%
Upcoming MPLS contract expiration	27%
Total Responses	1,352

**Respondents chose all that apply*

Why are enterprises looking at a WAN refresh and SD-WAN? Application performance is still #1 at 43%, followed in an increase in cloud consumption or digital transformation initiatives, both at 38%.

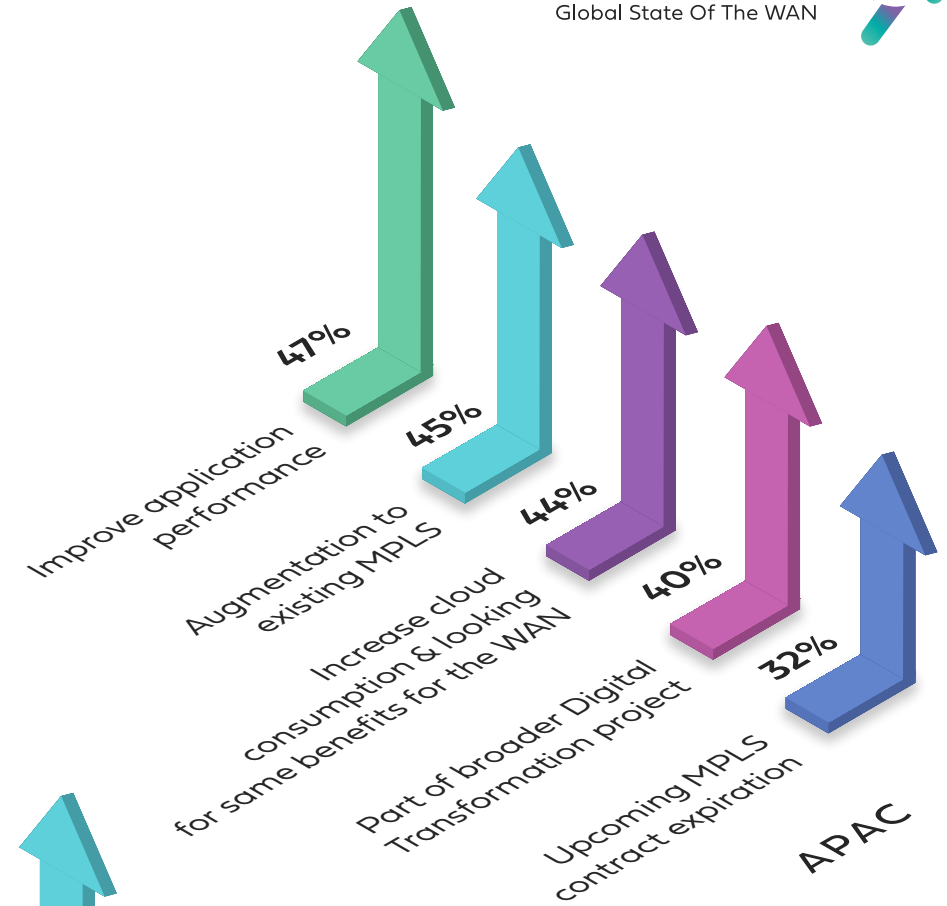
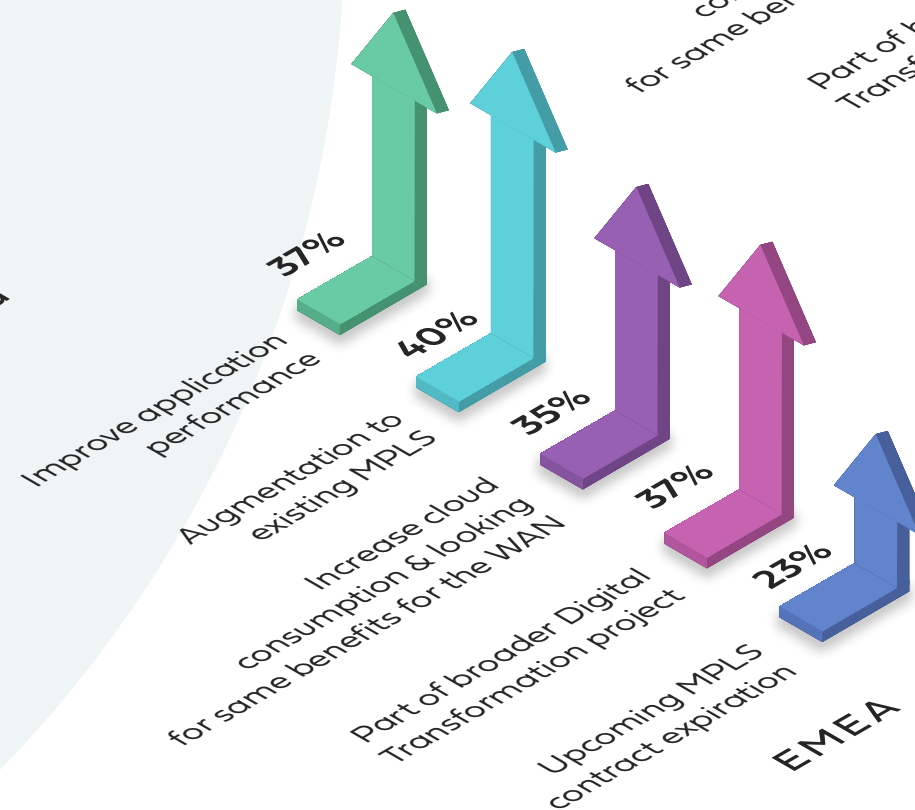
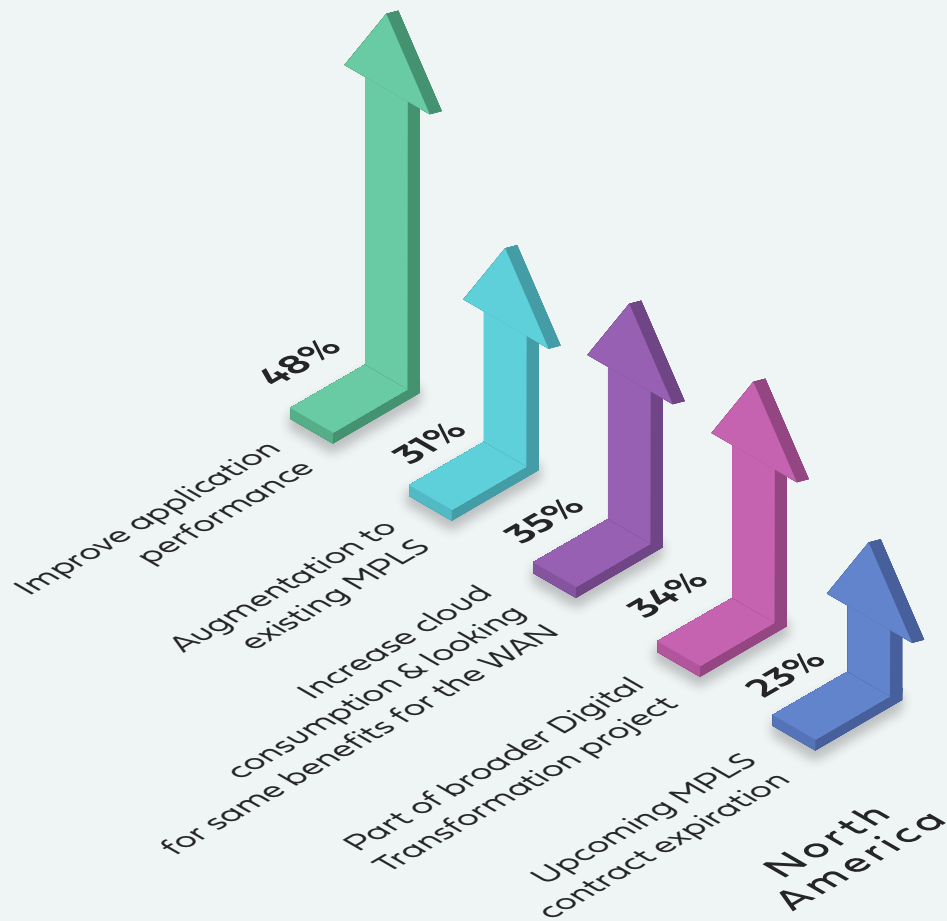
But another major driver is MPLS expiration at 27% or the desire to augment it with other WAN options at 39%.



The survey also included:

Reduce complexity (20%)

Geographic Breakdown 2021



MPLS Plans

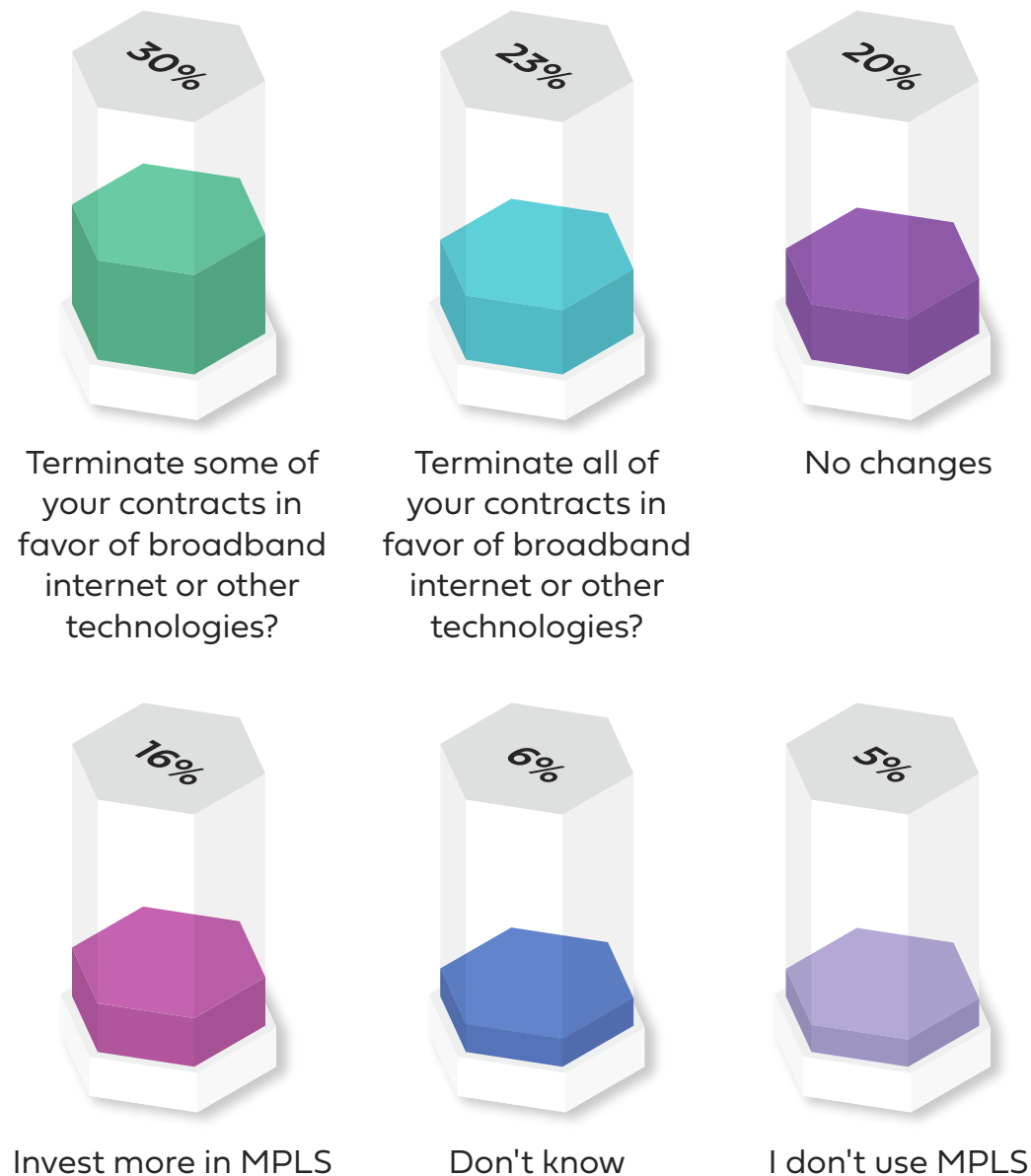
If you have MPLS deployed, do you intend to do any of the following in the next 12 months?

Responses	%
Terminate some of your contracts in favor of broadband internet or other technologies?	30%
Terminate all of your contracts in favor of broadband internet or other technologies?	23%
No changes	20%
Invest more in MPLS	16%
Don't know	6%
I don't use MPLS	5%


Total Responses 1,348

Following the trend from MPLS, over 50% will transition, with 24% terminating all at expiration and 30% terminating some.

Only 16% plan to invest more.



Geographic Breakdown 2021



Legend

- Terminate some of your contracts in favor of broadband internet or other technologies?
- Terminate all of your contracts in favor of broadband internet or other technologies?
- No changes
- Invest more in MPLS
- Don't know
- I don't use MPLS

3.iii

Managed Services Acceptance

Top Managed Service Requests:

Enterprises are looking ahead to managed offerings, with top asks including application optimization 45%, security 43%, connectivity 39%, and multi-cloud 37%.

Deployment Preferences:

And, for actual deployment, a managed service still reigns supreme, at 71% vs. 18% looking for a DIY solution.

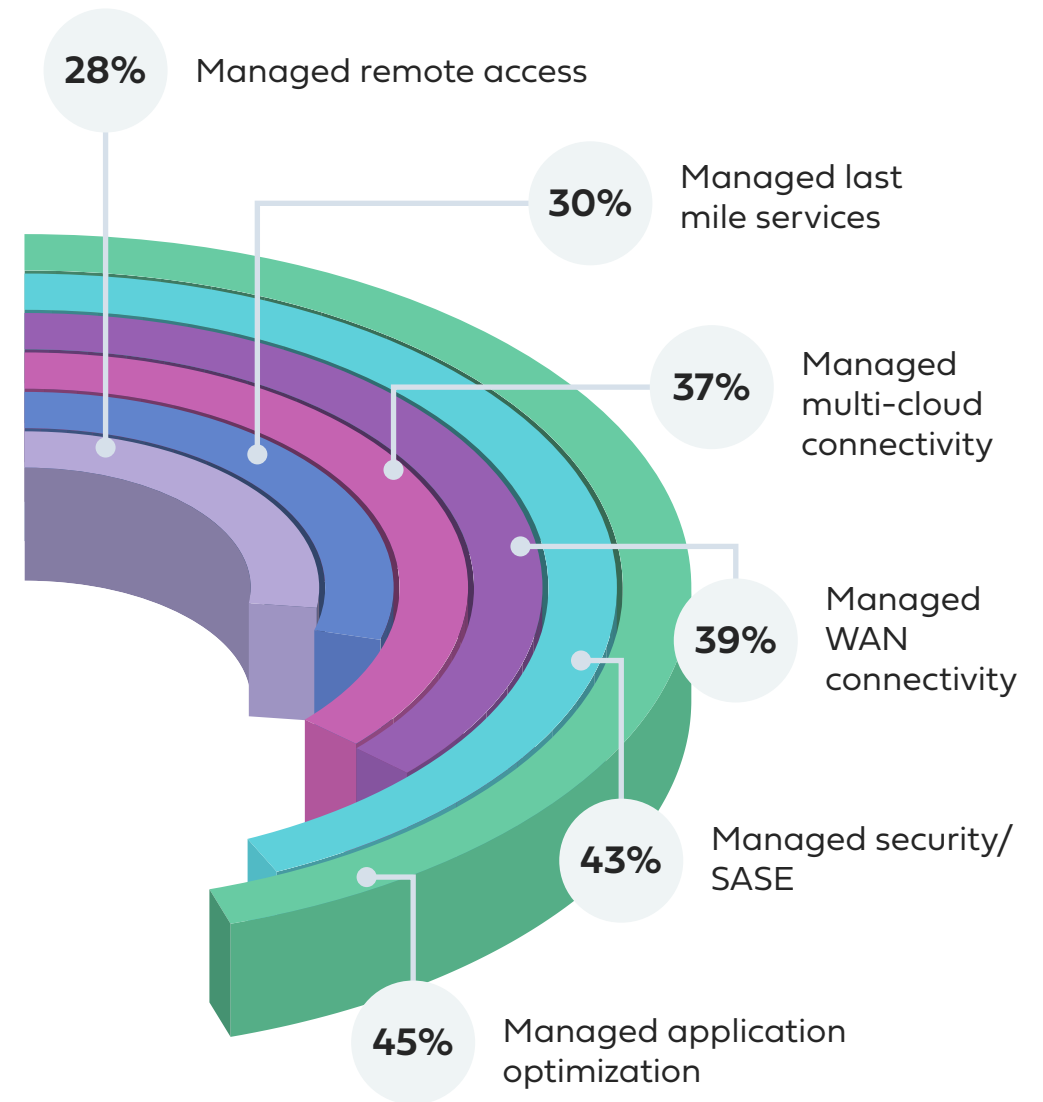
Top Managed Service Requests

Which managed service offerings are important to your organization?

Top Responses	%
Managed application optimization	45%
Managed security / SASE	43%
Managed WAN connectivity	39%
Managed multi-cloud connectivity (multi-cloud fabric)	37%
Managed last mile services	30%
Managed remote access	28%
Total Responses	1,350

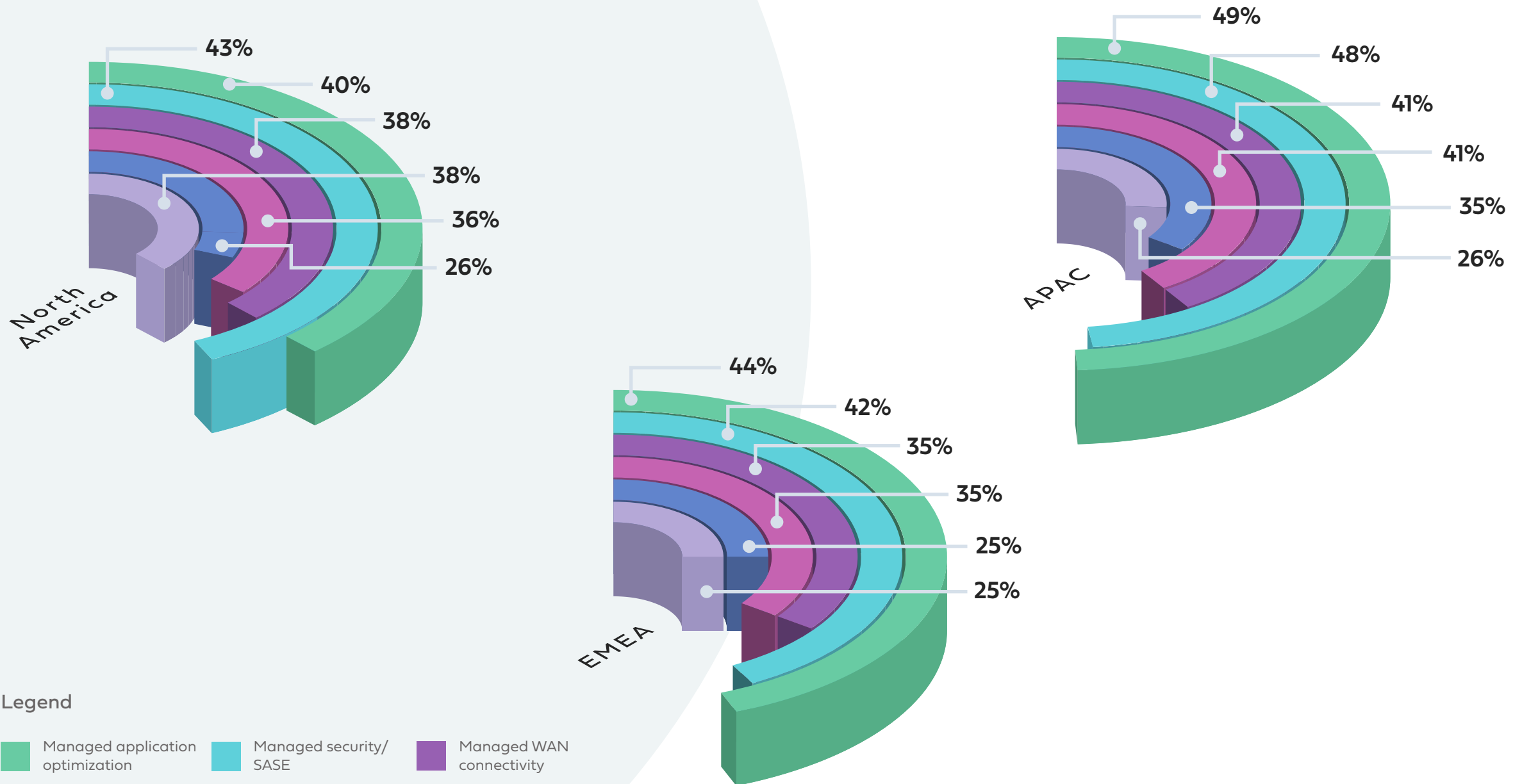
**Respondents chose all that apply*

Requirements highlight the need for a complete offering that integrates networking, security, optimization, and multi-cloud access.



The survey also included:
None of the above (4%)

Geographic Breakdown 2021



Legend

- Managed application optimization
- Managed security/SASE
- Managed WAN connectivity
- Managed multi-cloud connectivity
- Managed last mile services
- Managed remote access

Deployment Preferences

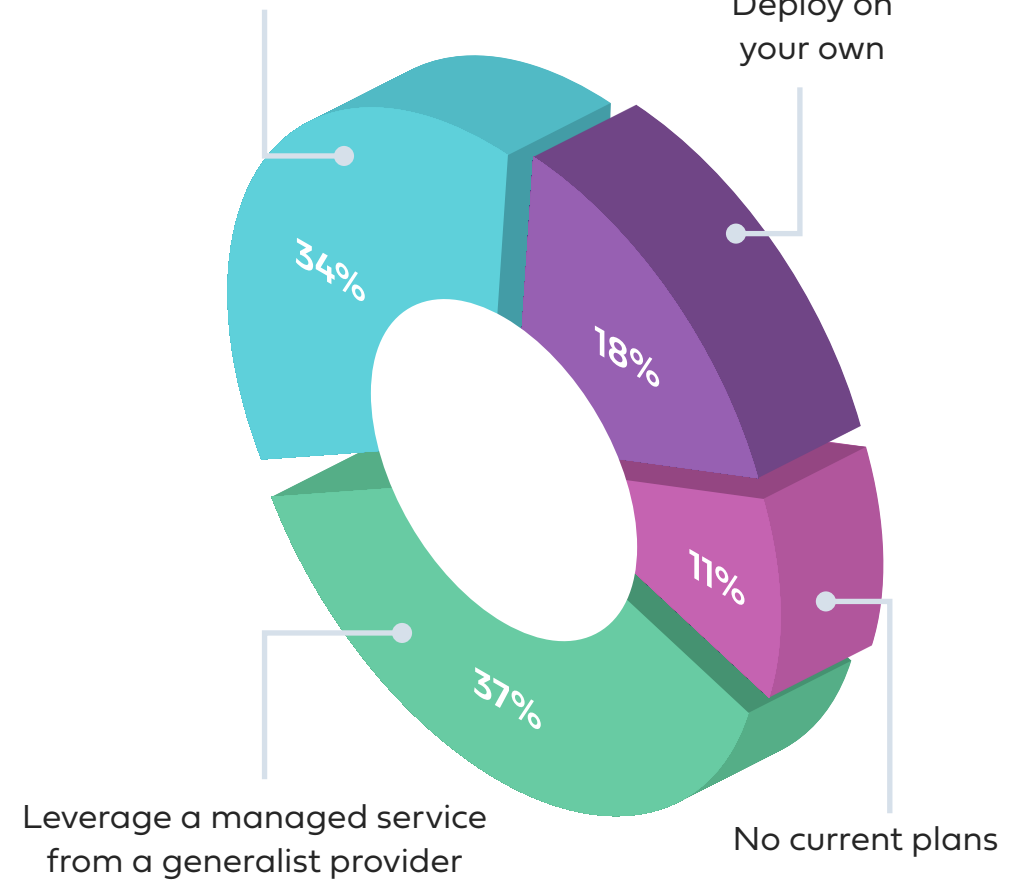
If undergoing a WAN transformation, including SD-WAN/SASE, do you intend to:

Top Responses	%
Leverage a managed service from a generalist provider (telco or MSP)	37%
Leverage a managed service from an integrator/SI with deep sector expertise	34%
Deploy on your own (DIY)	18%
No current plans	11%
Total Responses	1,335

Acceptance of an OPEX-based managed services approach that reduces risk and complexity continues to grow.

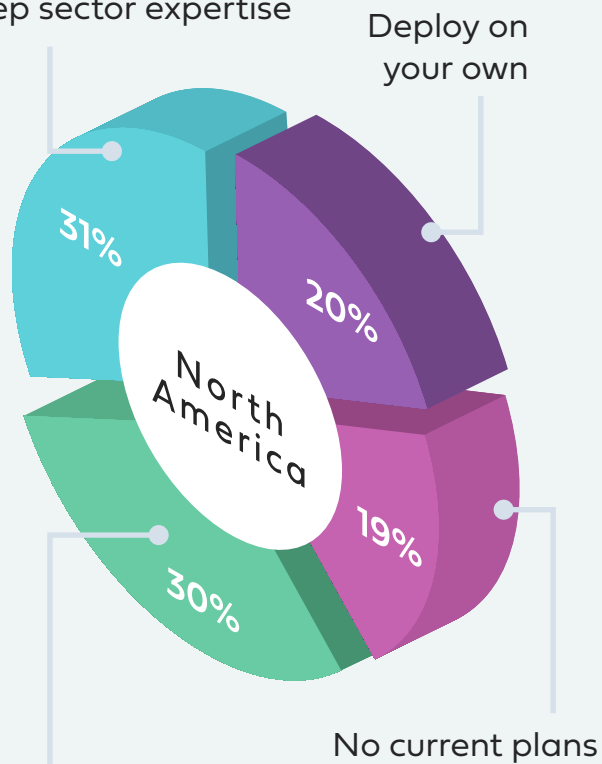
Leverage a managed service from an integrator/SI with deep sector expertise

Deploy on your own



Geographic Breakdown 2021

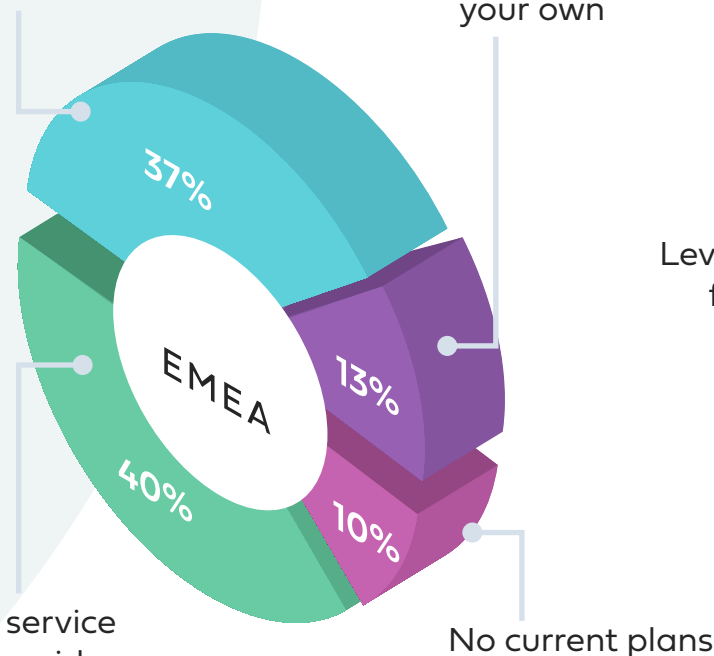
Leverage a managed service from an integrator/SI with deep sector expertise



Leverage a managed service from a generalist provider

Leverage a managed service from a generalist provider

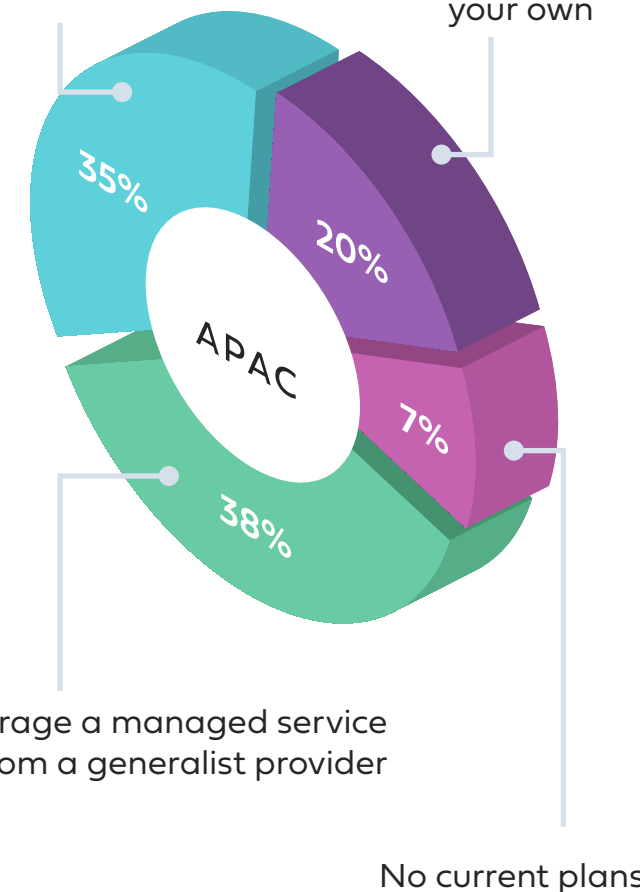
Leverage a managed service from an integrator/SI with deep sector expertise



Leverage a managed service from an integrator/SI with deep sector expertise

Leverage a managed service from a generalist provider

Deploy on your own



3.iii

Deployment Timelines

SD-WAN Buying Cycle:

How close are enterprises to deploying? More are evaluating vendors this year than last (26% vs. 23% in 2020) and have developed a business case (14% vs. 11% in 2020) vs. just evaluating the technology (37%) down from 44% in 2020.

SD-WAN Barriers:

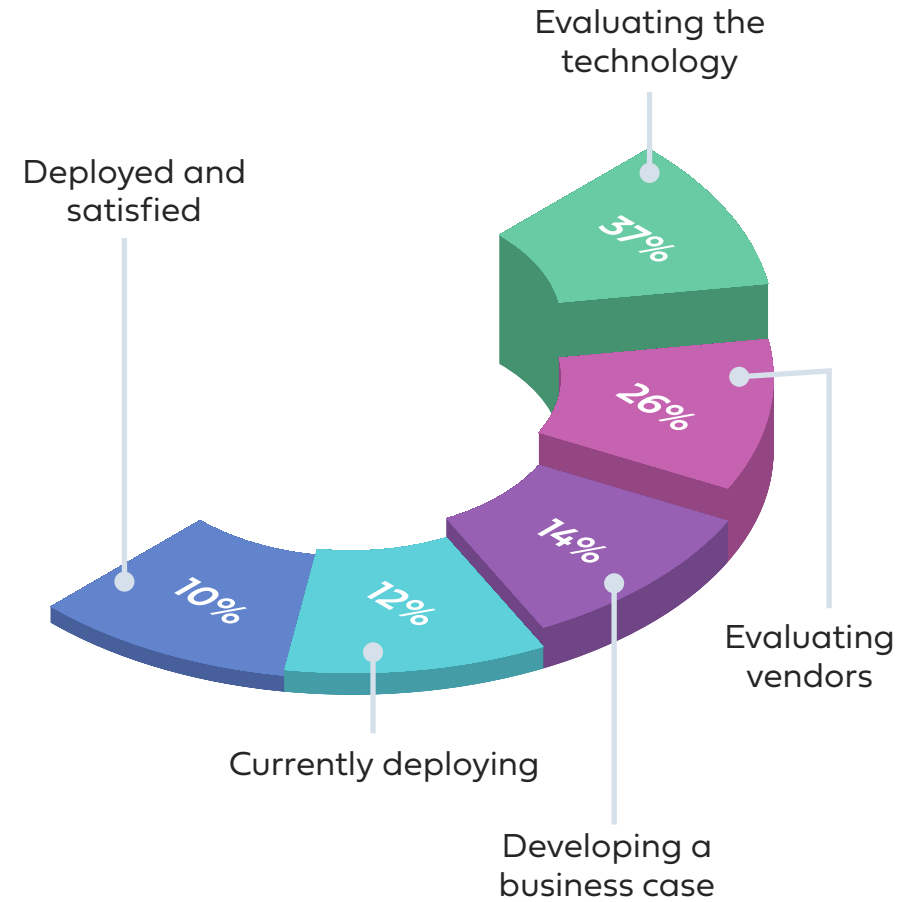
This also tracks a drop in identified barriers, including less anxiety regarding increased spending (28% vs. 35% in 2020), complexity (29% vs. 34% in 2020), application performance (36% vs. 43% in 2020), lack of SLAs (22% vs. 26% in 2020), the newness of the technology (30% vs. 34% in 2020), and lack of skills (33% vs. 40% in 2020).

SD-WAN Buying Cycle

Where are you in your SD-WAN buying cycle today?

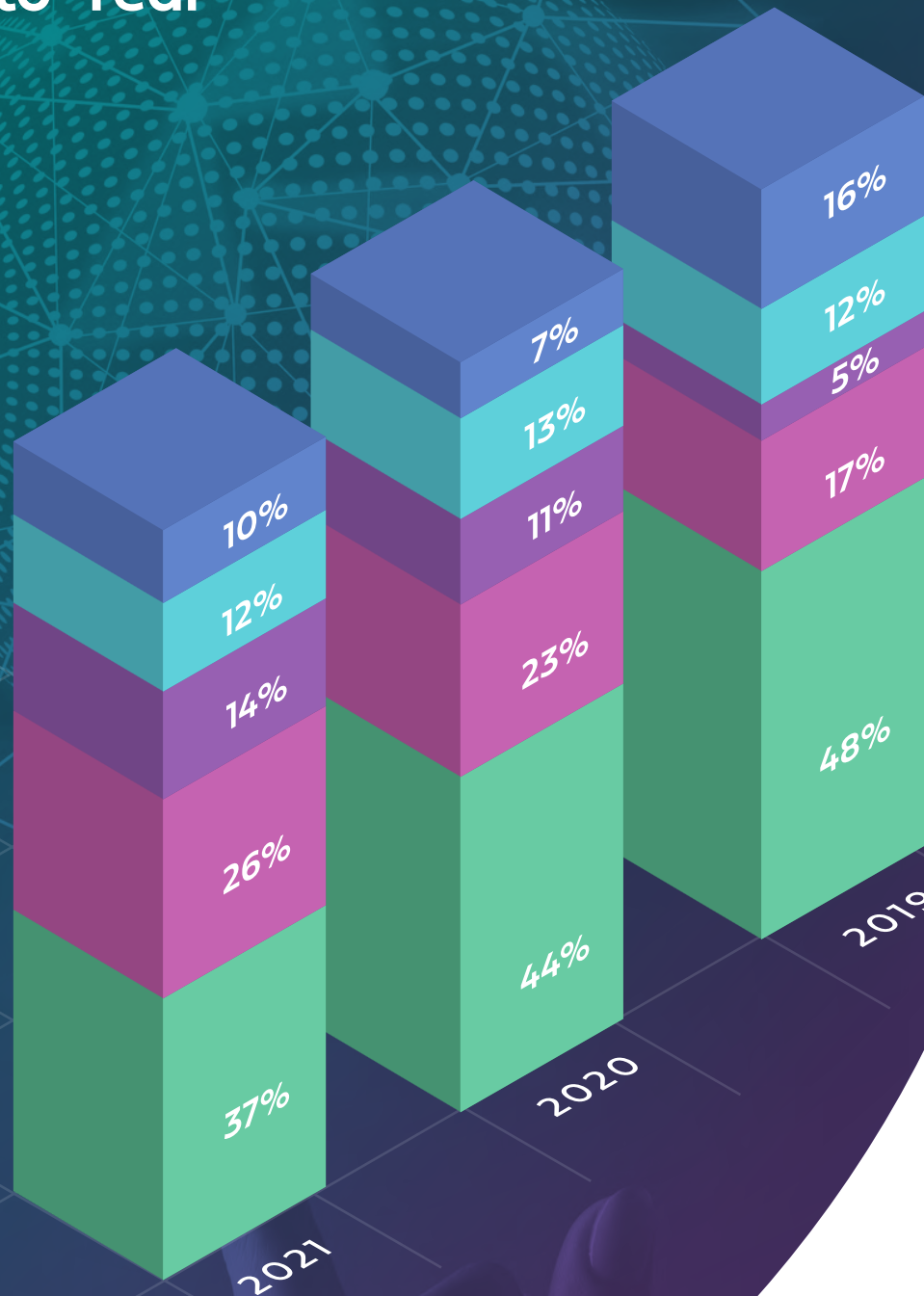
Top Five Responses	%
Evaluating the technology	37%
Evaluating vendors	26%
Developing a business case	14%
Currently deploying	12%
Deployed and satisfied	10%
Total Responses	1,346

The SD-WAN buying cycle is accelerating, irrespective of the investment delays described earlier.



The survey also included:
Deployed but not happy (1%)

Year-to-Year

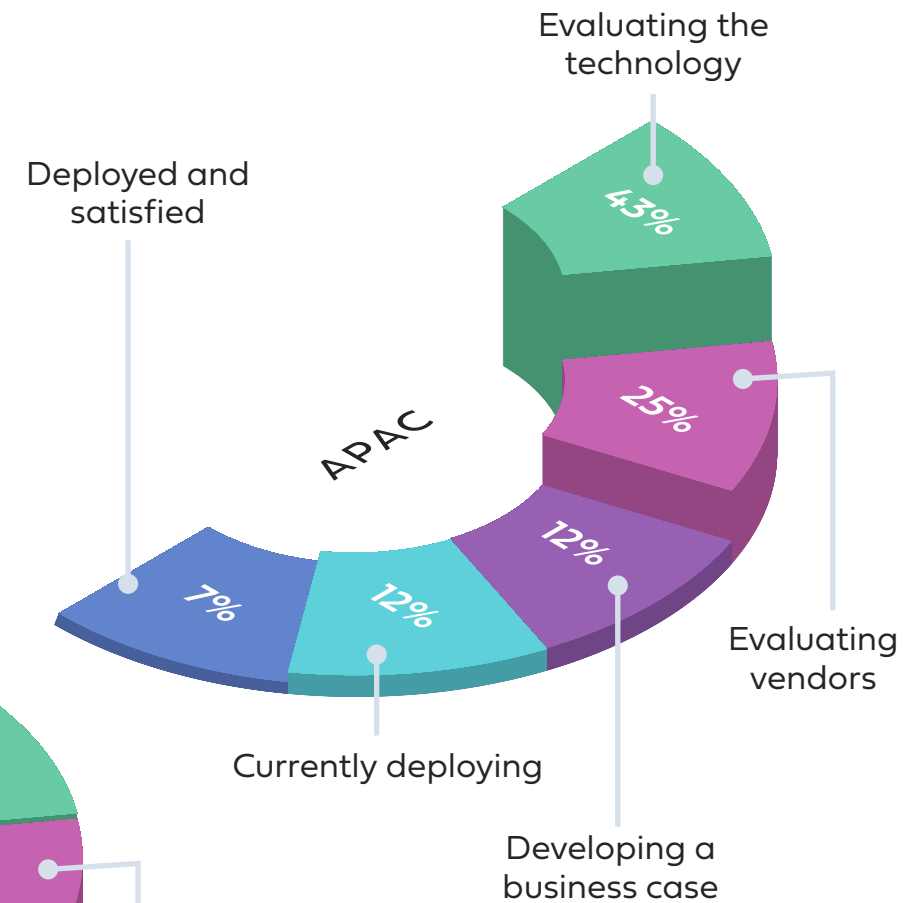
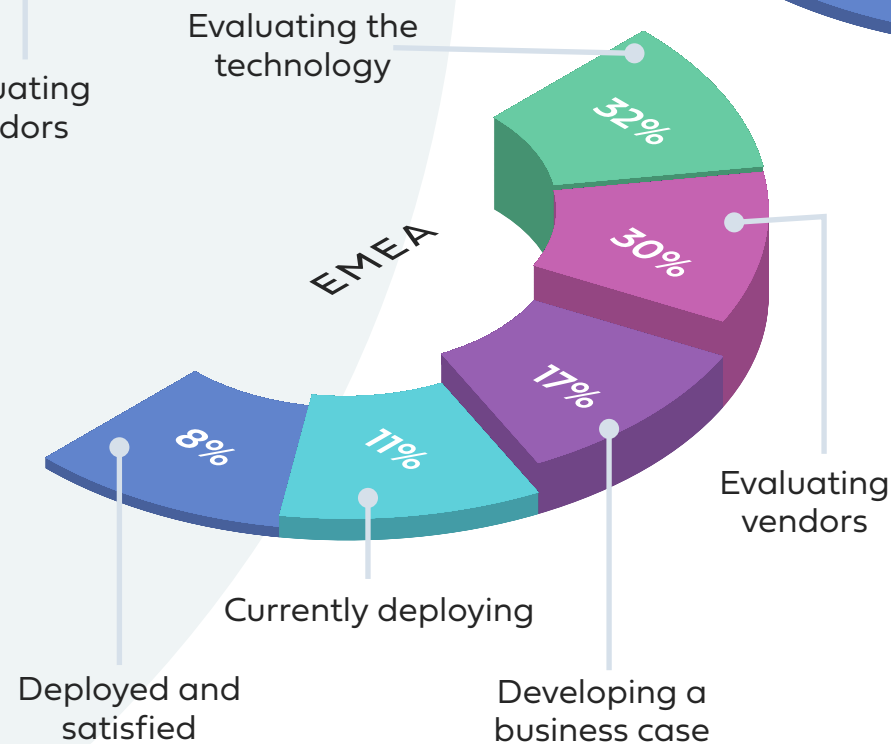
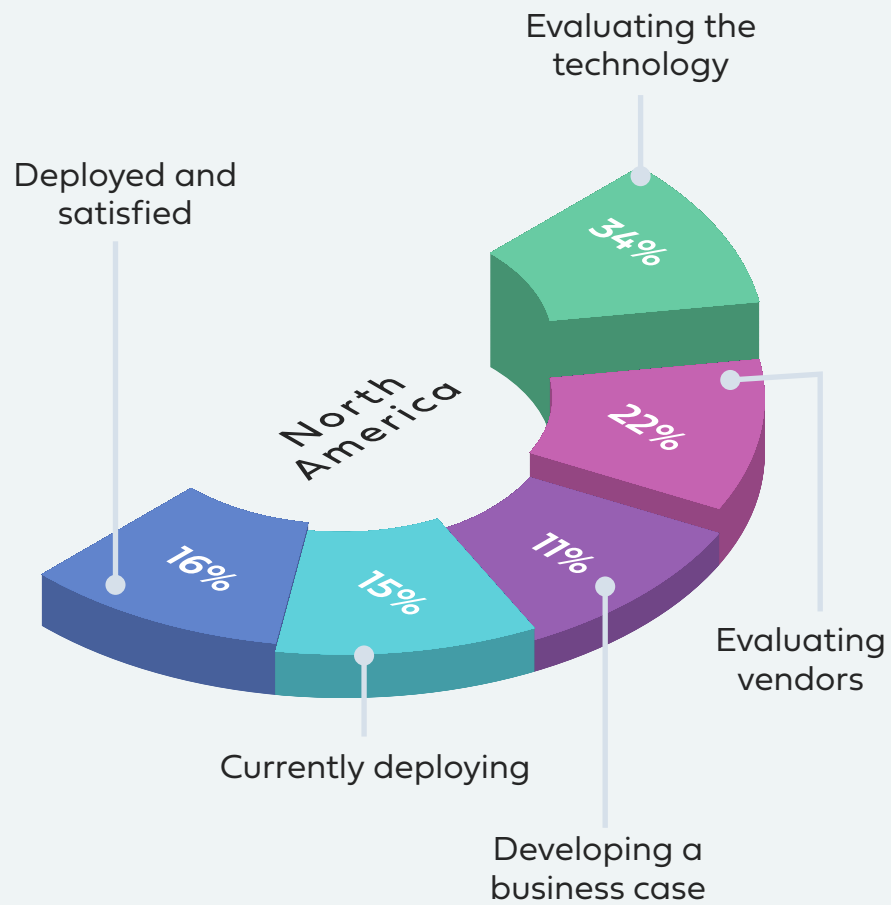


- More enterprises are actively evaluating the vendors, at 26% in 2021, growing from 23% in 2020 and just 17% in 2019.
- This also relates to an increase in those developing a business case, at 14% this year, up from 11% in 2020 and 5% in 2019.
- Correspondingly, those just evaluating the technology dropped to 37% in 2021, down from 44% in 2020 and 48% in 2019.
- Lastly, those deploying are at 12%, down a bit from 13% in 2020 and even with 2019. As noted, the tactical focus in 2020 could be the reason for this.

Legend



Geographic Breakdown 2021



SD-WAN Features

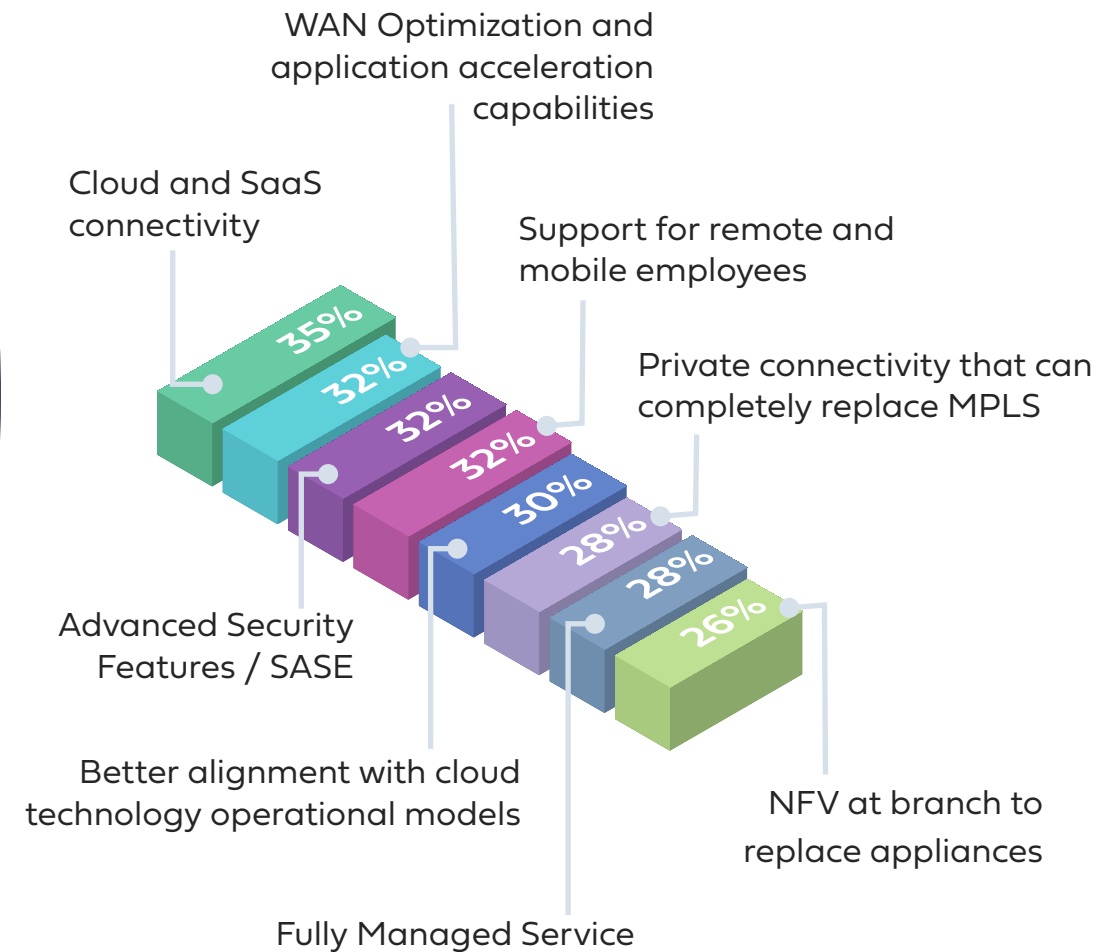
In an ideal world, what features would you want integrated in your SD-WAN solution?

Top Responses	%
Cloud and SaaS connectivity	35%
WAN Optimization and application acceleration capabilities	32%
Advanced Security Features / SASE	32%
Support for remote and mobile employees	32%
Better alignment with cloud technology operational models	30%
Private connectivity that can completely replace MPLS	28%
Fully Managed Service	28%
NFV at branch to replace appliances	26%

Total Responses 1,346

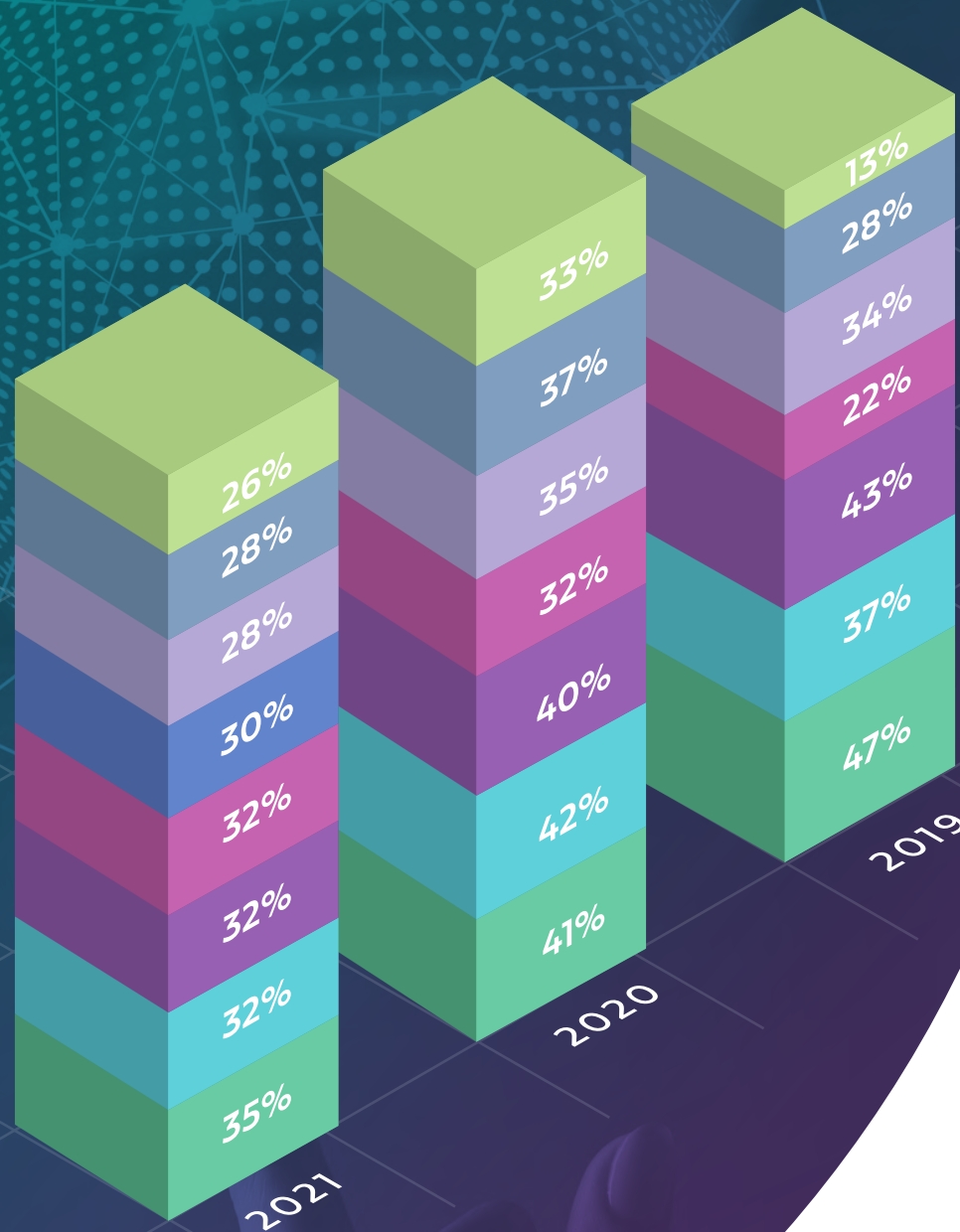
**Respondents chose maximum five responses*

Enterprises are looking for a full set of capabilities, sometimes challenging to implement via a DIY deployment.



The survey also included:
 Routing (22%), QoS (14%), Network and Application Visibility Portal (6%)

Year-to-Year

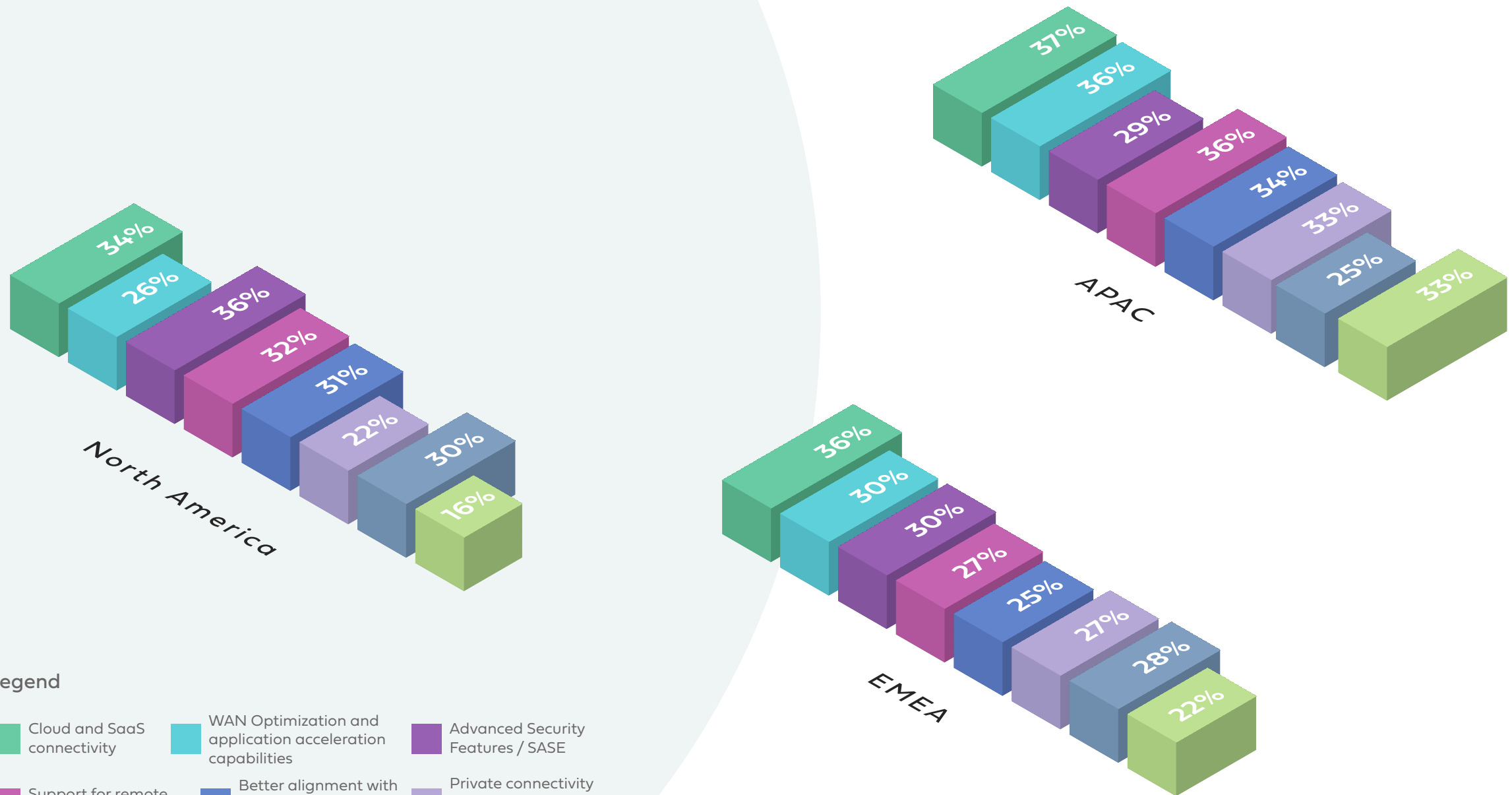


- Overall percentages for features requested experienced a decrease from 2020 to 2021. This tracks shifts in near-term investment priorities, and we believe these both correlate to pandemic-based tactical planning.
- Given the importance of the cloud, it wasn't surprising that cloud and SaaS connectivity are the new #1 at 35%. This is down from 41% in 2020 and 47% in 2019.
- Security clocked in as #2 at 32%, down from 40% in 2020 and 43% in 2019.
- WAN optimization and application acceleration were also at 32%, down from 42% in 2020 and 37% in 2019.
- Picking back up on the cloud, 30% look to better alignment with the cloud consumption model.
- A desire to have private connectivity that can replace MPLS was at 28%, down from 35% in 2020 and 34% in 2019.
- Rounding out the top responses is a fully managed service at 28%, down from 37% in 2020 and equal to 28% in 2019.
- One significant drop was NFV, at 26% this year but down from 33% in 2020.

Legend

- Cloud and SaaS connectivity
- WAN Optimization and application acceleration capabilities
- Advanced Security Features / SASE
- Support for remote and mobile employees
- Better alignment with cloud technology operational models
- Private connectivity that can completely replace MPLS
- Fully Managed Service
- NFV at branch to replace appliances

Geographic Breakdown 2021



Legend

- Cloud and SaaS connectivity
- WAN Optimization and application acceleration capabilities
- Advanced Security Features / SASE
- Support for remote and mobile employees
- Better alignment with cloud technology operational models
- Private connectivity that can completely replace MPLS
- Fully Managed Service
- NFV at branch to replace appliances

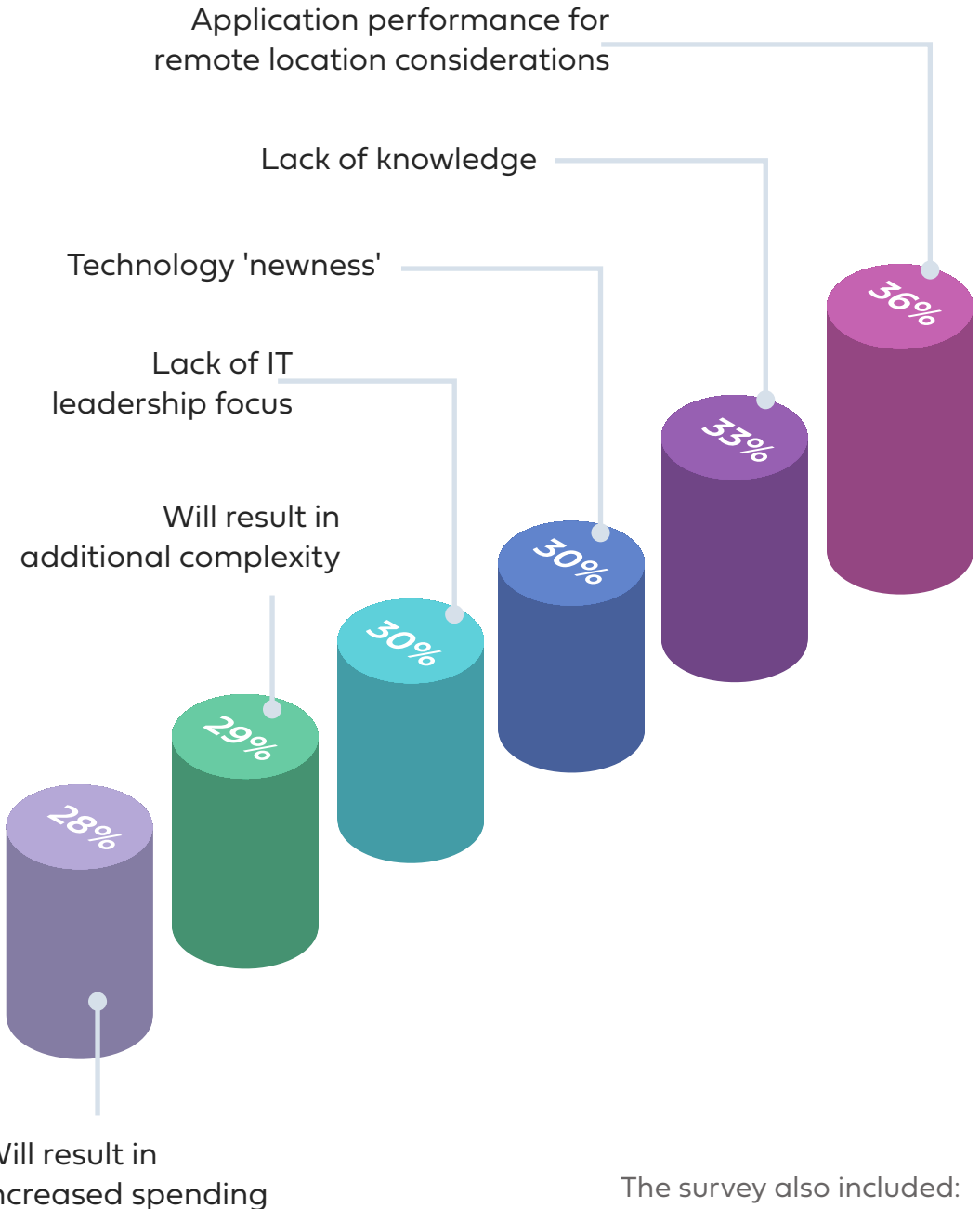
SD-WAN Barriers

What are potential barriers that you see to SD-WAN adoption in your organization?

Top Responses	%
Application performance for remote locations	36%
Lack of knowledge	33%
Technology 'newness'	30%
Lack of IT leadership focus	30%
Will result in additional complexity	29%
Will result in increased spending	28%
Total Responses	1,346

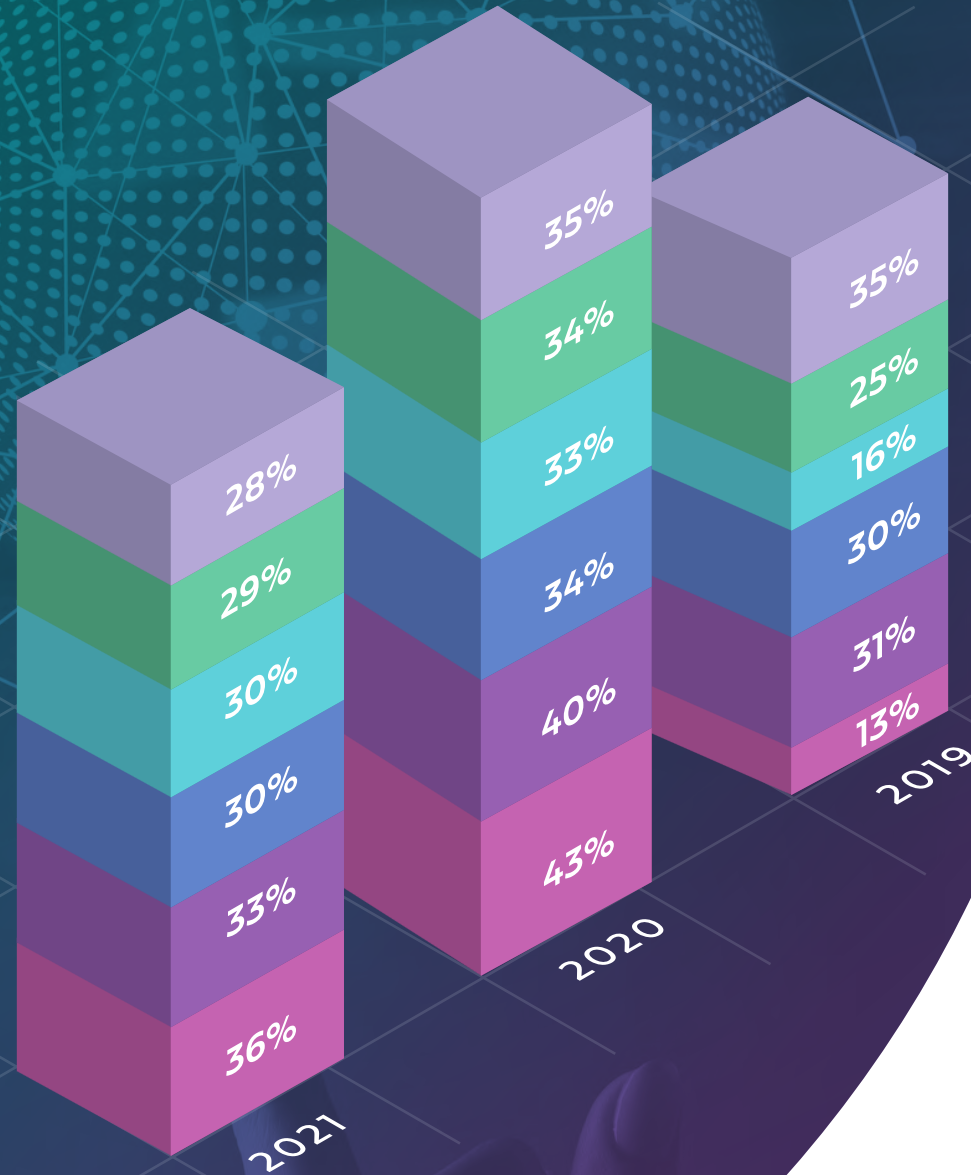
**Respondents chose maximum five responses*

Concerns span issues that can be eliminated via a managed service.



The survey also included:
 Internal politics (27%), Lack of SLAs (22%),
 There are no barriers to adoption (10%)

Year-to-Year

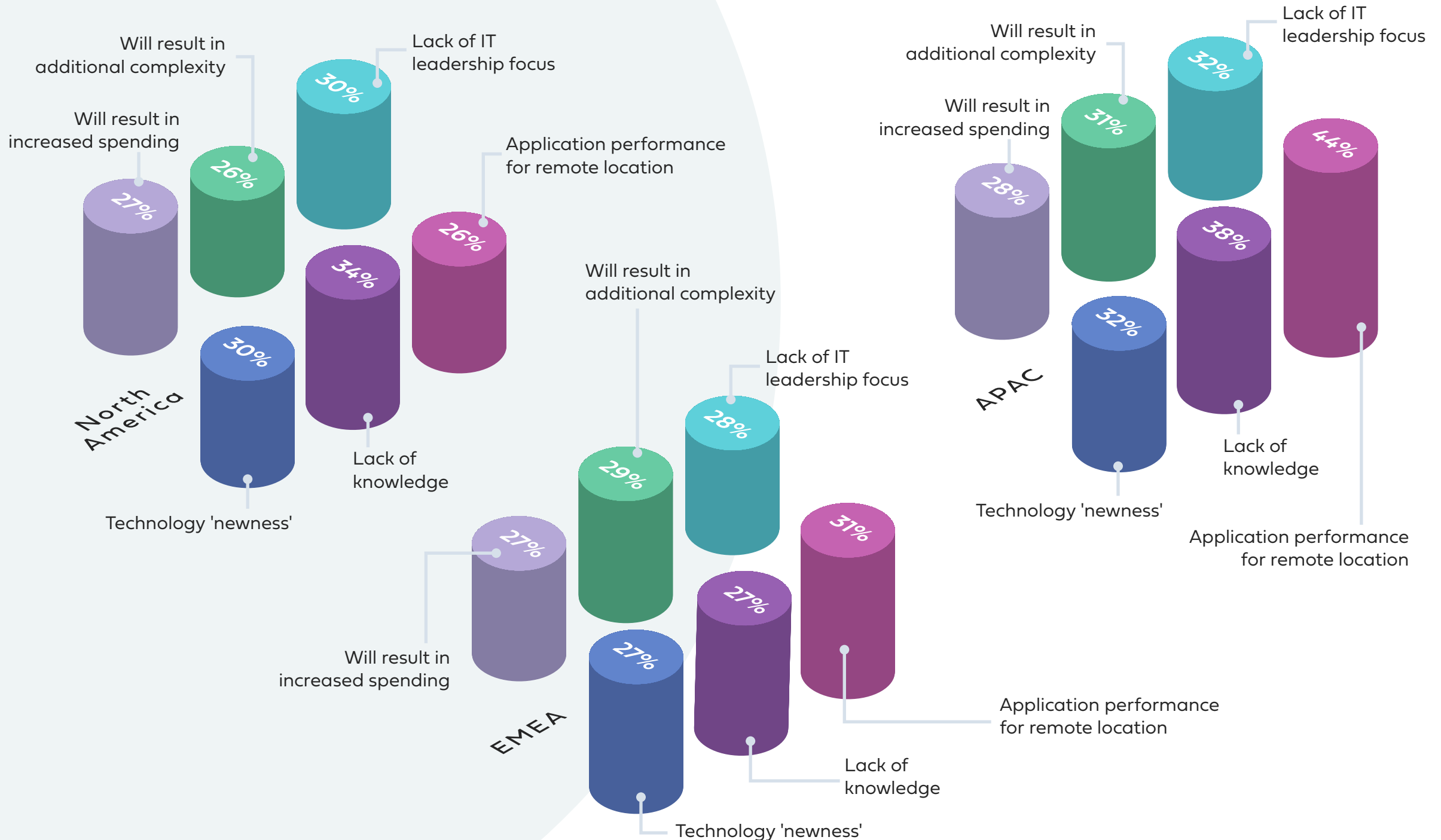


- With an acceleration of the buying cycle, perceived barriers to adoption have decreased compared to 2020.
- Application performance for remote locations is still #1 at 36%, and remember that this maps to IT's prime challenge. This was at 43% in 2020 and only 13% in 2019.
- This speaks to the need for end-to-end performance SLAs.
- Lack of knowledge is still #2 at 33%, but down from 40% in 2020 and 31% in 2019.
- Technology 'newness' is at 30%, down from 34% in 2020 and 30% in 2019.
- At 30% is lack of IT leadership focus, but down from 33% in 2020 and up from 16% in 2019.
- Rounding out the top responses are complexity and spending, at 29% and 28% respectively.

Legend

- Application performance for remote location
- Lack of knowledge
- Technology 'newness'
- Lack of IT leadership focus
- Will result in additional complexity
- Will result in increased spending

Geographic Breakdown 2021



3.iv

Security Approaches

Drilling down into security, over 50% prefer a solution that includes both their WAN vendor and security specialists in comparison to 25% of respondents who are looking to leverage a single vendor for both, while just 12% plan to rely on their security vendor to provide all WAN components.

And, respondents prefer security delivered in the cloud (43%) vs. the edge (27%), but this demonstrates the need for both options.

SASE Deployment Approach

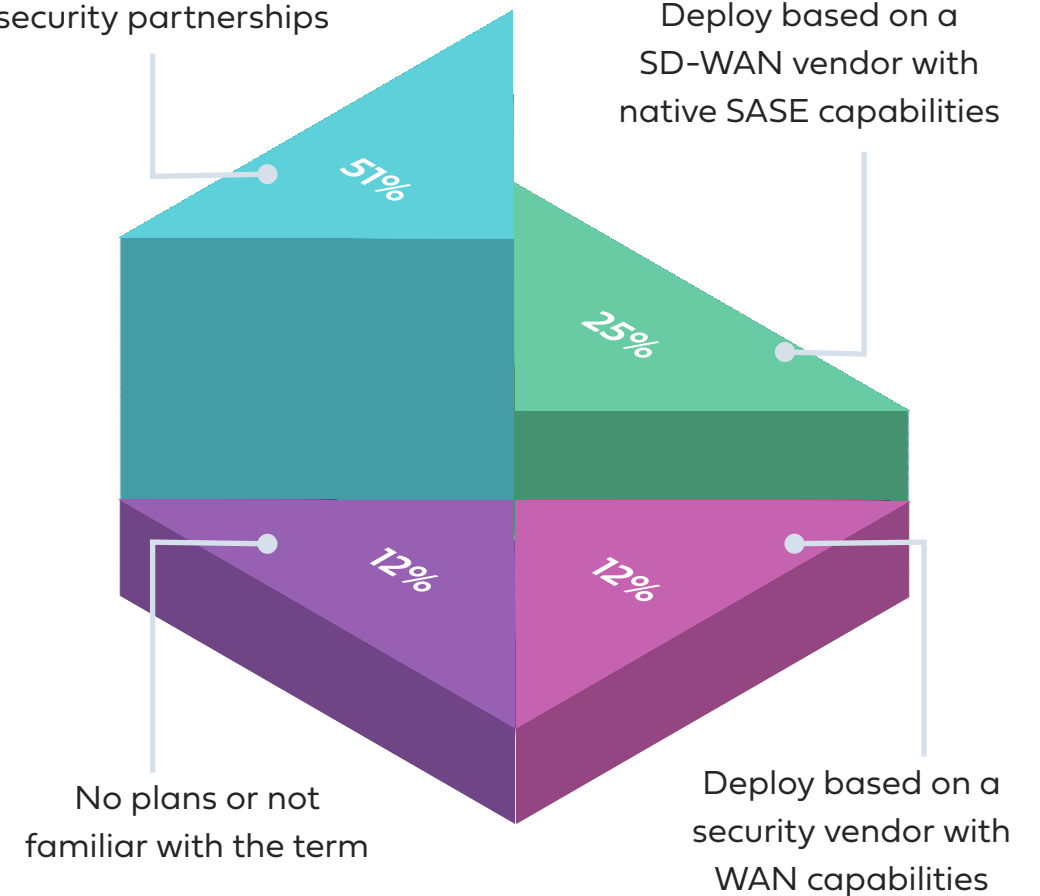
If deploying a SASE architecture, what approach will you use?

Top Responses	%
Deploy based on a SD-WAN vendor with security partnerships	51%
Deploy based on a SD-WAN vendor with native SASE capabilities	25%
Deploy based on a security vendor with WAN capabilities	12%
No plans or not familiar with the term	12%
Total Responses	1,331

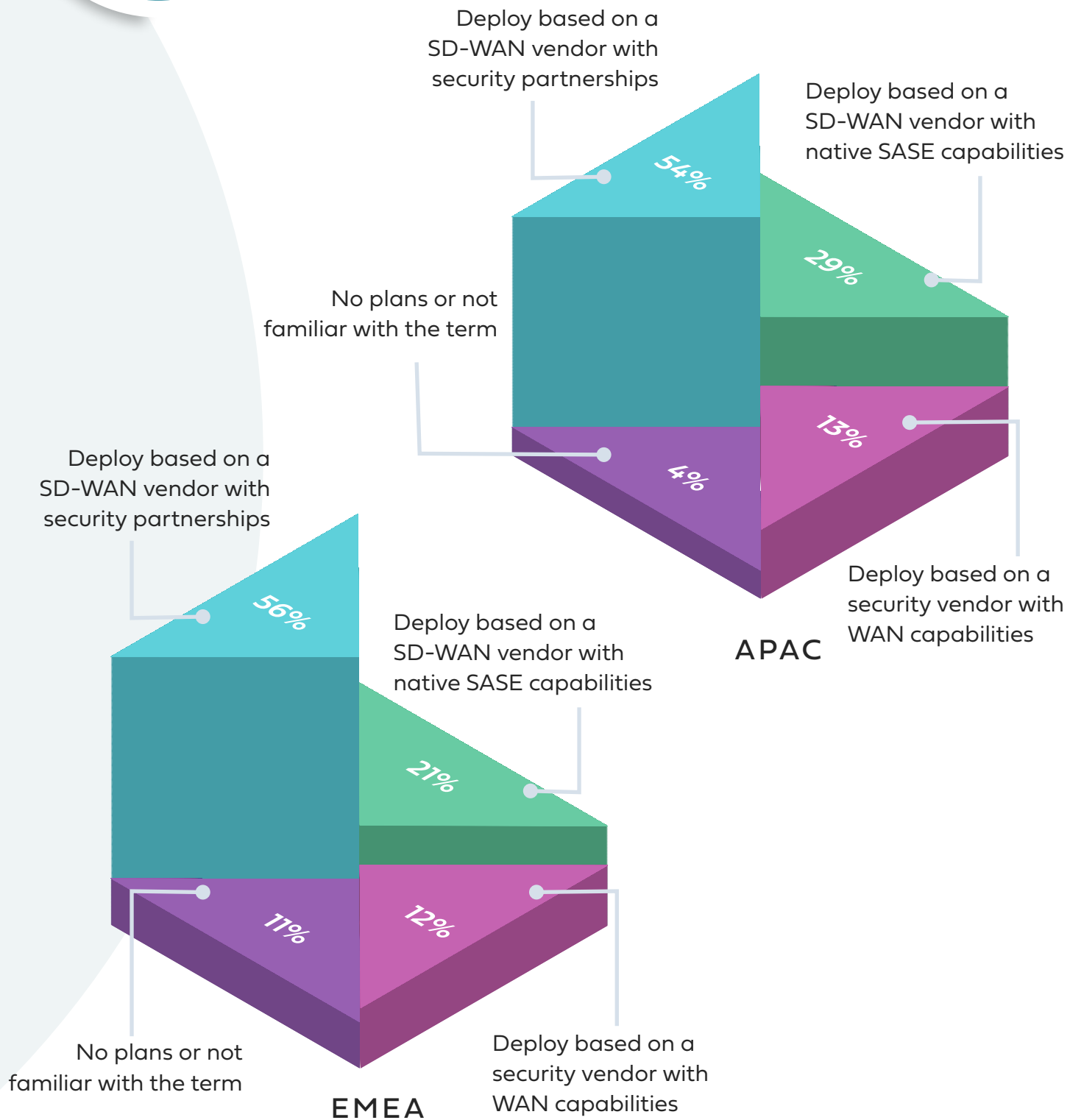
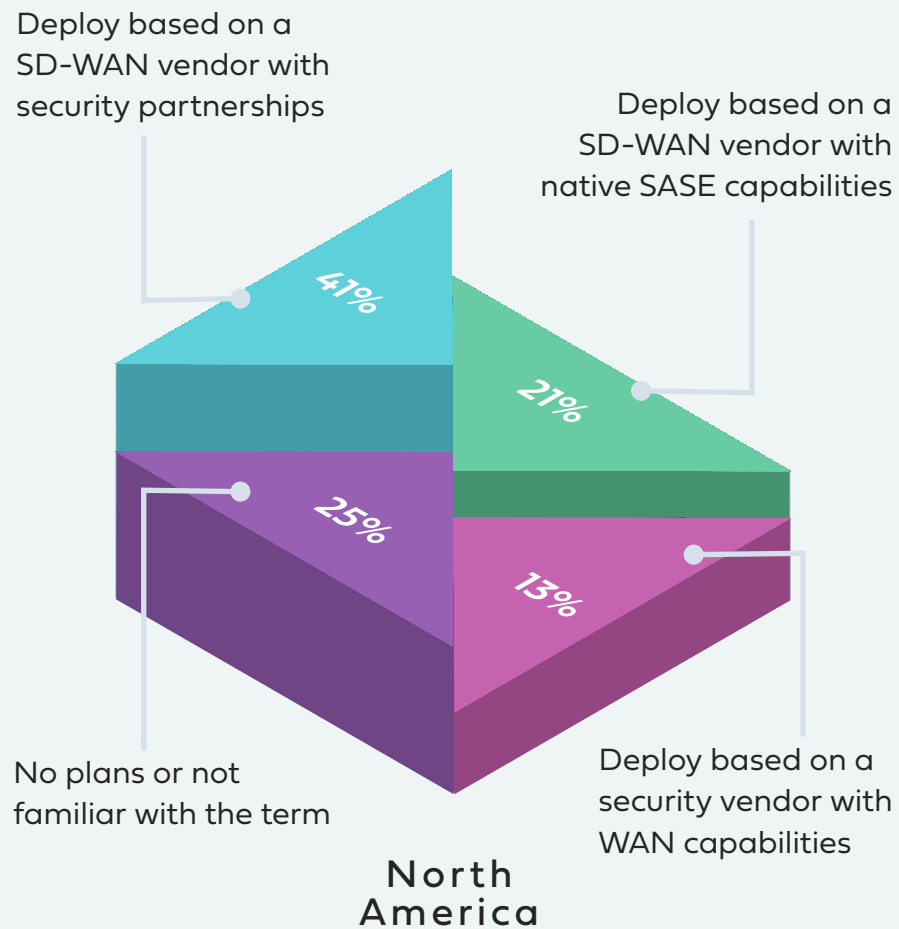
Enterprises are still more comfortable leveraging both their SD-WAN and security vendors, though we expect lines to blur over the coming years.

Deploy based on a SD-WAN vendor with security partnerships

Deploy based on a SD-WAN vendor with native SASE capabilities



Geographic Breakdown 2021

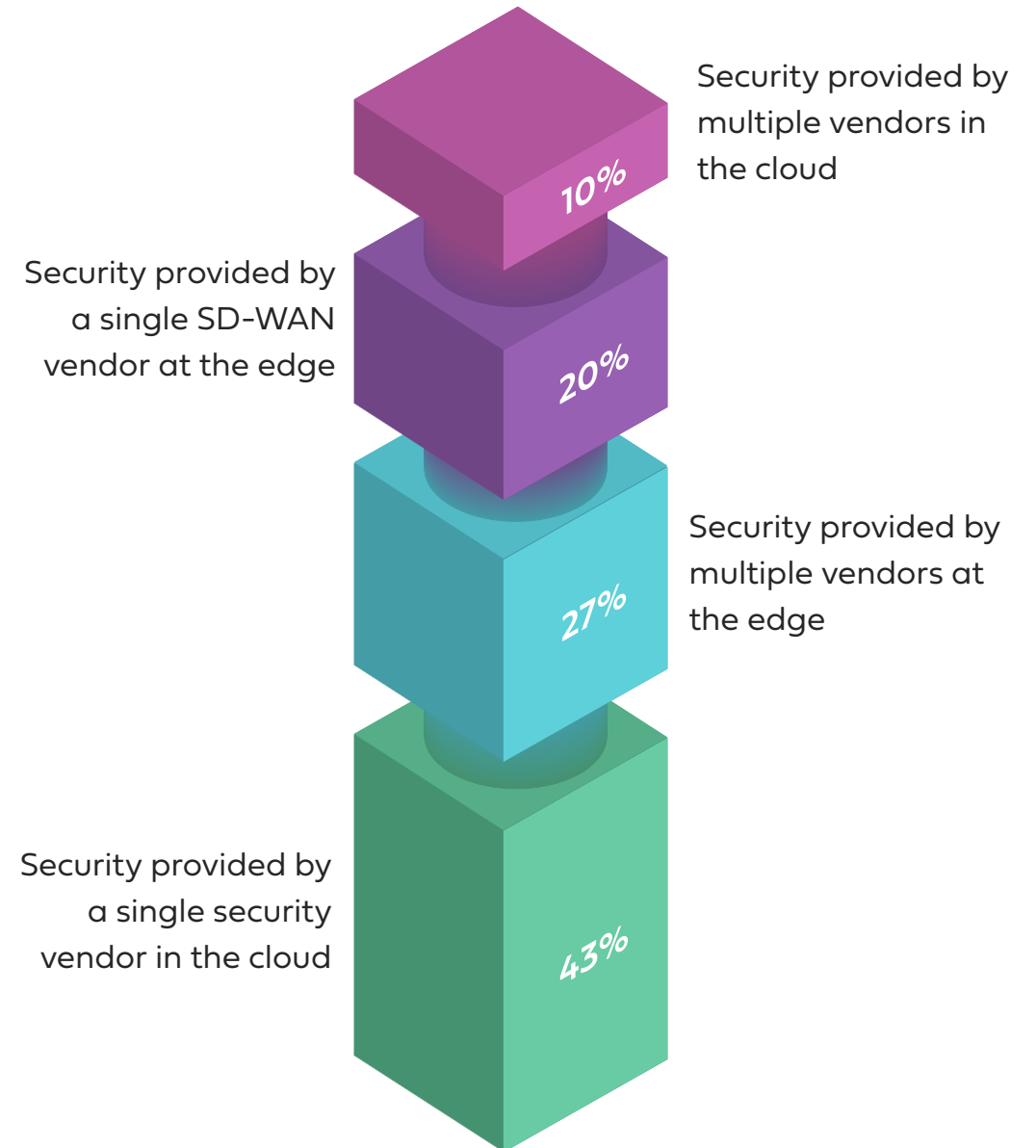


WAN Security Vendor Selection

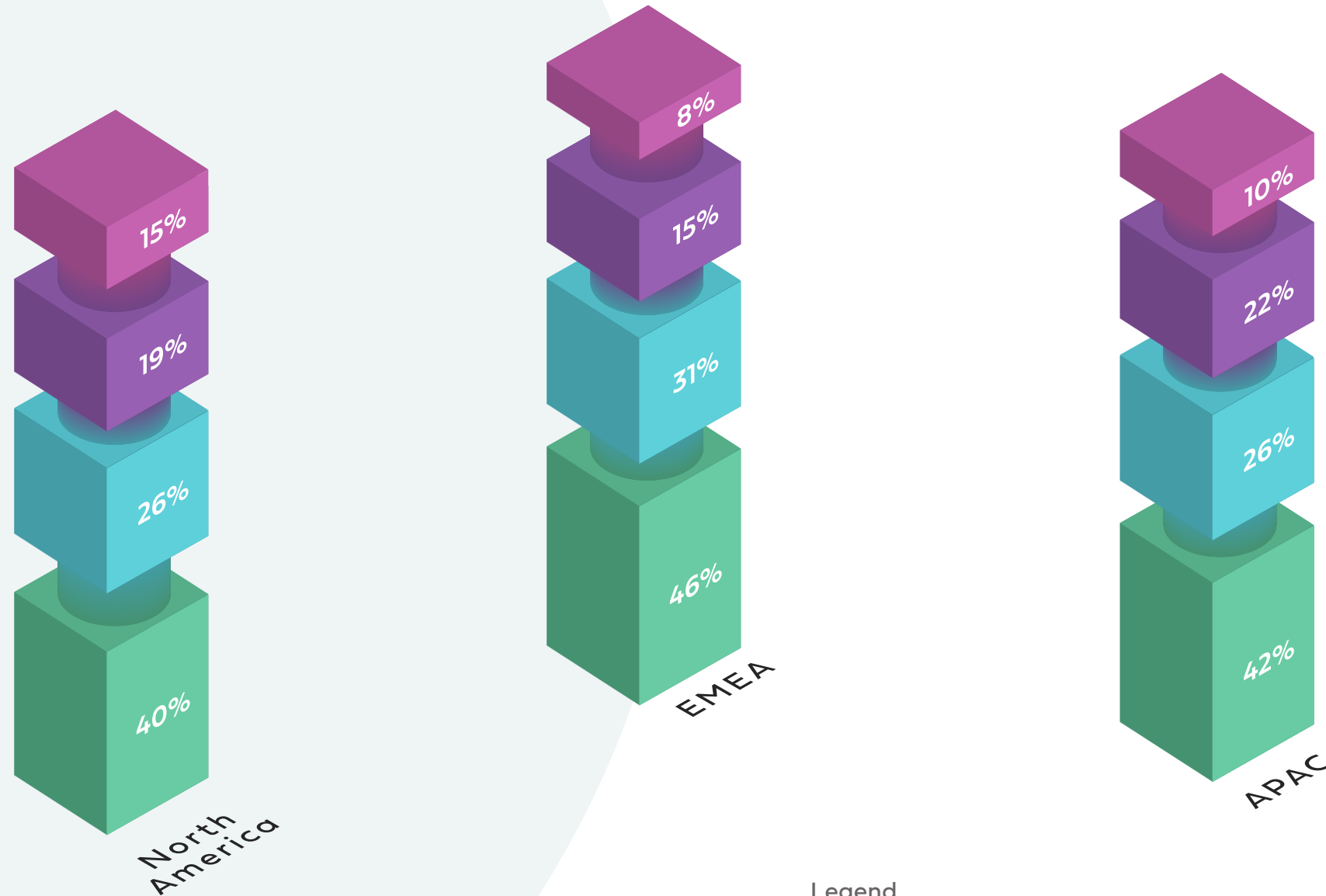
What approach will you take for WAN security?

Top Responses	%
Security provided by a single security vendor in the cloud	43%
Security provided by multiple vendors at the edge	27%
Security provided by a single SD-WAN vendor at the edge	20%
Security provided by multiple vendors in the cloud	10%
Total Responses	1,334

Enterprises require choice in where to deploy security, edge or cloud.



Geographic Breakdown 2021



Legend

- Security provided by multiple vendors in the cloud
- Security provided by a single SD-WAN vendor at the edge
- Security provided by multiple vendors at the edge
- Security provided by a single security vendor in the cloud

Planning Checklist

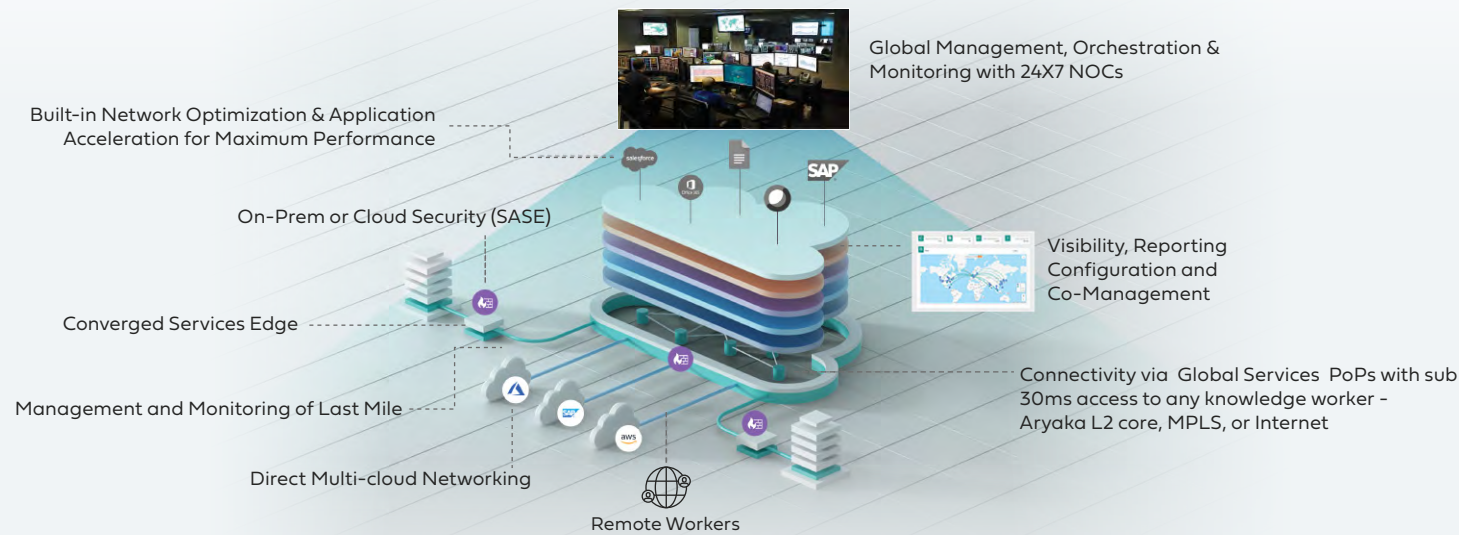
Network Architect Planning

- Design and evaluate solutions for operational simplicity
- Define and measure SLAs for global and regional application performance and the user experience
- Focus on cloud application experience and security
- Evaluate suitability of network for global voice and video delivery
- Implement the foundation for a multi-cloud fabric architecture
- Prepare a plan for gradually migrating off MPLS without risk
- Plan for service delivery and application experience vs. just speeds/feeds
- Don't underestimate the need for seamless WAN optimization
- Establish a common blueprint for SD-WAN, SASE, and the cloud
- Plan for hybrid workplace flexibility and scalability

CIO Planning

- Be the agent for change, enabling collaboration between your network, security, cloud, and application teams
- Recognize the WAN as a strategic asset that can enable/disable your other investments
- Empower your network teams for WAN transformation
- Commit to Cloud-First WAN principles spanning SD-WAN and SASE
- Evaluate in-house vs. managed services approaches
- Explore managed as-a-Service approaches to simplify change management and accelerate transformation
- Challenge your network team to deliver on business agility and look beyond old-world Telco contracts
- Double down on productivity and collaboration approaches as well as remote-worker strategies
- Invest in automation, 5G, AI/ML technologies with predictive analytics
- Don't panic!

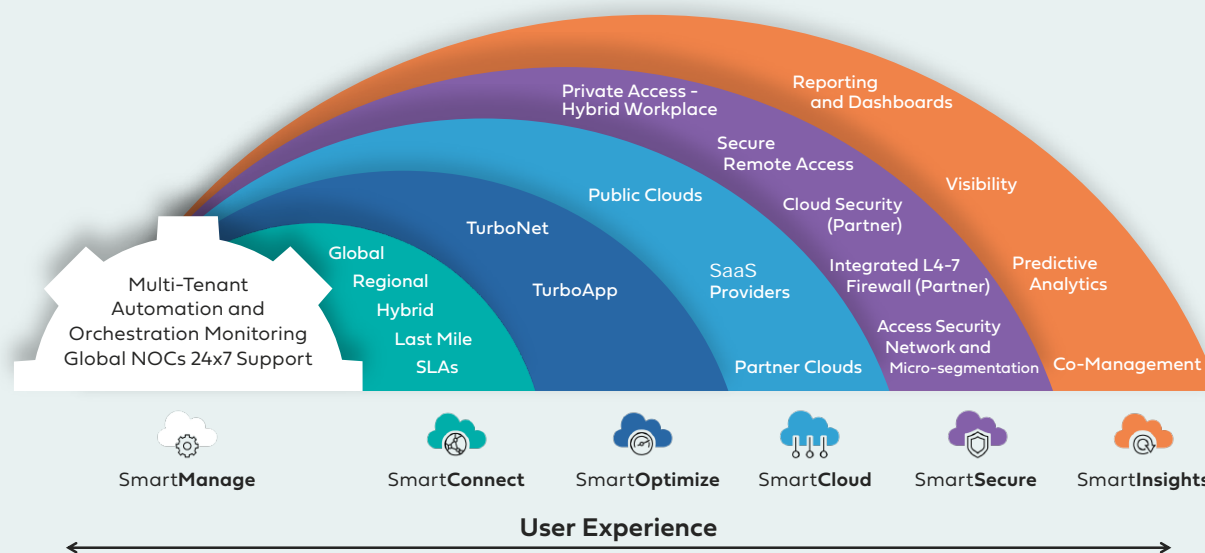
Aryaka SmartServices: The Cloud-First WAN Company



Why Aryaka?

Find out why Aryaka's Cloud-First approach to managed SD-WAN resonates with hundreds of global customers

Consume your WAN-as-a-Service: Delivering a Cloud-First Experience



Scan me to learn more

Top Use Cases




Multi-Cloud



Application Performance



MPLS Migration



Adopt a SASE Architecture




Connectivity to China



UCaaS Around the Globe

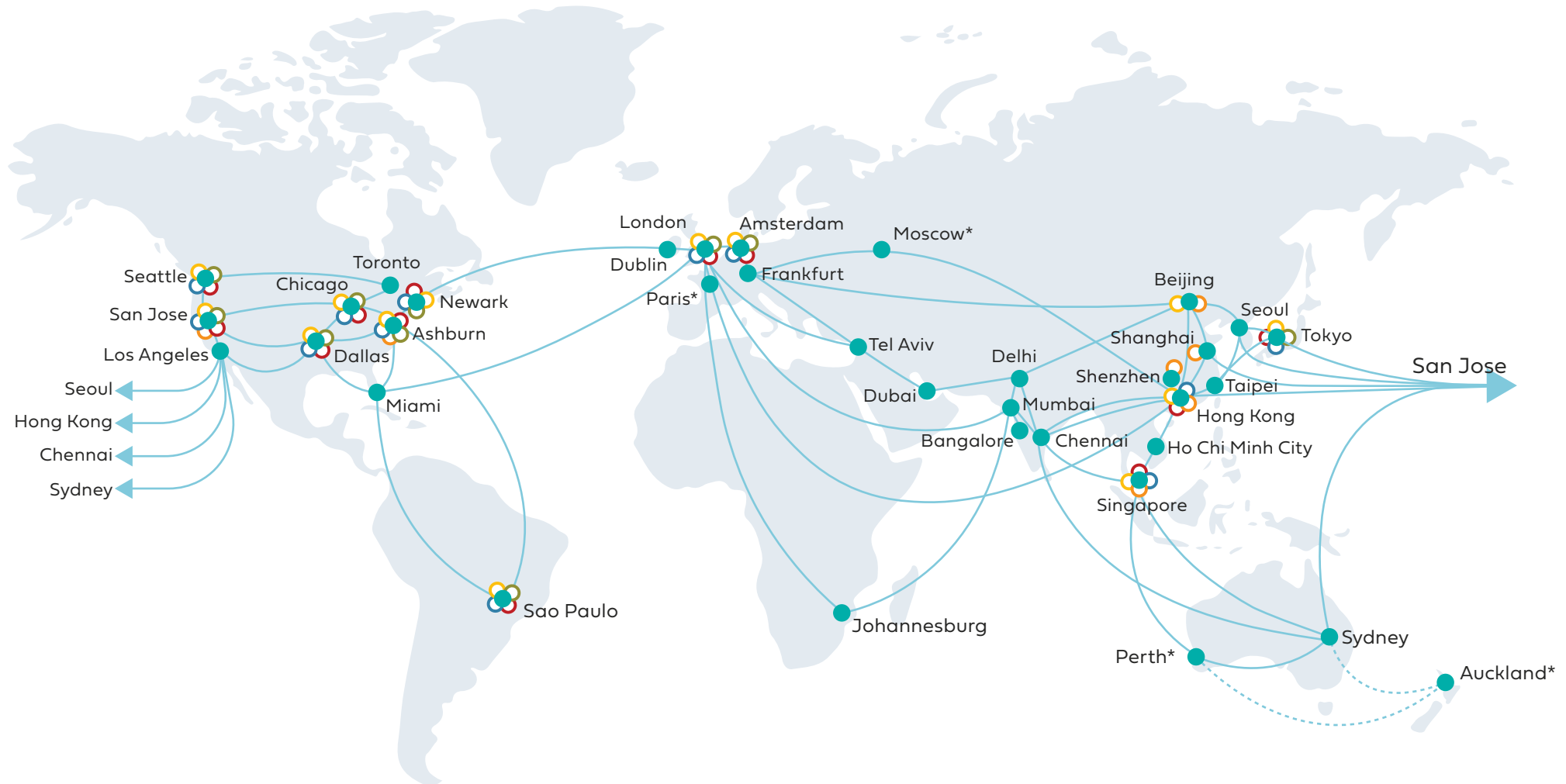


Digital Transformation



Hybrid Workplace

Global Network of Aryaka Services PoPs



*Available in 2021, while dates are subject to change: Perth in Q2, Moscow in Q3, Paris in Q4, Auckland in Q4.

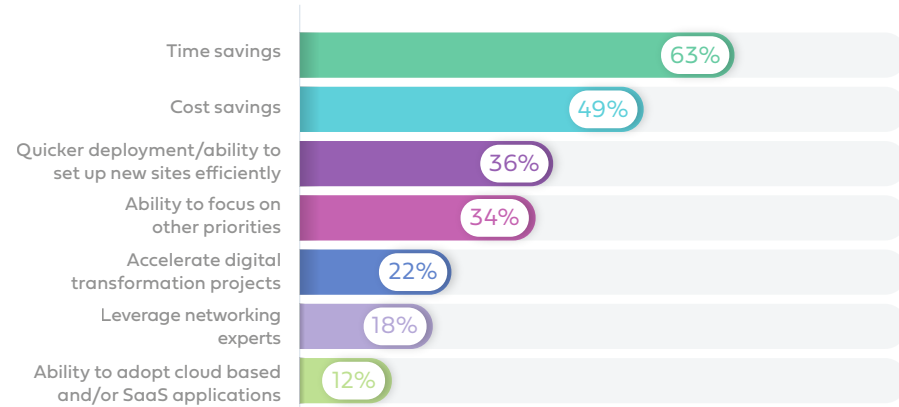


Our Customers

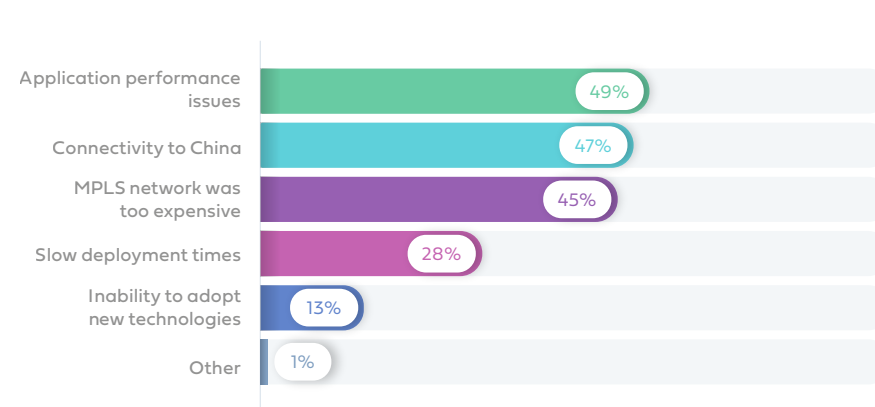


What Customers Say About Us - TechValidate Survey

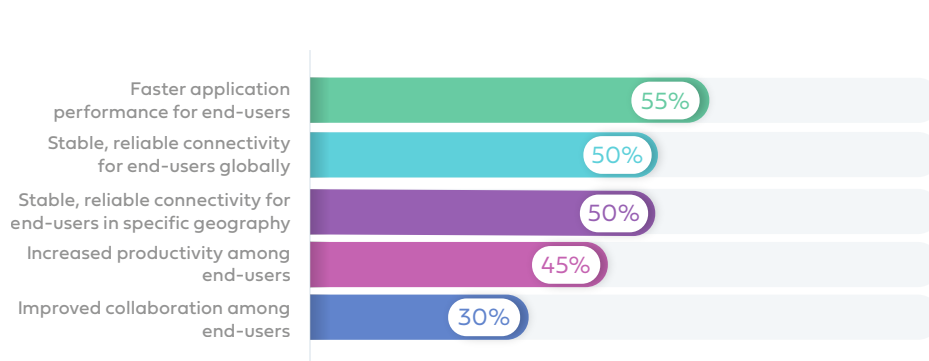
What benefits has your IT organization realized since deploying Aryaka?



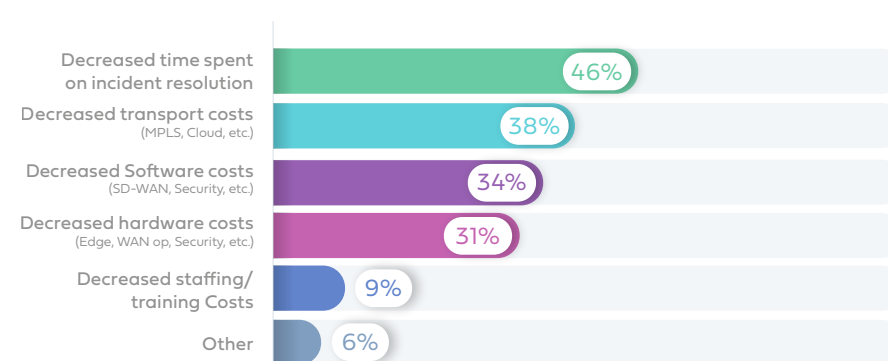
What challenges were you having that led you to select Aryaka as your SD-WAN vendor?



What benefits have your end-users realized since deploying Aryaka?



How has Aryaka impacted your network TCO?



Aryaka partners with third-party researcher TechValidate to periodically survey our global customer database and publish the results.



Scan Me

What Customers Say About Us - TechValidate Survey

“Aryaka accelerated our global applications by up to 80% and accelerated our applications in China by 10X.

— Vladika Arhsanski, Director of Communication & Infrastructure, Nvidia Networking Business Unit

“Aryaka accelerated the connections from our china locations to two cloud service providers: Azure and AWS. Files that used to take five minutes to open using the Internet now take only 30 seconds after deploying Aryaka.

— IT Manager, Large Enterprise Construction Company

“Aside from the technical benefits, Aryaka’s ability to monitor our network health and work directly with our ISP providers has significantly reduced the amount of time we spend on troubleshooting ISP-related issues.

— Director of Infrastructure, S&P Electronics Company

“Aryaka support always treats any issue as if it’s their issue, even when it’s not. Most other vendors try to pass off issues to a carrier or another hardware vendor, but Aryaka will always work with us to get to a resolution.

— Director of IT, Small Business Computer Software Company

“Without Aryaka’s Last Mile Management service, we would be struggling to manage and care for the various circuits we have in our global locations with our limited resources.

— Director of IT, Small Business Computer Software Company

“Aryaka accelerates our applications, saves us time and improves our productivity.

— Soumana Zakari, Finance, Westinghouse Air Brake Technologies Corporation



Scan Me

What Customers Say About Us - Gartner Peer Insights 'Voice of the Customer'

Aryaka - SD WAN Done Right



Overall, Aryaka has been very responsive to our needs. Their support organization is top notch as well. This allows us to offload our WAN management to them and trust that they will do it at the highest level possible. Since moving to Aryaka we have not had any unscheduled outages due to their product or company.

— Infrastructure and Operations

Industry: Miscellaneous | Firm Size: 250M - 500M USD | Product(s): Aryaka SmartCONNECT

Top 1 SD-WAN Provider



We've been working with Aryaka and their products for almost 6 years. The experience has been completely successful. Good SD-WAN product, with several other solutions for world wide business. A great level of SLA, engineer and support team. Always available in their different channels (emails, phone, etc).

— Infrastructure and Operations

Industry: Services | Firm Size: 50M - 250M USD | Product(s): Aryaka SmartCONNECT

Highly Valued Global Network Partner!



Aryaka continues to provide us outstanding performance and value. They are very quick to respond to change requests and incident resolution. They are a valued partner.

— Infrastructure and Operations

Industry: Manufacturing | Firm Size: 250M - 500M USD | Product(s): Aryaka SmartCONNECT

True SD-WAN Service - Best Of Breed



Great technology and customer service. We evaluated Aryaka to connect our branch offices but we liked it so much that we started recommending this product to our clients. Applications like Citrix, VoIP, CIFS now connects in milliseconds that took minutes to connect over our traditional IPSec tunnels. We have also observed significant reduction in our bandwidth usage due to Aryaka's patented compression and data reduction technology

— Enterprise Architecture and Technology Innovation

Industry: Services | Firm Size: 250M - 500M USD | Product(s): Aryaka SmartCONNECT

The One True Middle-Mile SD-WAN With Full Managed Service And Delivery Capabilities

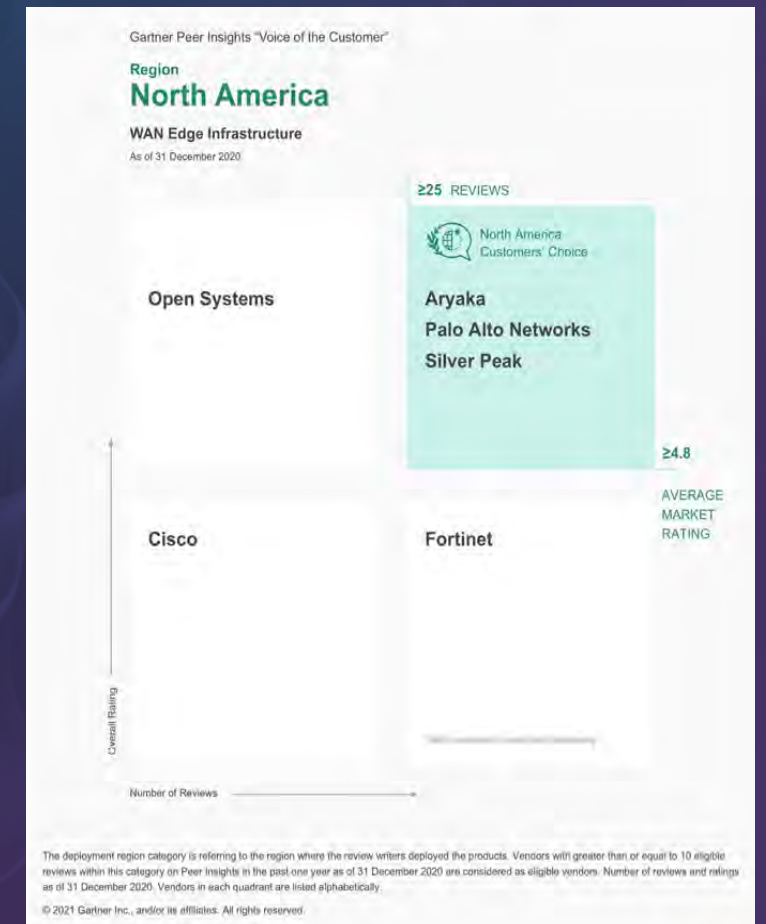
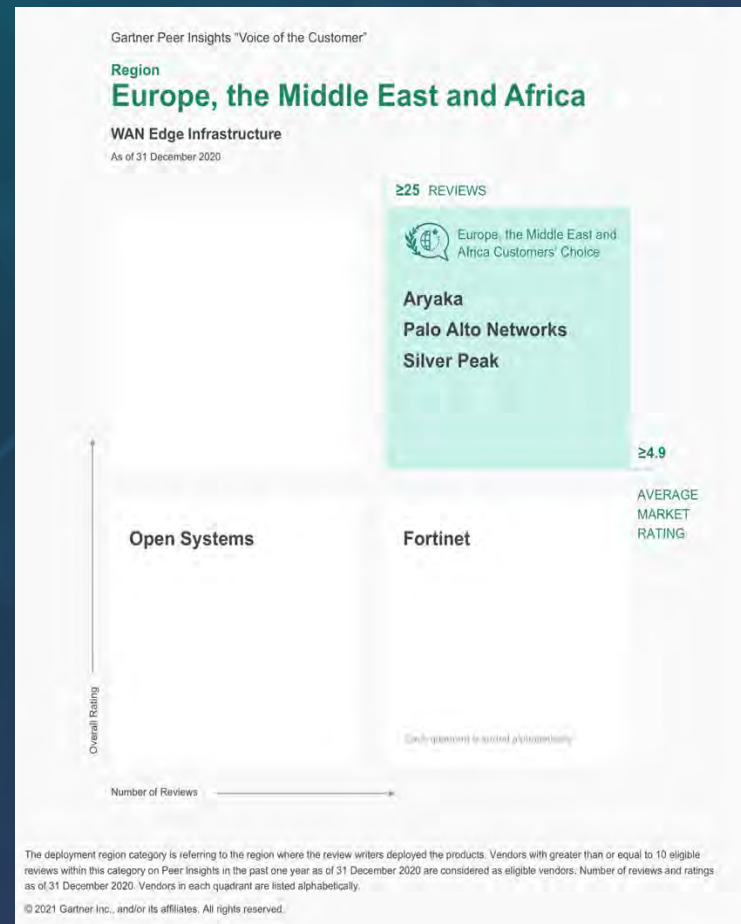
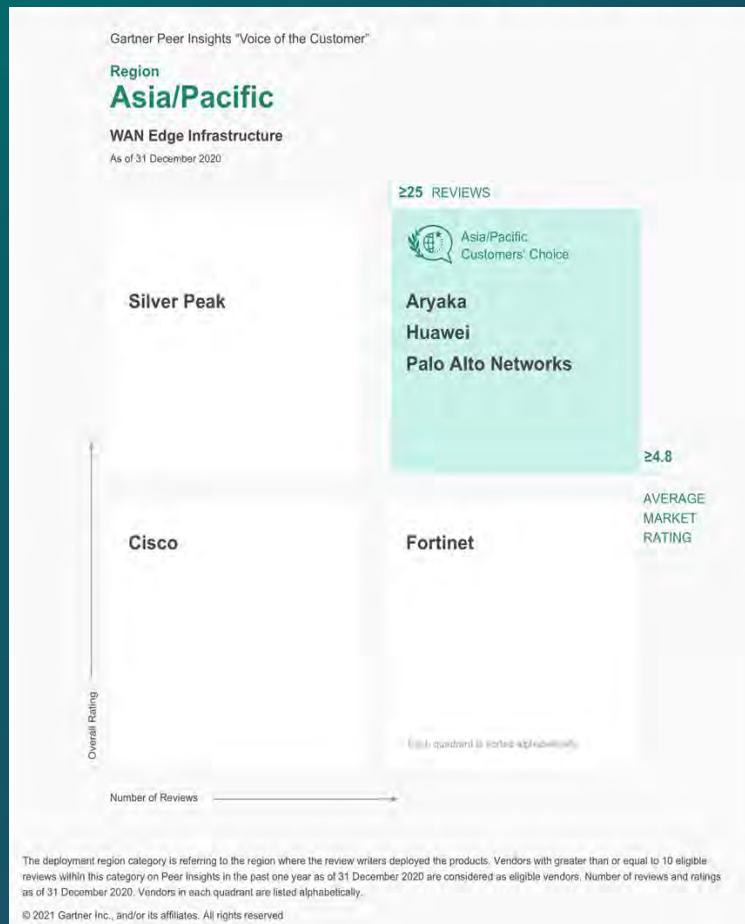


Aryaka is unique in the market is a true, fully realized, comprehensive middle-mile managed service SD-WAN. We partnered with Aryaka in 2016 to spearhead our rapid migration of all global on-premises workloads to Azure. Also, we chose them to help solve a spaghetti of various WAN technologies with unpredictable performance and routing problems with the specific intent of dropping MPLS and DLS. The team was formed and within 6 months, our 200+ locations were fully meshed and integrated with Azure (through Express Route) throughout the globe, saving the company a bunch of money in CapEx and OpEx. This project was a huge success and changed the way our users and customers experience our infrastructure services. Our administrative burden has been significantly decreased and our flexibility to meet the demands of the business is remarkable. Given the road map of upcoming enhancements to the service portfolio, we will continue to consider Aryaka a key and important services partner. Highly recommended.

— Enterprise Architecture and Technology Innovation

Industry: Manufacturing | Firm Size: 1B - 3B USD | Product(s): Aryaka SmartCONNECT

What Customers Say About Us – Gartner Peer Insights ‘Voice of the Customer’



Aryaka’s Global Footprint

Gartner does not endorse any vendor, product or service depicted in its research publications, and does not advise technology users to select only those vendors with the highest ratings or other designation. Gartner research publications consist of the opinions of Gartner’s research organization and should not be construed as statements of fact. Gartner disclaims all warranties, expressed or implied, with respect to this research, including any warranties of merchantability or fitness for a particular purpose.

GARTNER is a registered trademark and service mark of Gartner, Inc. and/or its affiliates in the U.S. and internationally and is used herein with permission. All rights reserved.

This graphic was published by Gartner, Inc. as part of a larger research document and should be evaluated in the context of the entire document. The Gartner document is available upon request from Aryaka.

The GARTNER PEER INSIGHTS CUSTOMERS’ CHOICE badge is a trademark and service mark of Gartner, Inc. and/or its affiliates and is used herein with permission. All rights reserved. Gartner Peer Insights Customers’ Choice constitute the subjective opinions of individual end-user reviews, ratings, and data applied against a documented methodology; they neither represent the views of, nor constitute an endorsement by, Gartner or its affiliates.



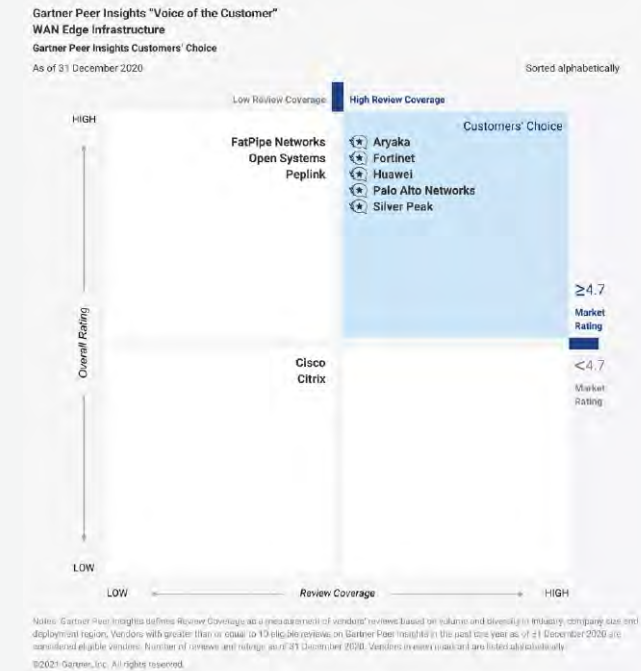
Gartner Peer Insights ‘Voice of the Customer’: WAN Edge Infrastructure, Peer Contributors, 5 February 2021

Learn More



Scan Me

Aryaka's Cloud-First WAN for Dummies details how to consume your network as a service, how to achieve fully integrated security, and how to make your network as easy as your cloud.



Scan Me

Aryaka is recognized in the **2021 Gartner Peer Insights 'Voice of the Customer': WAN Edge Infrastructure** for the **Second Year** in a row!

Aryaka delivers global and regional managed networking and security services, combining both a private backbone and its own technology. We combine the best of SD-WAN and SASE to deliver an unparalleled customer experience.



About Aryaka Networks

Aryaka, the Cloud-First WAN company, brings agility, simplicity and a great experience to consuming the WAN-as-a-service for network and security. The company provides an optimized global network and innovative technology stack, delivering the industry's #1 managed SD-WAN service and setting the gold standard for application performance. Aryaka's SmartServices platform offers connectivity, application acceleration, security, cloud networking and insights that leverage global orchestration and provisioning. The company's customers include hundreds of global enterprises including several in the Fortune 100.

[LEARN MORE](#) | info@aryaka.com | +1.877.727.9252

