

# Financials & Job Costing









 ESTIMATING & JOB COSTING

ConstructionOnline™

## Minimize Risks, Maximize Profits.

Designed to exceed desktop functionality, new OnCost™ Estimating has the comprehensive features and modern interface you've been looking for - taken to the next level with flexible templates, budget analysis, powerful online reporting, bi-directional accounting, customization tools, and more.

### Get an extra level of cost detail with OnCost™ Construction Estimating.

We've taken our current construction estimating software a step further, by adding an additional level of detail. You can now build estimates with three levels of data - Category, Subcategory and Item. Advanced Estimating also provides an intuitive interface that will feel comfortable to those used to Microsoft Excel.

### Ensure you stay profitable with automatic markup & margin calculations.

OnCost Estimating software gives you the power to choose how and where you want to apply markup. You can enter line item markup, either as a percentage or a flat rate. You can also enter Company overhead and Margin values to make sure your jobs are keeping you in the black.

### Win more jobs and stay on target with professional proposals & dashboards.

We know construction estimating software is useless unless it helps you make money. That's why OnCost Estimating provides easy-to-use proposal and contract creation tools to win you more bids. Once you've got the job, our at-a-glance profitability dashboards ensure you stay on target and under budget.

### Get repeatable success with estimate templates.

Once you've discovered what estimate structure works best for the jobs you want to pursue, you can standardize your construction estimating process for the future with estimate templates. By utilizing templates for new jobs, you'll build success by increasing efficiency and avoiding errors in your workflow.

# Designed for Precision.

Say goodbye to the hassle and inconvenience of paper plans and clunky desktop software. Redline Takeoff gives you the power to get accurate measurements and the most up-to-date material and labor cost information.

## Get accurate cloud-based takeoffs from your project plan sets.

Cut hours from your outdated takeoff process with easy-to-use tools in Redline Takeoff software. Quickly and accurately determine square footage, volumes, counts and more, so you can bid your jobs with confidence. Redline Takeoff is cloud-based, so you can access your plans anywhere, anytime.

## Send up-to-date cost data to your estimates with a single button click.

Only Redline Takeoff features full integration with the industry leader in construction job costing, OnCost Estimating. You'll save hours in double-entry by sending your takeoff cost data directly to the estimate. Need to make a change on the takeoff side? No problem, OnCost is smartly designed to overwrite any existing costs so your estimates are always on the money.

## Get started quickly with easy-to-use takeoff templates.

Organize your takeoff structure your way with templates. Create categories and subcategories that work for any job type. Once you're satisfied with your takeoff, you can automatically generate an estimate with a matching structure and save as a template for future success. Just another way our tools are designed to deliver, today and tomorrow.

## See measurements & items at-a-glance with detailed reporting.

Once you've created your takeoffs, you can create shareable PDF reports showing quantities, descriptions, units, related sheets and more. Redline Takeoff software also gives you the power to export your takeoffs to Microsoft Excel for easy job costing calculations.



The screenshot displays the Redline Takeoff software interface. The main window shows a floor plan with various rooms highlighted in different colors (blue, green, red, purple) and labeled with callouts. The interface includes a top menu bar with options like File, Edit, View, Sheet, Share, Takeoff Reports, Settings, and Help. A toolbar on the left contains tools for Move, Callout, Zoom, and Cut Tool. The right sidebar shows a 'TAKEOFF(S)' panel with a 'Start New Takeoff' button and a list of items. The 'Hardwood Flooring Labor' section is expanded, showing a 'Wood Flooring Area' of 627.49 square feet (627.49 m²) and a total cost of \$7,843.63. Below this, a 'COSTBOOK ITEMS' section shows 'Self-Leveling Underlayment' for \$627.49 and 'Wood Flooring - Allowance (Includes Installation)' at \$10.50/Sq Ft, contributing to the total of \$7,843.63. A 'Send To Estimate' button is visible in the top right corner.



## Limit Your Exposure.

In the fast-paced construction industry, the ability to control change orders is critical. Create, manage and invoice all of your change orders within ConstructionOnline and ensure absolute clarity.

### Don't get blindsided by added costs and delays due to change orders.

Change orders are an unavoidable reality of construction, but they don't have to hurt your bottom line. With detailed, documented change orders in ConstructionOnline, you can mitigate any potential disputes in the future - and save yourself a lot of legal hassle.

Clients can view and approve change orders online, and will be made aware of any added costs or time to the project - you can even get their signatures via the client portal for added documentation.

### Cut through the clutter with straightforward summary views.

The dynamic and complex nature of construction jobs can make your change orders a major challenge. Our clear, easy-to-read summary view will give you a high-level overview of added costs and extra time required, paid vs. remaining values, and any pending or rejected change orders.

### Stay on track and get it on the record with easy client review and approval.

A major benefit of our construction management software with change order tracking is the ability to give your clients a clear, straightforward interface they can use to review and approve any adjustments to the job.

Clients can log into the ClientLink portal and see what's new, what's still pending, and what's been approved. They'll also see a running total of any added costs or delays, keeping them updated on the overall job progress.

### You're always up-to-date with automatic confirmation emails.

Put the power of change order software to work for you with automatic confirmation emails. Contractors, subs, suppliers, clients and anyone else you assign to your change orders will receive updates for creation, rejection, and approval - so everyone stays on the same page.



## The Power of Choice.

With Client Selections in ConstructionOnline you can quickly create option sets and provide your clients with a simple web interface to make their desired selections.

### Give your clients options with web based, **easy-to-use selection sets.**

Everyone likes choices, especially when building a new home or project. Client Selections in ConstructionOnline offer you the ability to build a comprehensive set of categories, subcategories and options that clients can select from. Approved selections are automatically included in your estimates for the most up-to-date financials available.

### Send out automated reminders and **stay notified of client decisions.**

Communication is key. Nowhere is that more true than in construction projects. Client Selections in ConstructionOnline features powerful, automated reminder emails sent to clients as the due date for a set of options approaches maturity. When your clients approve a choice, you'll be notified immediately, so your jobs can proceed as efficiently as possible.



### Selection summaries **show where your budget stands at-a-glance.**

We all want to know where we stand, especially when money is involved. With Client Selections in ConstructionOnline, your clients can quickly review a summary of all of their option selections and any overages or credits based on the exact set of options they have selected to date.

### Automated confirmation emails and texts **keep everyone on the same page.**

When a client makes a decision, everyone that you have designated is immediately notified, including suppliers, subcontractors, and more. Any special materials or supplies can be ordered as soon as possible, avoiding delays and keeping work proceeding smoothly.



## Synchronized, Factual Financials.

Eliminate hours of redundant data entry. ConstructionOnline allows you to integrate with your QuickBooks account to seamlessly import and export project financial data.

### Easily create or import your project financial data.

Stop entering data into QuickBooks over and over again. Use ConstructionOnline to create estimates, change orders, invoices and more. Simply click a button and watch as ConstructionOnline syncs with your QuickBooks account and imports/exports your project financial data - all within a matter of seconds.

Not only is it fast, it's also designed with construction pros like you in mind. We've created simple yet intuitive dashboards to help you see all of your project information in one location.

### Save time and avoid accounting errors by eliminating double data entry.

Integrating your ConstructionOnline account with your QuickBooks account creates a live connection between the two, eliminating redundant data entry and improving accuracy and efficiency.

With our advanced integration, you have the tools you need to manage your project estimates in real-time. Let us do the work for you so you can focus on what's important.

### Get connected with a simple 3 step integration process.

ConstructionOnline accounting tools give integration a whole new meaning, and connecting your ConstructionOnline financials to QuickBooks is as easy as 1-2-3.

Once connected, the powerful bi-directional syncing gives you the power to send and receive your company's financial data, eliminating double data entry and speeding up your accounting processes.

### We've partnered with Amazon Web Services to help securely store your financial data.

ConstructionOnline is partnered with Amazon Web Services, so you can manage and access all of your project data securely. AWS supports virtually any workload for over a million active customers in 190 countries.

Security scales with the AWS cloud, no matter the size of your business. The AWS infrastructure is designed to keep your data safe at all times with storage that provides built-in encryption.



Save time and avoid errors with seamless accounting integration.

# Centralize Company Costs.

Get instant access to the cost data you need with centralized, customizable costbooks designed for construction pros.

## Create estimates in minutes, not hours with intuitive costbook item entry.

Building estimates by hand can be a tedious, time-consuming process. With easy inline item entry, ConstructionOnline gives you the power to create comprehensive construction estimates in a fraction of the time it used to take.

Finding the right item is simple - just start typing and a filtered list of items from your costbooks will appear, along with related costs and classifications.

## Build your costbooks your way with fully customizable folder structures.

Every construction firm likes to manage costs their own way, and ConstructionOnline gives you the power to do just that. With fully customizable costbooks featuring multiple grouping levels, you can organize your data in whatever way works best for you and your team.

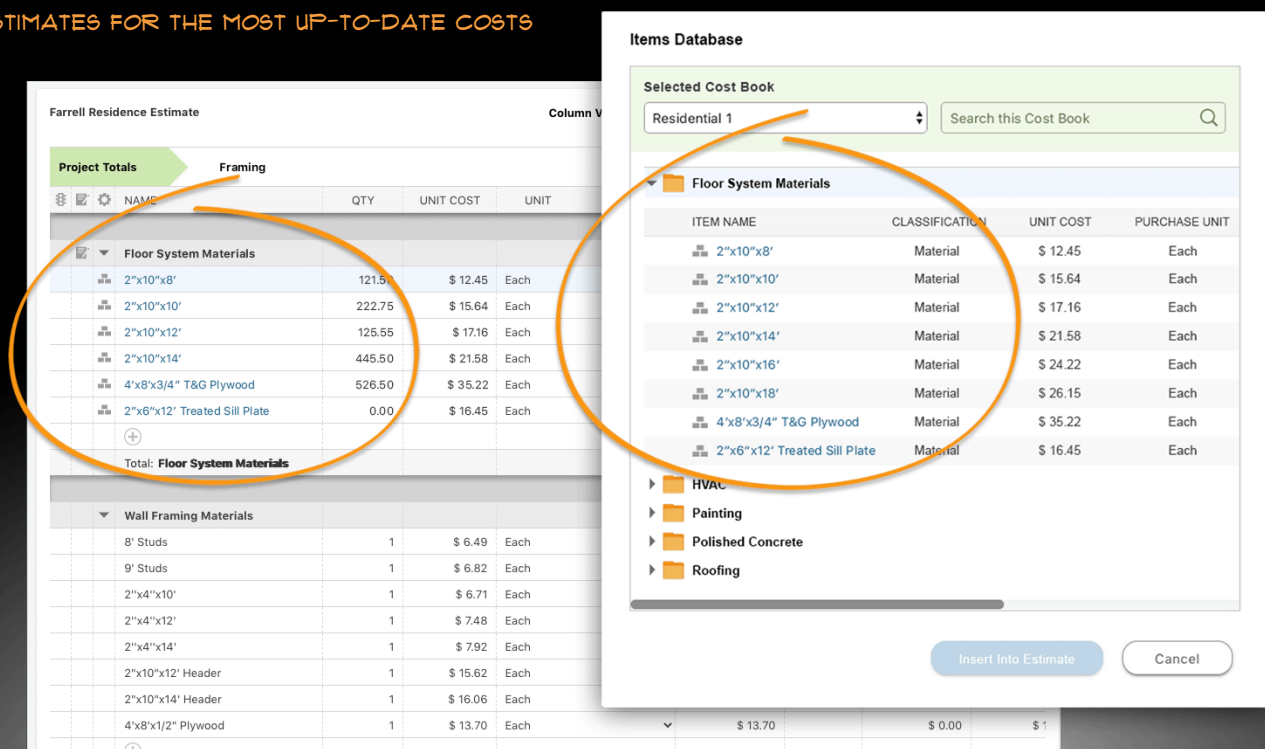
## Ensure the most accurate estimates possible with up-to-date costbooks.

Getting the most up-to-date cost data into your estimates is key. That's why ConstructionOnline provides a centralized location to manage all of your company's costbooks. You can quickly see when each costbook was created, and who created it. You also have the option to archive costbooks, so outdated costs are not inadvertently inserted into estimates.

## Get cost data into the system quickly with pre-formatted Excel templates.

Have pre-existing cost data in Excel, or just prefer to build your costbooks that way? No problem. Simply download one of your pre-formatted Excel templates, insert your costs and re-upload to ConstructionOnline.

### INSERT ITEMS FROM YOUR COSTBOOKS INTO ESTIMATES FOR THE MOST UP-TO-DATE COSTS



The image shows a screenshot of the ConstructionOnline interface. On the left, a portion of an estimate for 'Farrell Residence Estimate' is visible, showing a table of items under the 'Framing' category. The 'Floor System Materials' section is highlighted with an orange circle. On the right, a modal window titled 'Items Database' is open, showing a search for 'Residential 1' and a list of materials under the 'Floor System Materials' folder. This list is also highlighted with an orange circle. At the bottom of the modal, there are 'Insert Into Estimate' and 'Cancel' buttons.

ITEM NAME	CLASSIFICATION	UNIT COST	PURCHASE UNIT
2"x10"x8'	Material	\$ 12.45	Each
2"x10"x10'	Material	\$ 15.64	Each
2"x10"x12'	Material	\$ 17.16	Each
2"x10"x14'	Material	\$ 21.58	Each
2"x10"x16'	Material	\$ 24.22	Each
2"x10"x18'	Material	\$ 26.15	Each
4'x8'x3/4" T&G Plywood	Material	\$ 35.22	Each
2"x6"x12' Treated Sill Plate	Material	\$ 16.45	Each



# Oversee Bills & Payments.

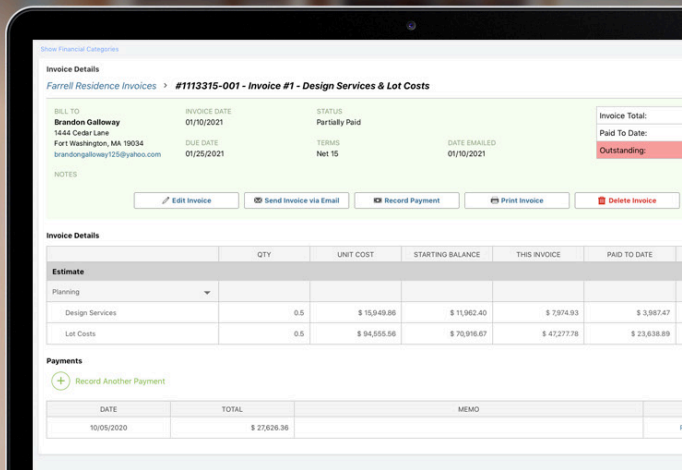
Easily create invoices from your estimates and change orders, then record and apply payments and credits.

## Create detailed invoices directly from your project estimates & change orders.

Ensure you're getting paid in full for your labor and materials with easy-to-create invoices. You can choose to bill for the full amount of all line items, or for any percentage or custom amount. Get control over how your clients see margin and overhead by choosing to prorate it throughout the invoice or showing it as separate line items.

## Send professional invoices to your clients by email.

Create professional, branded invoices to send to your clients. You can review and edit your invoices prior to sending, and customize the email message as well. ConstructionOnline also records the date each invoice was sent, so there's no more second guessing about when a client was billed.



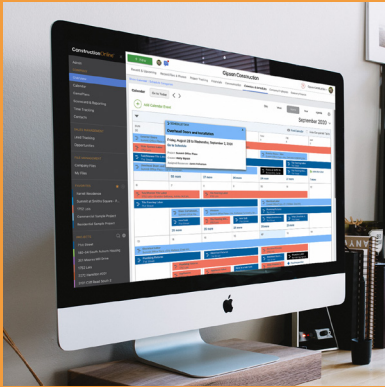
## Record payments and credits to ensure you always know what you're owed.

With easy payment recording, you'll always know the outstanding balance due on your invoices. You can choose to bill the full amount of an invoice, or accept progress payments over time.

## Get the most accurate financials possible with 2-way QuickBooks integration.

ConstructionOnline leads the industry with our comprehensive QuickBooks integration. Invoices can automatically sync with QuickBooks, so you can track your bills and payments with the highest degree of accuracy.

We help more than 750,000 pros worldwide surpass their limits everyday.



### Try it for yourself, risk-free

Try ConstructionOnline for yourself with a 10-day free trial, featuring full access to our award-winning suite of management tools.

[Get Your Free Trial](#)



### Get a personalized demo

Let one of our product experts show you how ConstructionOnline can help you increase efficiency, reduce errors, and build smarter.

[Schedule Your Demo](#)



### See the latest & greatest

Just like you, we love to build. We're constantly innovating to meet and exceed our clients' needs - click below to see what we've been up to.

[See the Latest News](#)

*"The absolute best construction management program, paired with phenomenal customer service."*

Sebastian Ferdinand, Veritas Contracting Group