



SHIPPING RATES & BUNKERS (9:30 am ET)




Spot TCE earnings for vessels using compliant fuel (no scrubbers)

DIRTY TANKER (KT - \$/day)	Voyage	Spot TCE earnings	2020 avg. rate	10 day trend
VLCC, 270	AG-FE	5,200	68,600	
Suezmax, 130	WAF-UKC	2,600	36,900	
Aframax, 70	CAR-USG	-3,300	30,100	
Panamax, 50	CAR-USG	10,300	32,800	

CLEAN TANKER (KT - \$/day)	Voyage	Spot TCE earnings	2020 avg. rate	10 day trend
MR, 37	UKC-USAC	18,800	20,000	
MR, 38	USG-UKC	8,000	15,400	
LR1, 55	AG-FE	9,900	26,100	
LR2, 75	AG-FE	21,400	38,400	

TIME CHARTER (KDWT)	1yr eco vessel rate (\$/day)	Yearly trend	Newbuild price (\$M)	Secondhand 5yr old price (\$M)
VLCC , 200+	31,000		89.0	67.5
Suezmax, 130-200	23,500		57.0	47.0
Aframax, 80-130	21,500		48.0	36.5
LR2, 80-130	21,500		50.0	37.5
LR1, 60-80	16,750		41.0	29.0
MR, 42-60	15,500		33.5	26.0
Handymax. 30-42	13,750		31.0	23.0

US FLAG (KT - \$/day)	Voyage	Weekly spot rate	2020 avg. rate	10 week trend
Handy, 38	USG-USAC	57,502	63,234	
LNG (\$/day) as of 21-August-2020	Weekly spot rate	Sentiment	Current month rate	2020 avg. rate
160M3 Tri-fuel diesel electric (West)	51,000	Increasing	43,500	46,714
138-150M3 Steam turbine (West)	37,000	Increasing	31,250	35,751
160M3 Tri-fuel diesel electric (East)	47,000	Increasing	39,750	42,114
138-150M3 Steam turbine (East)	35,000	Increasing	28,500	31,229

LPG (KT)	Spot rate (\$/mt)		Spot TCE rate (\$/day)	
VLGC, 44 (AG-Japan)	54.67		43,259	
BUNKERS (\$/mt)	VLSFO	10 day trend	HSFO	MGO
US Gulf	340.0		284.5	370.5
Rotterdam	322.0		272.5	365.0
Singapore	350.5		295.0	382.5

COMMODITIES, (8:30 am CT)

CRUDE	Source	Unit	Last price	Δ Prior day close
Brent	ICE	\$/bbl	43.40	↓ -1.03
WTI	NYMEX	\$/bbl	40.75	↓ -0.76
PRODUCTS	Source	Unit	Last price	Δ Prior day close
RBOB Gasoline	NYMEX	¢/gal	118.58	↓ -1.62
Heating Oil	NYMEX	¢/gal	114.53	↓ -4.32
NATURAL GAS	Source	Unit	Last price	Δ Prior day close
US Henry Hub	NYMEX	\$/MMBtu	2.55	↑ 0.06
UK National Balancing Point	ICE	\$/MMBtu	4.03	↑ 0.23
NATURAL GAS LIQUIDS		Last Price (¢/gal)	Last Price (\$/mt)	Δ Prior day close (¢/gal)
US Mont Belvieu Propane (Spot)	NYMEX	50.33	262.23	↓ -1.50
PRICE SPREADS (\$/bbl)		Source	Last price	Δ Prior day close
ICE RBOB Gasoline/Brent Crack Spread		ICE	50.55	↑ 0.14

Thursday, September 3, 2020

DEVELOPMENTS

Oil prices at one-month low on demand worries. Oil prices extended losses on Thursday, falling to their lowest point since early August, as worries about weaker U.S. gasoline demand and a sluggish economic recovery from the COVID-19 pandemic dented sentiment.

Reuters September 3, 2020

Aramco reviewing multi-billion Texas LNG terminal investment plan. Saudi Aramco is shelving multi-billion-dollar petrochemical and gas projects as the state oil giant's determination to preserve its dividend forces it to cut back on major investments.

World Oil September 3, 2020

Chevron delays restart of Gorgon Train 2 to October. Maintenance work on the LNG trains carried out in July revealed weld quality issues. It was hoped that the second train would be ready to restart production this month, but this has now been postponed until October.

Energy Digital September 3, 2020

Tokyo Gas forms unit to boost LNG trading volumes. LNG carrier owner Tokyo Gas has established an LNG trading company to boost its LNG trading volume to 5m tonnes a year by 2030.

TradeWinds News September 3, 2020

UPCOMING WEBINARS

On Demand: After the Storm: Global LNG Markets Stabilize as Hurricane Season Starts. As the northern hemisphere transitions into the fall, stream now to listen to Poten's panel of analysts for a live discussion on markets, industry developments and the business landscape for LNG in the remainder of 2020.

On Demand: Winter is Coming: The Outlook for Global LNG Markets. Stream now for an update on Poten's short-term outlook for global LNG markets and shipping on August 19, presented by our forecasting manager Kristen Holmquist.

MARKETS, (8:30 am CT)

EQUITIES	Region/Country	Last value	Δ Prior day close
S&P 500	United States	3,275.02	↓ -1.00
FTSE 100	United Kingdom	6,219.54	↑ 12.44
DAX	Germany	13,117.24	↑ 12.99
SH Composite	China	3,325.11	↓ -8.05
CURRENCIES	Region/Country	Last value	Δ Prior day close
£/\$	United Kingdom	1.27	↑ 0.00
€/€	European Union	1.16	↑ 0.00
\$/JPY ¥	Japan	106.97	↓ -0.17
\$/CNY ¥	China	7.00	↑ 0.00

NEW YORK LONDON HOUSTON PERTH ATHENS SINGAPORE GUANGZHOU