



## SHIPPING RATES &amp; BUNKERS ( 9:30 am ET)

Monday, August 31, 2020




Spot TCE earnings for vessels using compliant fuel (no scrubbers)

DIRTY TANKER (KT - \$/day)	Voyage	Spot TCE earnings	2020 avg. rate	10 day trend
VLCC, 270	AG-FE	12,000	69,700	
Suezmax, 130	WAF-UKC	7,600	37,500	
Aframax, 70	CAR-USG	100	30,600	
Panamax, 50	CAR-USG	10,700	33,200	

CLEAN TANKER (KT - \$/day)	Voyage	Spot TCE earnings	2020 avg. rate	10 day trend
MR, 37	UKC-USAC	18,800	20,100	
MR, 38	USG-UKC	10,300	15,600	
LR1, 55	AG-FE	16,800	26,300	
LR2, 75	AG-FE	21,500	38,600	

TIME CHARTER (KDWT)	1yr eco vessel rate (\$/day)	Yearly trend	Newbuild price (\$M )	Secondhand 5yr old price (\$M)
VLCC , 200+	31,000		89.0	67.5
Suezmax, 130-200	23,500		57.0	47.0
Aframax, 80-130	21,500		48.0	36.5
LR2, 80-130	21,500		50.0	37.5
LR1, 60-80	16,750		41.0	29.0
MR, 42-60	15,500		33.5	26.0
Handymax. 30-42	13,750		31.0	23.0

US FLAG (KT - \$/day)	Voyage	Weekly spot rate	2020 avg. rate	10 week trend
Handy, 38	USG-USAC	57,502	63,234	
LNG (\$/day) as of 21-August-2020	Weekly spot rate	Sentiment	Current month rate	2020 avg. rate
160M3 Tri-fuel diesel electric (West)	51,000	Increasing	43,500	46,714
138-150M3 Steam turbine (West)	37,000	Increasing	31,250	35,751
160M3 Tri-fuel diesel electric (East)	47,000	Increasing	39,750	42,114
138-150M3 Steam turbine (East)	35,000	Increasing	28,500	31,229

LPG (KT)	Spot rate (\$/mt)		Spot TCE rate (\$/day)	
VLGC, 44 (AG-Japan)	56.60		45,968	
BUNKERS (\$/mt)	VLSFO	10 day trend	HSFO	MGO
US Gulf	321.0		274.5	369.0
Rotterdam	318.5		279.0	366.5
Singapore	345.0		292.0	379.0

## COMMODITIES, ( 8:30 am CT )

CRUDE	Source	Unit	Last price	Δ Prior day close
Brent	ICE	\$/bbl	45.94	↑ 0.89
WTI	NYMEX	\$/bbl	43.11	↑ 0.14
PRODUCTS	Source	Unit	Last price	Δ Prior day close
RBOB Gasoline	NYMEX	¢/gal	129.22	↓ -2.33
Heating Oil	NYMEX	¢/gal	120.56	↓ -1.06
NATURAL GAS	Source	Unit	Last price	Δ Prior day close
US Henry Hub	NYMEX	\$/MMBtu	2.51	↓ -0.15
UK National Balancing Point	ICE	\$/MMBtu	3.54	↑ 0.32
NATURAL GAS LIQUIDS		Last Price (\$/mt)	Last Price (¢/gal)	Δ Prior day close (¢/gal)
US Mont Belvieu Propane (Spot)	NYMEX	50.59	263.55	↑ 0.50
PRICE SPREADS (\$/bbl)		Source	Last price	Δ Prior day close
ICE RBOB Gasoline/Brent Crack Spread		ICE	50.55	↓ -0.66

## DEVELOPMENTS

**Oil steady, Brent slips from 5-mth high amid demand uncertainty.** Oil prices were steady on Monday, with Brent touching the highest in five months before slipping slightly as global demand struggles to return to pre-COVID levels in a well supplied market.

Reuters August 31, 2020

**China set to import largest monthly LNG volumes this year in August.** China is set to import its largest monthly volumes of liquefied natural gas (LNG) for this year in August, as gas companies take advantage of low spot prices to stockpile ahead of peak winter demand.

Reuters August 31, 2020

**Sempra talks hurricane's impact on Port Arthur LNG, recovery funding response.** According to Sempra LNG, assessment teams have conducted preliminary, visual inspections of the site of the proposed Port Arthur LNG project, Cameron LNG and the company's other infrastructure in the Hurricane Laura-impacted region.

The Port Arthur News August 31, 2020

**Golar LNG launches US IPO for newly named power unit Hygo.** Tor Olav Troim's Golar LNG has kicked off an initial public offering for its Golar Power joint venture under the new name of Hygo Energy Transition.

TradeWinds News August 31, 2020

## UPCOMING WEBINARS

**September 2: After the Storm: Global LNG Markets Stabilize as Hurricane Season Starts.** As the northern hemisphere transitions into the fall, join Poten's panel of analysts for a live discussion on markets, industry developments and the business landscape for LNG in the remainder of 2020.

**On Demand: Winter is Coming: The Outlook for Global LNG Markets.** Stream now for an update on Poten's short-term outlook for global LNG markets and shipping on August 19, presented by our forecasting manager Kristen Holmquist.

## MARKETS, ( 8:30 am CT )

EQUITIES	Region/Country	Last value	Δ Prior day close
S&P 500	United States	3,275.02	↓ -1.00
FTSE 100	United Kingdom	6,219.54	↑ 12.44
DAX	Germany	13,117.24	↑ 12.99
SH Composite	China	3,325.11	↓ -8.05
CURRENCIES	Region/Country	Last value	Δ Prior day close
£/\$	United Kingdom	1.27	↑ 0.00
€/€	European Union	1.16	↑ 0.00
\$/JPY ¥	Japan	106.97	↓ -0.17
\$/CNY ¥	China	7.00	↑ 0.00

NEW YORK LONDON HOUSTON PERTH ATHENS SINGAPORE GUANGZHOU