

How to Reopen Schools Safely in 2020

Reopen safely with Visitu's wellness and pre-screening tools

Best Practices for Reopening School

Below is a list of recommendations and guidelines from [the CDC](#) that will help keep learning facilities as safe as possible from COVID-19 cross-contamination.

1. All student desks should be **turned in the same direction**.



4. Reduce the areas in which students **congregate**.

- ▶ Different Start Times
- ▶ Rotating Classrooms
- ▶ One-way Hallways
- ▶ Getting Rid of Common Locker Areas
 - ▶ Have students use desk and backpacks instead

5. A mask is **required** to be worn by **everyone** in the building, including students, faculty, staff, and visitors.

6. **Clean** and **disinfect** school buildings, especially water and sanitation facilities.

2. Encourage **outdoor classes**, and if not available, improve ventilation by **opening windows** and **circulating air** with a fan.

If windows are not an option, use a **HEPA air purifier**.

- ▶ Here is an article on [California Certified Air-Cleaners](#)
- ▶ Here is an article on [Harvard's Size Recommendation](#)

7. Provide children with information about **how to protect** themselves.

8. Promote best handwashing and **hygiene practices** and providing **hygiene supplies**.

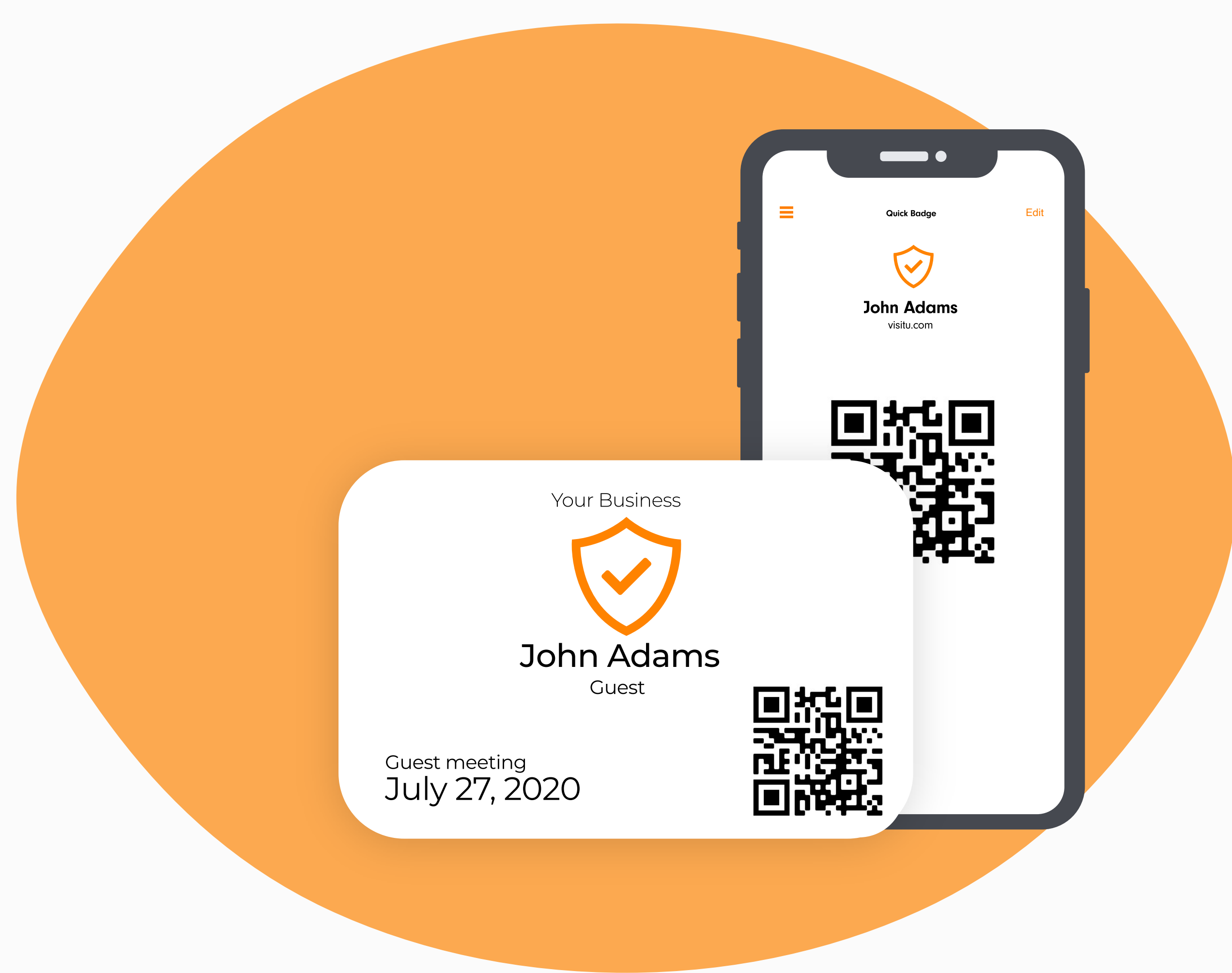
3. Cohort your students; i.e. **keeping** the same students **together all day** long. This will make it easier for contact tracing.

9. Limit **nonessential** visitors.



How Technology Can Improve Health and Wellness

The **Visitu SafeCampus platform** can help you keep your campus open, safe, and in compliance. Touch-free check-in, wellness screening, contact tracing, and capacity management are just some of the ways Visitu protects your people and helps you manage campus safety.

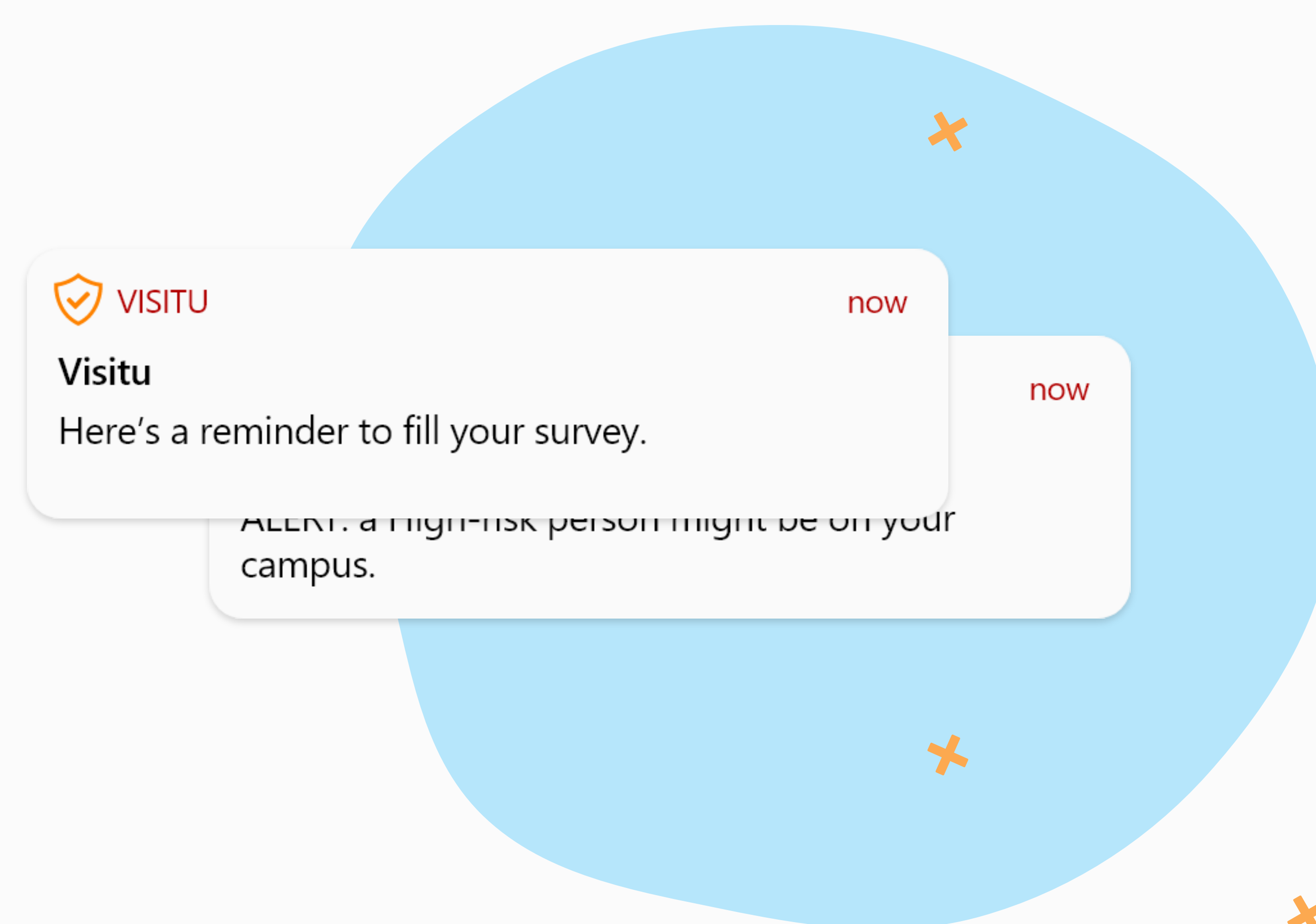


Touch-Free Check-In

Safe, secure, and super simple, the Visitu's **Visitor Kiosk** allows you to set up your front desk check-in to be completely touch-free upon entrance. Visitors easily check-in by facial ID or by scanning their quick badge or employee badge and finish the check-in process using the free Visitu mobile app.

Wellness Screening

With Visitu, you can survey visitors when they arrive, but more importantly, you can screen your students and staff before they enter your campus. Ask simple questions about recent travel and current state of health using the customizable survey tool. Share a public link to allow your survey to be taken via email or Visitu mobile app. Set up schedule notifications, such as sending out a survey reminder to all parents/guardians of students at 7 am daily. Based on survey answers, designated personnel will be alerted if a high-risk person might be entering your campus.



Contact Tracing

Contact tracing involves identifying people who are likely to get sick because of being in contact with those who have tested positive. Contact tracing is a critical component of safely staying open and remaining open.

If someone has attended your campus and tests positive for COVID-19 coronavirus at a later date, Visitu's contact tracing tool allows you to easily trace when arrive at a building, along with all other visitors to the premises during that time.

How Technology Can Improve Health and Wellness (II)

Digital Agreements

You can easily require a visitor's signature regarding coronavirus policies at your campus with the digital agreements feature. Simply upload your agreement and check the required signature box for visitors to acknowledge before they may proceed with the check-in process.

Waitlist

Ensure only a set amount of visitors may be on campus at a time. When that limit is reached, visitors will be added to a waitlist. They may remain in their vehicle, outside, or other designated space. Once you are ready for them to enter your campus, the Visitu visitor management tool will send them a notification instructing them to proceed with the check-in process.

COVID-19 Visitor Agreement

The safety of our staff, families and visitors remain University High School's overriding priority. As the coronavirus outbreak continues to evolve and spread, we are monitoring the situation closely and will periodically update guidance based on current recommendations from the Centers for Disease Control and Prevention and the World Health Organization. Only business critical visitors are permitted at University High School at this time.

To prevent the spread of COVID-19 and reduce the potential risk of exposure to our campus and visitors, we are conducting a simple screening questionnaire. Your participation is important to help us take precautionary measures to protect you and everyone in this building.

If the answer is yes to any of the questions, access to the building will be denied.

SIGNATURE HERE

× 

CLEAR

AGREE


What to do if a COVID-19 case occurs

1. Procedures



Establish procedures to ensure students and staff who become sick at school or who arrive at school sick are sent home **as soon as possible**. Keep anyone sick **separate** from well students and staff until the sick person can be sent home.

3. Contact Tracing



After communicating a confirmed case, schools will need to **track** those the affected individual came into **contact with**.

2. Communicate



Set-up a **communication plan** that quickly **notifies** students, parents/guardians, faculty and staff to **remind** them to take the correct precautions.

4. Review



According to the CDC, Schools may need to temporarily **dismiss** classes for 2-5 days, if a student or staff member attended school before being **confirmed** as having COVID-19. This initial short-term dismissal **allows time** for the local health officials and the school to **contact trace** to gain a better **understanding** of the COVID-19 situation impacting the school and for custodial staff to **clean and disinfect** the affected facilities.



Conclusion

Visitu and Your Campus

Implementing recommendations and guidelines for COVID-19 can be overwhelming, but here at **Visitu** we're **committed** to helping you keep your campus open and safe with **seamless safety features** in our **SafeCampus Platform**.

As school administrators and educators, your number one priority is **keeping** students and staff **safe**. Training your staff and faculty with these easy to follow COVID-19 protocols will ensure a **secure** environment for everyone on **campus**. Leave the rest up to **Visitu**.

Visitu designed a **flexible** iPad based campus safety platform that's connected to the Visitu safety cloud. It's this architecture that allows **Visitu** to be rapidly deployed at **any campus** without having to install any software on your local PCs or servers. As a service offering, **Visitu's** team manages the platform so that once configured, your local team can just **focus** on using **Visitu** to **safeguard** your campus, so school administrators and educators can put students first.

Visitu SafeCampus software can help you keep your organization open, safe, and in compliance during the pandemic. **Improving** your school's **safety** protocols begins with a conversation.

Please contact us at **813.591.4800** or **Schedule a Demo** today to get started.

