

SMARTFLOOR

ProAce/Expert/Jumpy L2

Installation Manual



Manual nr 15010842
Rev 1 Loyds Industri AS 2015-12-08

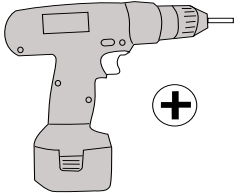
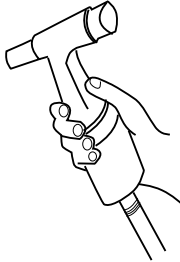
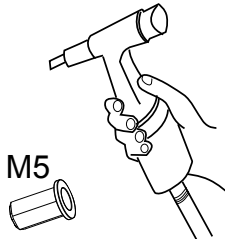
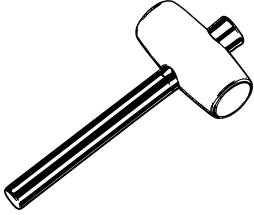
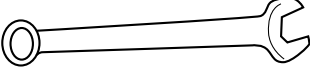
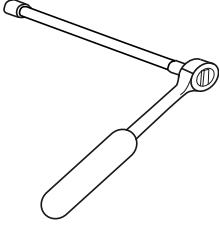



Revision Record

Rev nr	Date	Page	Picture	Update	New	Deleted steps

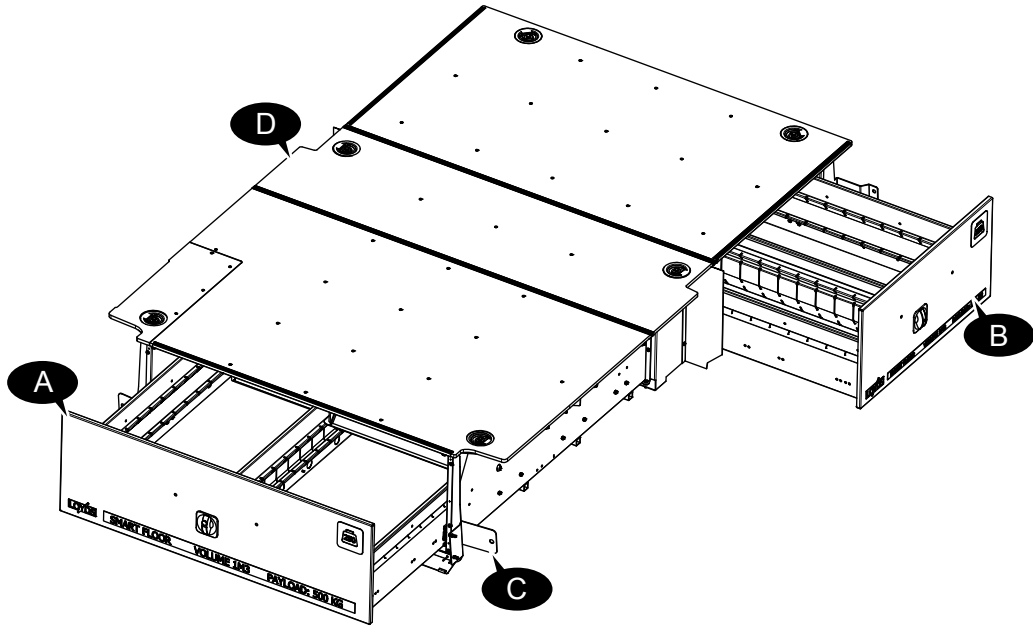
Recommended torque for screws:

4,2mm Selfdrilling: 3,6 NM
 6mm: 6 NM
 8mm: 10 NM
 10mm: 42 NM

Tools

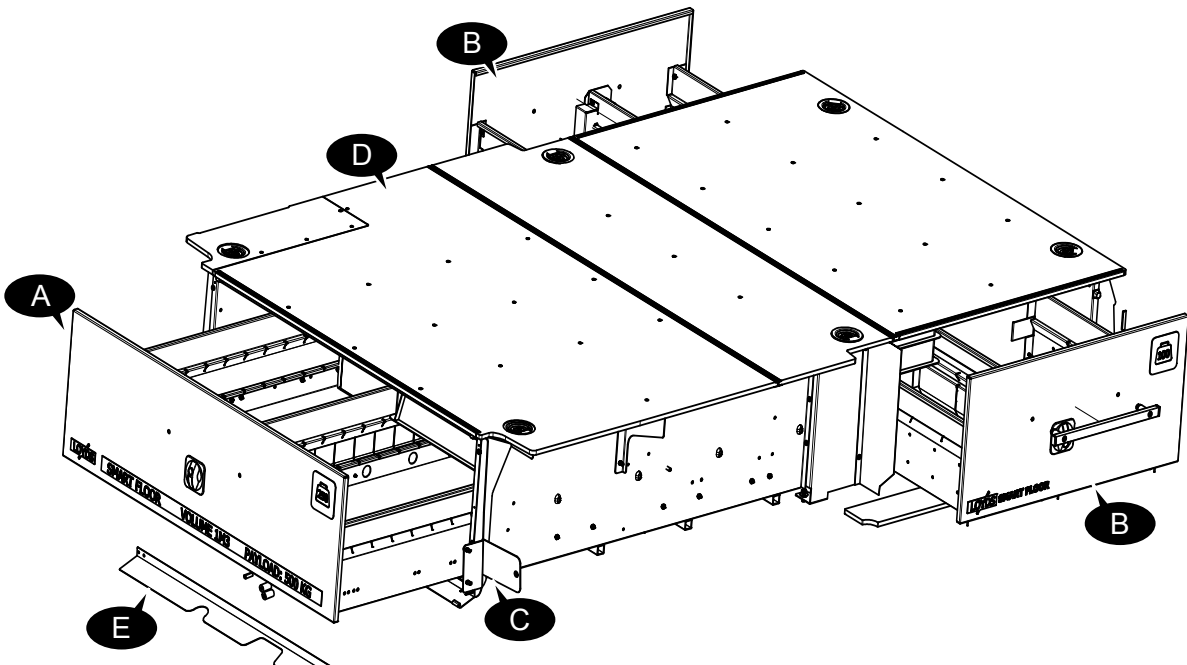
		 <p>M5</p>	
<p>10-13 mm</p> 	<p>10-13 mm</p> 	<p>Torx Bits TX 20 TX 25 TX 30</p>	 <p>Hex M6</p>
	 <p>CLICK</p>		

15010500 Kit complete PEJ L2 2SLD (1 front-drawer)



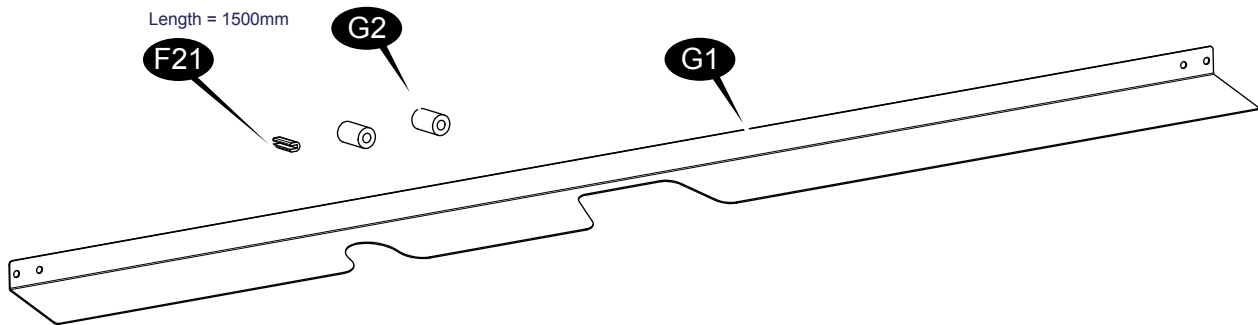
Item	Quantity	Part Number	Description
A	1	15009300	RD rear drawer complete assy
B	1	15010533	FD1sh Drawer complete assy
C	1	15010508	Steel bracket set PEJ L2
D	1	15010510	Floor kit PEJ L2 2SLD

15011265 Kit complete PEJ FD2 L2 2SLD (2 front-drawers)



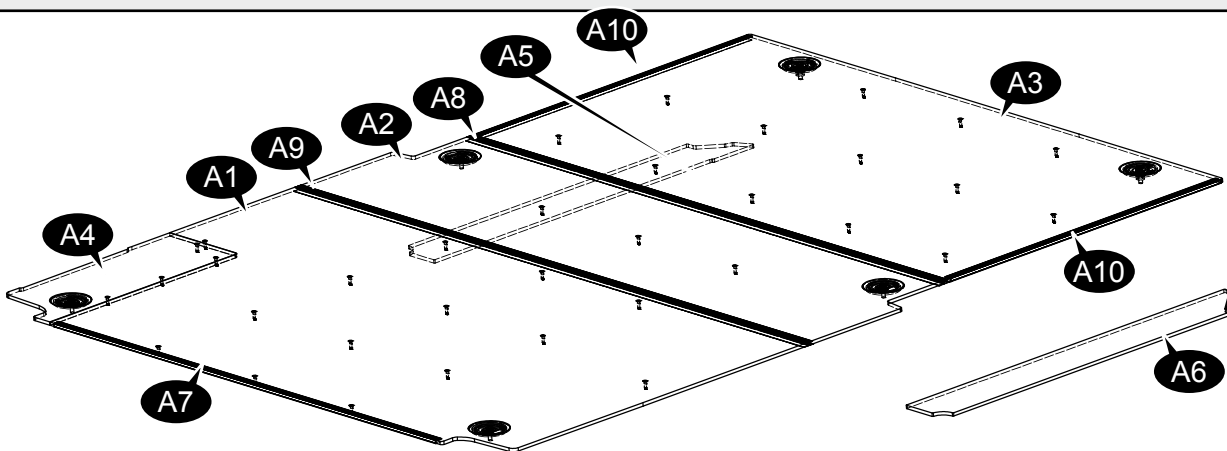
Item	Quantity	Part Number	Description
A	1	15009300	RD rear drawer complete assy
B	1	15010864	FD2 Drawer 700 600 Main Assy
C	1	15010508	Steel bracket set PEJ L2
D	1	15010510	Floor kit PEJ L2 2SLD
E	1	15010653	Supplement Kit for Swing Up PEJ

15010653 Supplement Kit for SwingUp PEJ



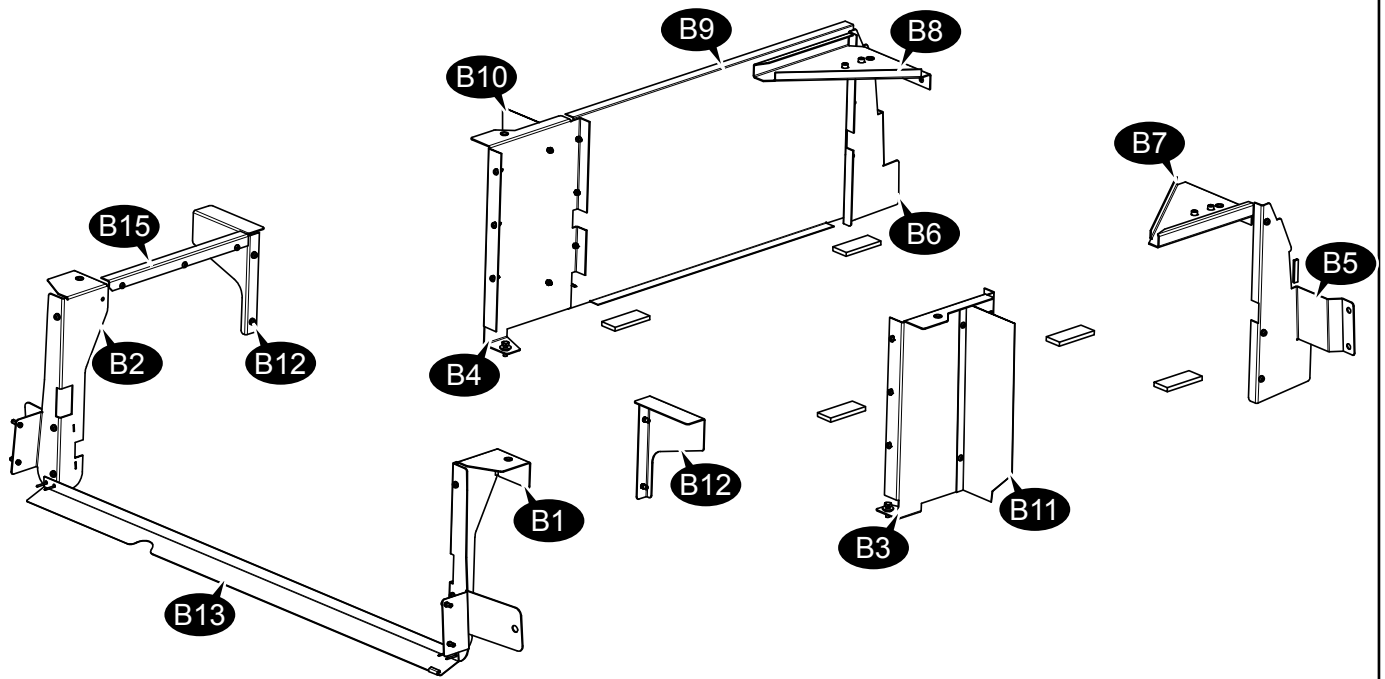
G1	1	15010537	Cover Angle Rear Lower SwUp PEJ
G2	2	15010652	Spacer Ø8,3x18x20 Nylon Black
F21	3	461 00 28	Edge Profile Black L=1500mm

15010510 Floor kit PEJ L2 2SLD



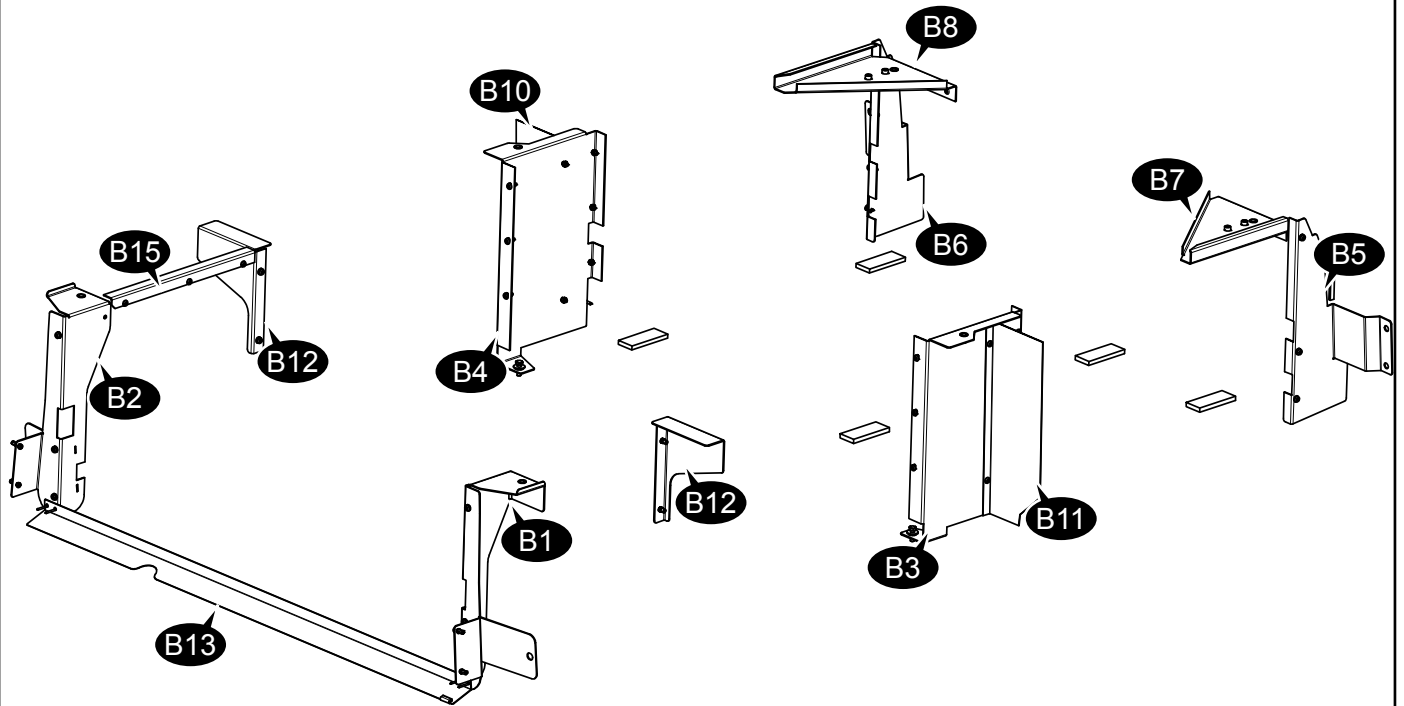
Item	Quantity	Part Number	Description
A1	1	15010501	Rear floor PEJ L2
A2	1	15010502	Middle floor PEJ L2
A3	1	15010503	Front floor PEJ L2
A4	1	15010654	Floor hatch rear left PEJ
A5	1	15010536	Floor cover Slide door left PEJ
A6	1	15010535	Floor cover slide door right PEJ
A7	1	15010505	U-profile 12mm L=1185
A8	1	15010506	H-profile 12mm L=1470
A9	1	15010507	H-profile 12mm L=1585
A10	2	15009882	U-profile 12mm L=845
A11	1	15010504	Fitting kit floor set PEJ L2

15010508 Steel bracket set PEJ L2



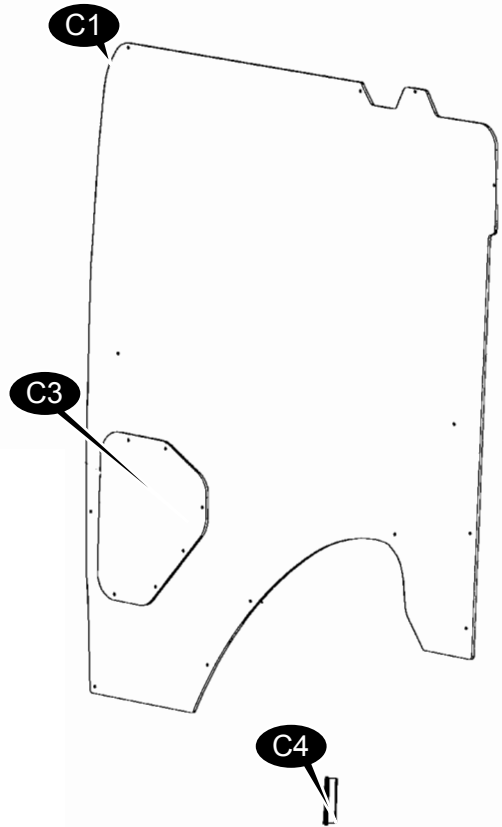

Item	Quantity	Part Number	Description
B1	1	15010521	Bracket rear right PEJ ASSY
B2	1	15010522	Bracket rear left PEJ ASSY
B3	1	15010523	Bracket middle right PEJ ASSY
B4	1	15010524	Bracket Middle left PEJ ASSY
B5	1	15010525	Bracket front right PEJ ASSY
B6	1	15010526	Bracket front left PEJ ASSY
B7	1	15010528	Bracket latchcup Oframe right PEJ ASSY
B8	1	15010529	Bracket latchcup Oframe left PEJ ASSY
B9	1	15010530	Cover LH Outer frame FD1
B10	1	15010531	Cover left slide door PEJ
B11	1	15010532	Cover right slide door PEJ
B12	2	15010225	Bracket stiffener middle right T5 ASSY
B13	1	15010511	Cover angle rear lower PEJ
B14	1	15010509	Fitting kit steel bracket set PEJ L2
B15	1	15010650	Angle for hatch PEJ

15011267 Steel bracket set PEJ L2 2SLD



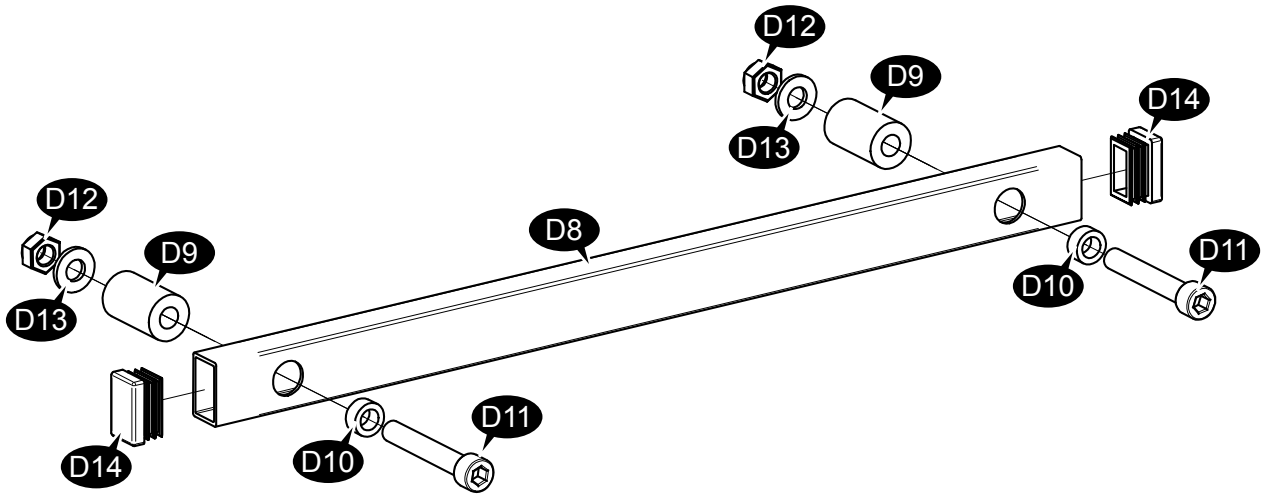
Item	Quantity	Part Number	Description
B1	1	15010521	Bracket rear right PEJ ASSY
B2	1	15010522	Bracket rear left PEJ ASSY
B3	1	15010523	Bracket middle right PEJ ASSY
B4	1	15010524	Bracket Middle left PEJ ASSY
B5	1	15010525	Bracket front right PEJ ASSY
B6	1	15010526	Bracket front left PEJ ASSY
B7	1	15010528	Bracket latchcup Oframe right PEJ ASSY
B8	1	15010529	Bracket latchcup Oframe left PEJ ASSY
B10	1	15010531	Cover left slide door PEJ
B11	1	15010532	Cover right slide door PEJ
B12	2	15010225	Bracket stiffener middle right T5 ASSY
B13	1	15010511	Cover angle rear lower PEJ
B14	1	15010509	Fitting kit steel bracket set PEJ L2
B15	1	15010650	Angle for hatch PEJ

Panels for L2H1



Item	Quantity	Part Number	Description
C1	1	15007518	Panel side rear left L2H1
C2	1	15007519	Panel side rear right L2H1
C3	1	15007522	Cover side panel rear left
C4	1	15007562	Fitting kit panel base set L2H1

15010236 Handle Assy

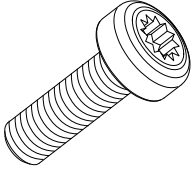
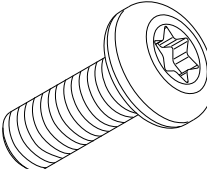
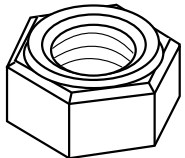
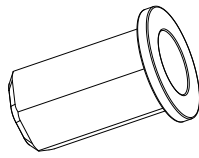
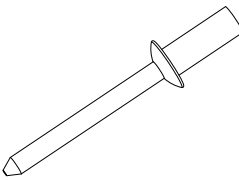
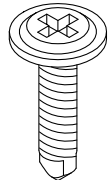
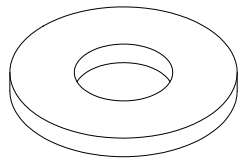
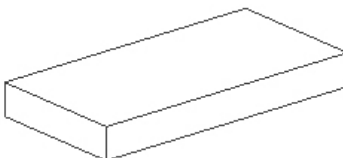
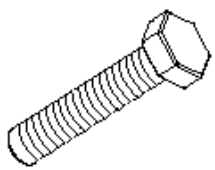
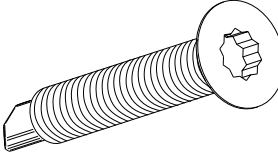
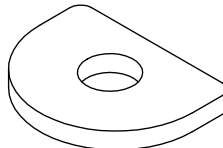
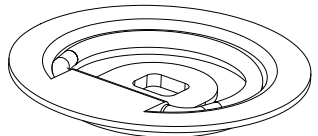
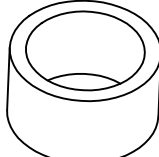
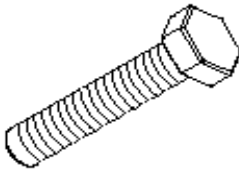
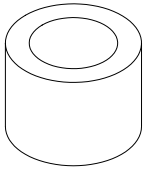
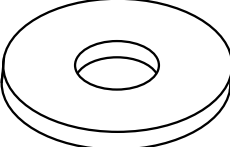
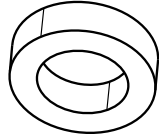
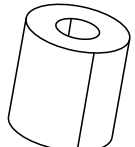
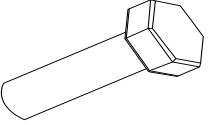




15010236 Handle Assy

Item	Quantity	Part Number	Description
D8	1	15009441	Handle Tube 25x15x286
D9	2	15009442	Spacer Ø8,3x18x30 Nylon Black
D10	2	15009443	Spacer Ø8,1x13x6mm Galv
D11	2	15009444	Screw M8x50 Cylinderh Hex
D12	2	8 NMU	Mutter M8 Nyloc DIN985
D13	2	8,4x17x2	M8 Washer, DIN 125
D14	2	15009438	End Plug Tube 25x15 Inside

Important: If swing up rear door, replace D9 with G2 from 15010653 supplement kit on page 3, on rear-extending drawer only.

Fitting Kit

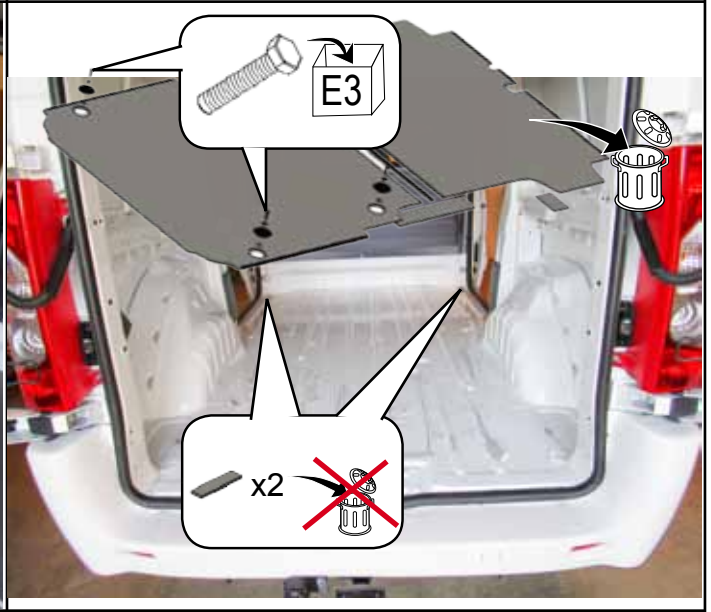
<p>F1</p>  <p>15004443 M5x16 TX20 pan (DIN 7985)</p>	<p>F2</p>  <p>15003551 M6x16 TX30 pan (DIN 7985)</p>	<p>F3</p>  <p>6 NMU M6 Self locking nut, DIN 985-8</p>
<p>F4</p>  <p>15005027 M5 Popnut Hex-body</p>	<p>F5</p>  <p>5x12 NSS Poprivet Steel, Black</p>	<p>F6</p>  <p>4,2x19 FL Selvborr skruer, flathode, elzn</p>
<p>F7</p>  <p>15009916 Washer 30x13x3 Elz</p>	<p>F8</p>  <p>05-99406 Avstandskloss gulvskjøt</p>	<p>F9</p>  <p>8x40 6KS M8x40 mm Bolt, DIN 933, sort</p>
<p>F10</p>  <p>15009568 Screw 4,8x32 Selfdrill Counters Torx Elz</p>	<p>F11</p>  <p>15005884 Washer Latchcup for ø8</p>	<p>F12</p>  <p>15005497 Latch Cup Black Ø90 Ø12x15 1000Kp</p>
<p>F13</p>  <p>5745 Dist Sleeve Fix Eye</p>	<p>F14</p>  <p>15004713 M8x50 screw, DIN 933, black ElZn+Cr3</p>	<p>F15</p>  <p>15001584 Distansehylse D20 d13 h15</p>
<p>F16</p>  <p>8,4x23x2 M8 Stoppskive, DIN 9021</p>	<p>F17</p>  <p>11,3x18x4 Plastic spacer, B-219</p>	<p>F18</p>  <p>11,3x18x12 Distansehylse B-223, plast</p>
<p>F19</p>  <p>8x25 6K BI Hex-bolt DIN 933</p>	<p>F20 L=1500mm</p>  <p>36.721004 Window rubber profile</p>	<p>F21 L=1300mm (+1500 for swingup supplement kit)</p>  <p>461 0028 Edge profile black</p>

1.

L&R



2.



3.




4.



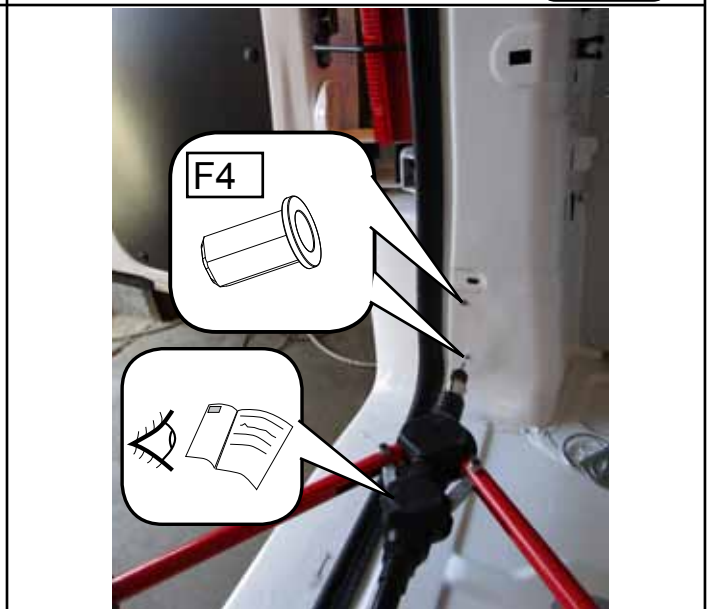
5.

L&R



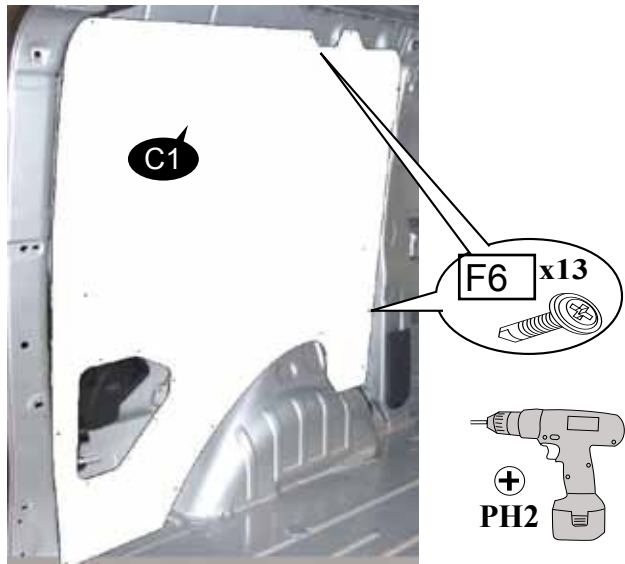
6.

L&R



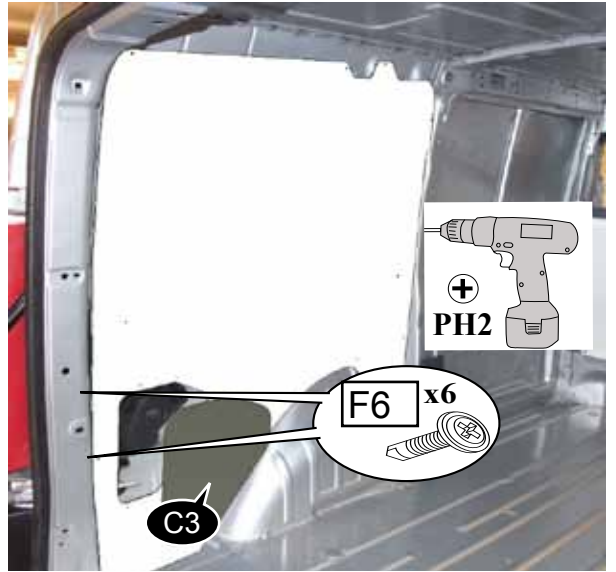
7.

LH



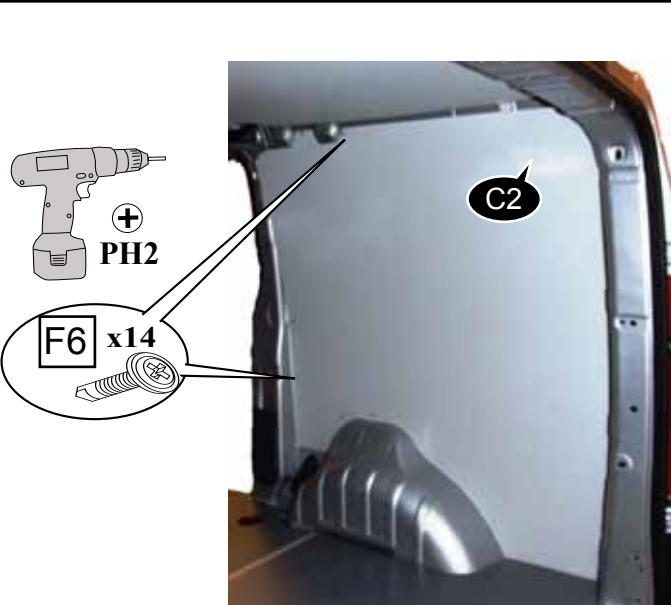
8.

LH



9.

RH




10.

RH




11.

LH



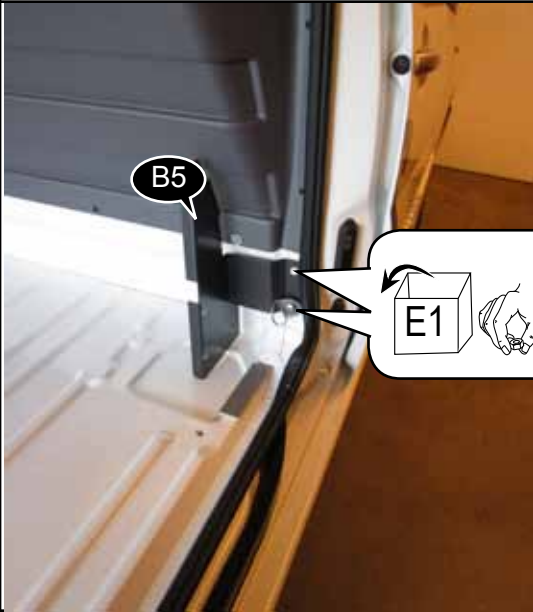
12.

LH



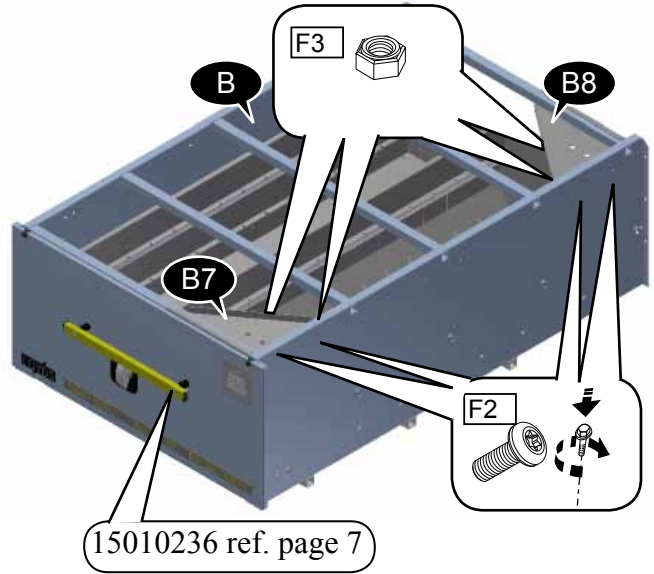
13.

RH




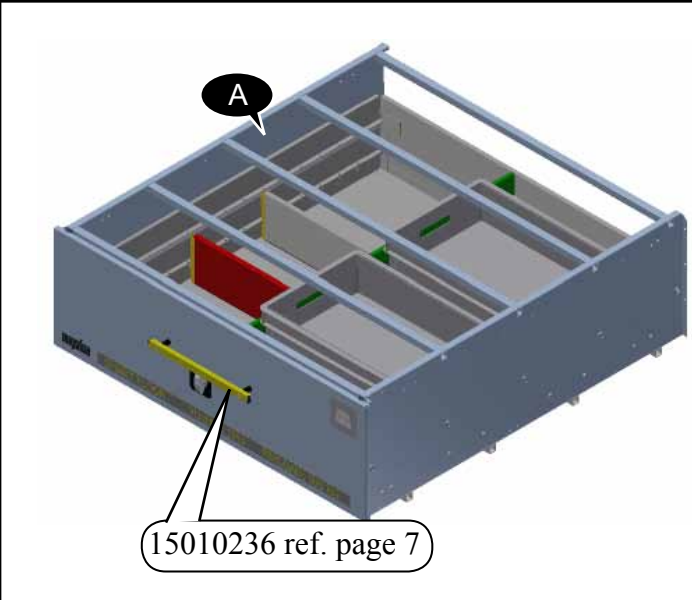
14.

1 front drawer = 15010500
2 front drawers = 15011265



15.

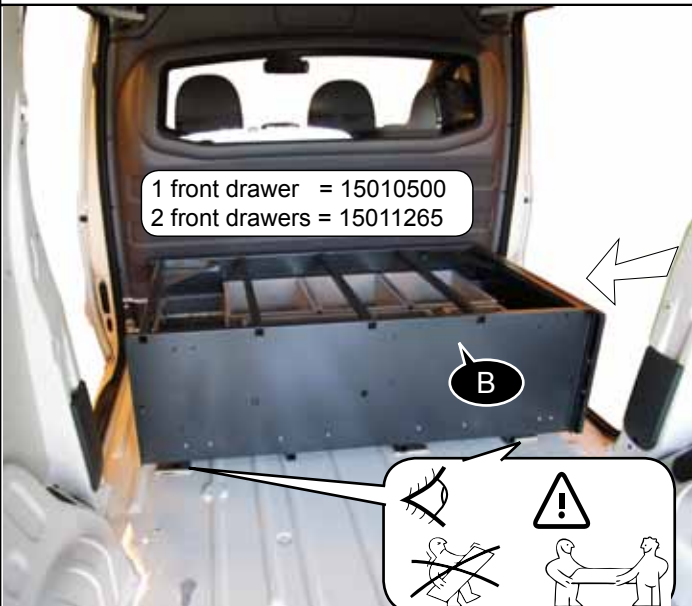
16.



17.

18.

RH




19.



20.

LH



21.

LH



22.

RH



23.

RH



24.

L&R



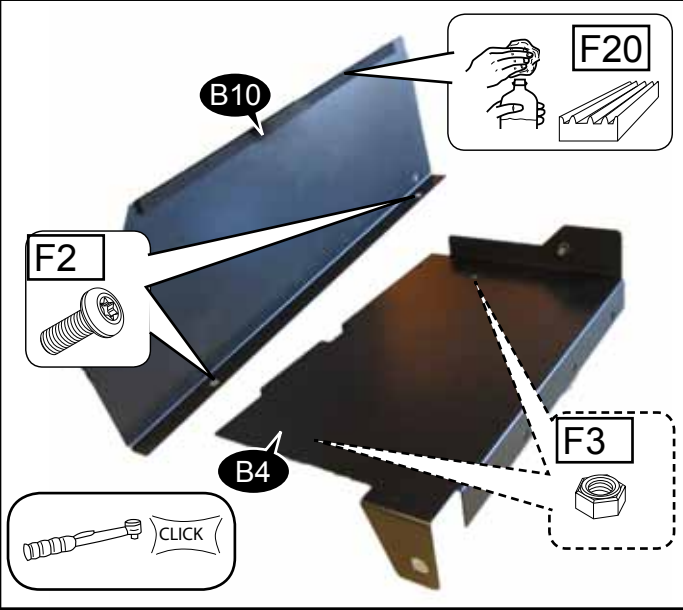
25.

LH



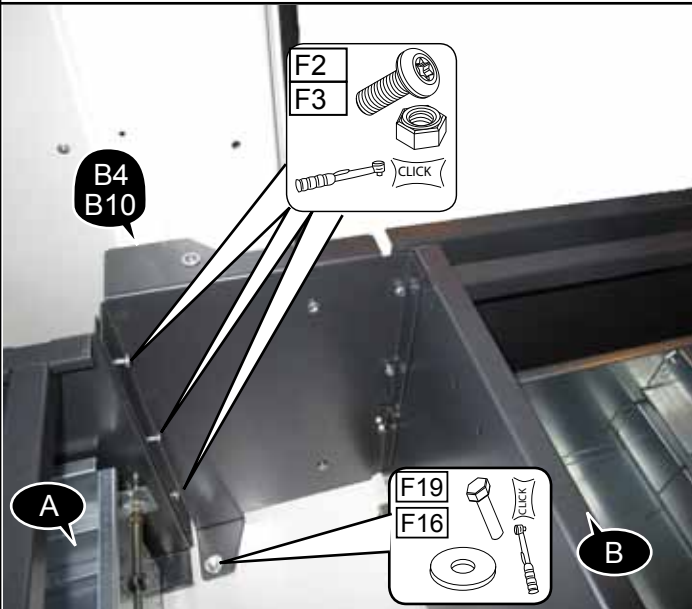
26.

LH

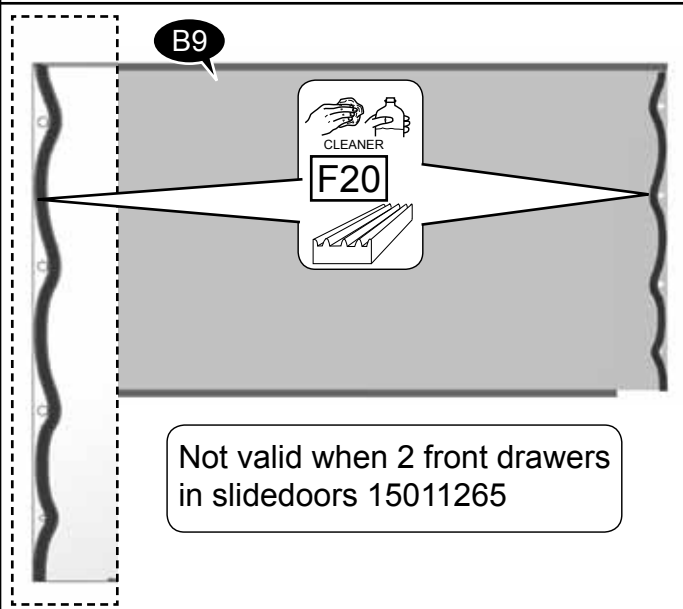


27.

LH



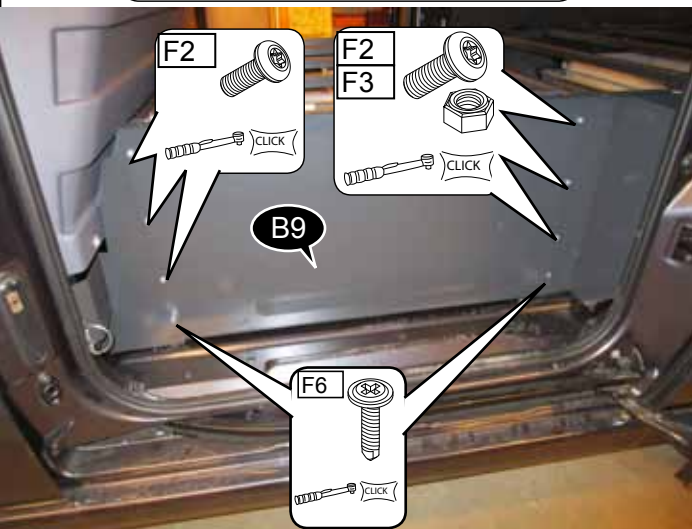
28.



29.

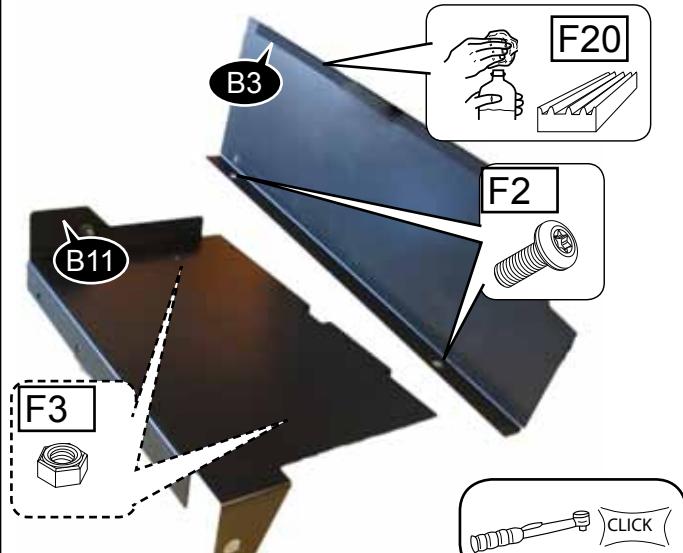
Not valid when 2 front drawers in slidedoors 15011265

LH



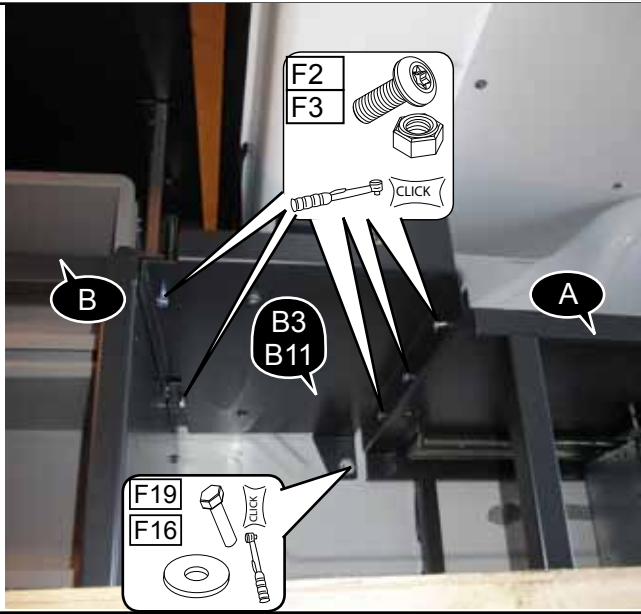
30.

RH



31.

RH



32.

L&R




33.

RH



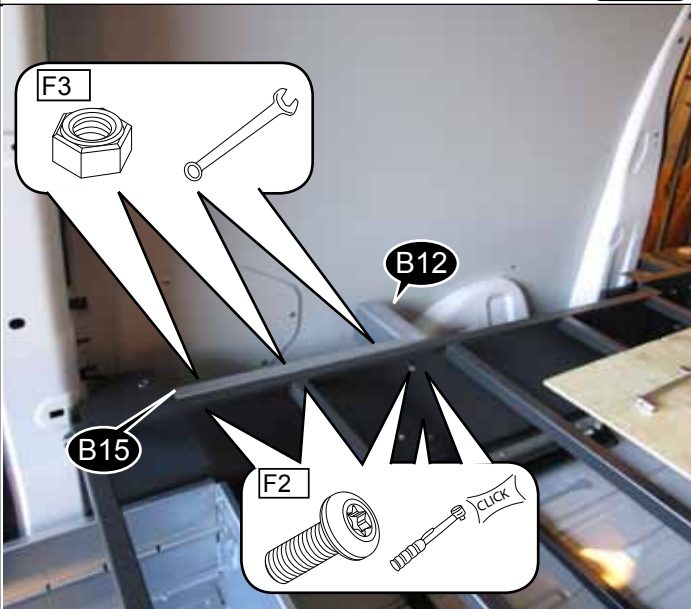
34.

L&R



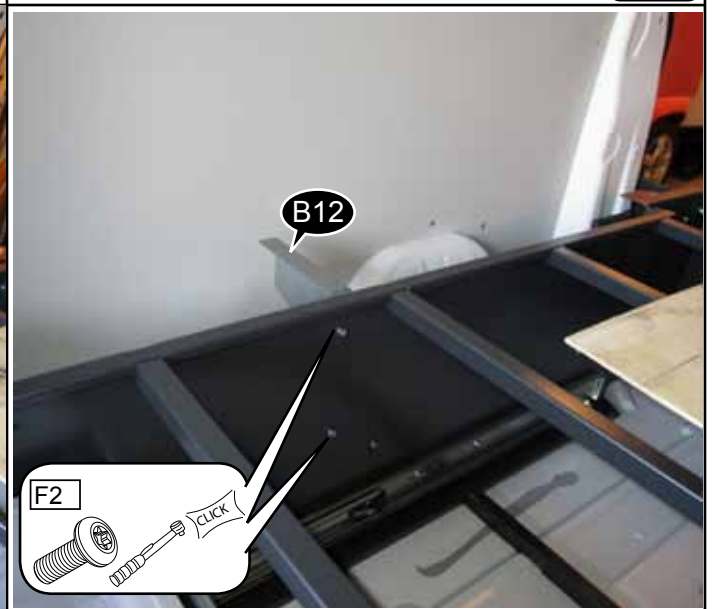
35.

LH

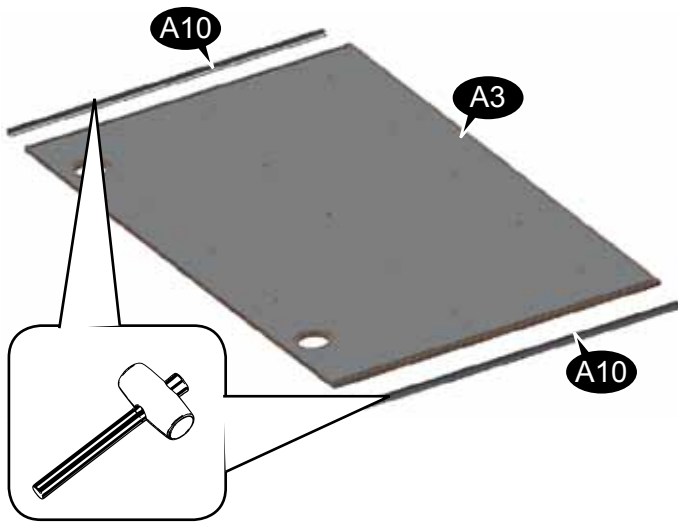


36.

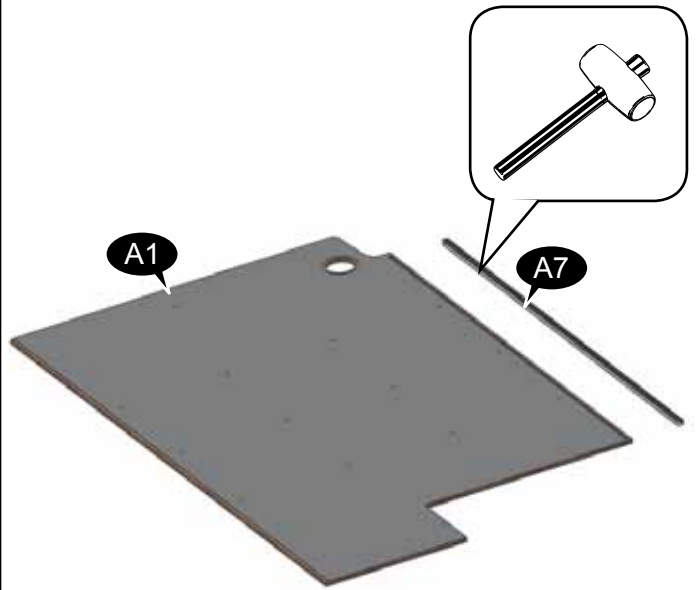
RH



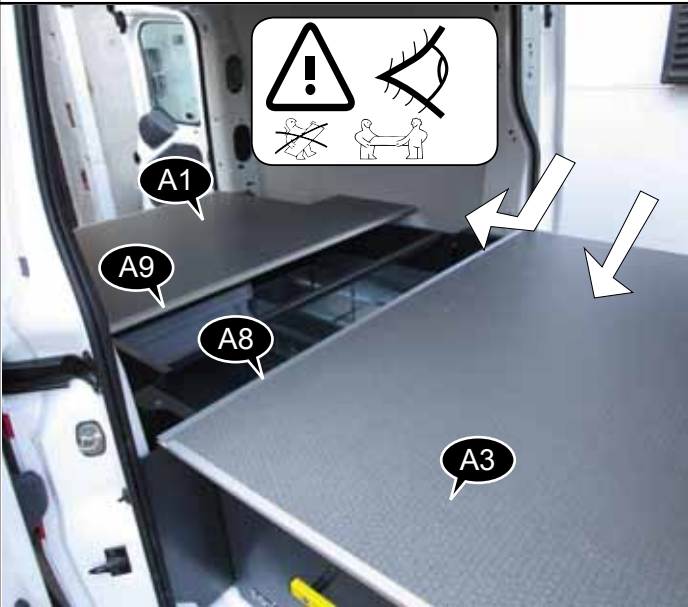
37.



38.



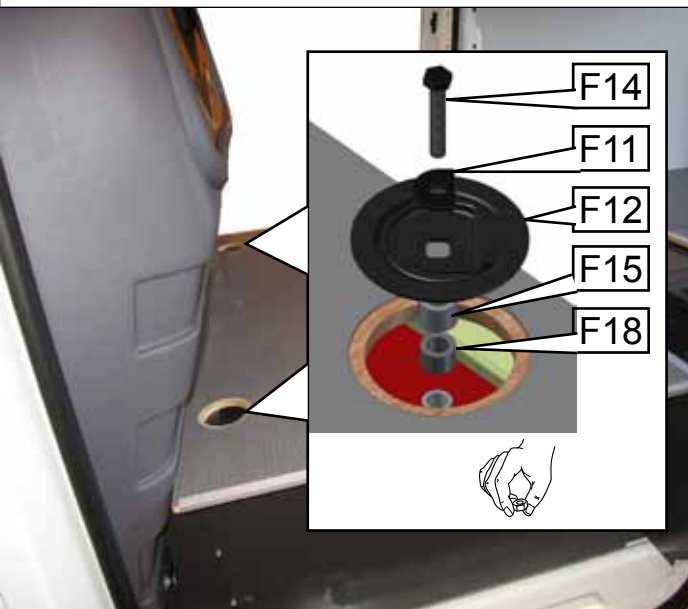
39.



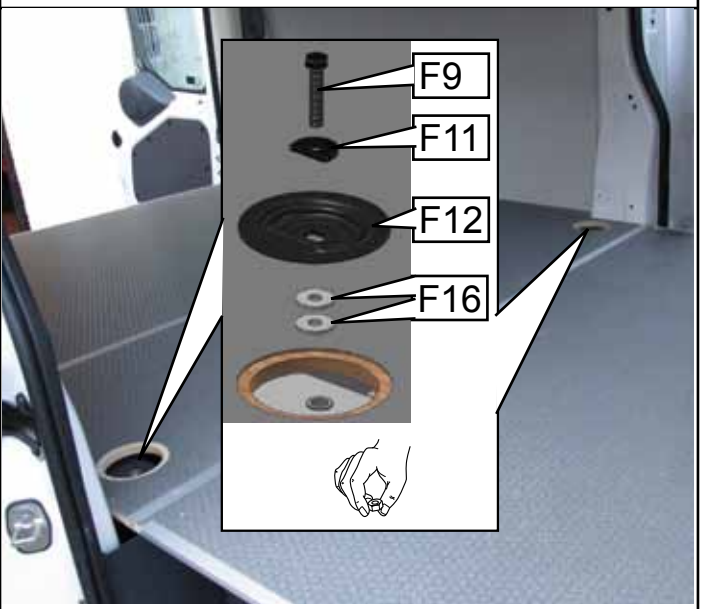
40.



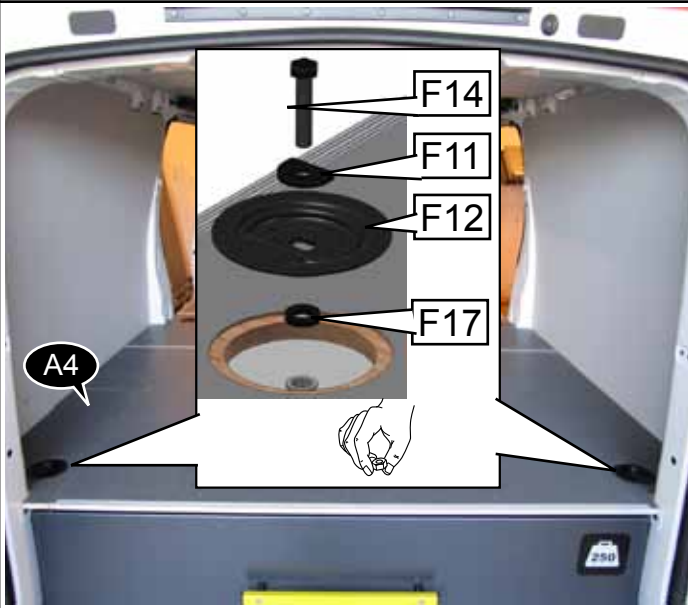
41.



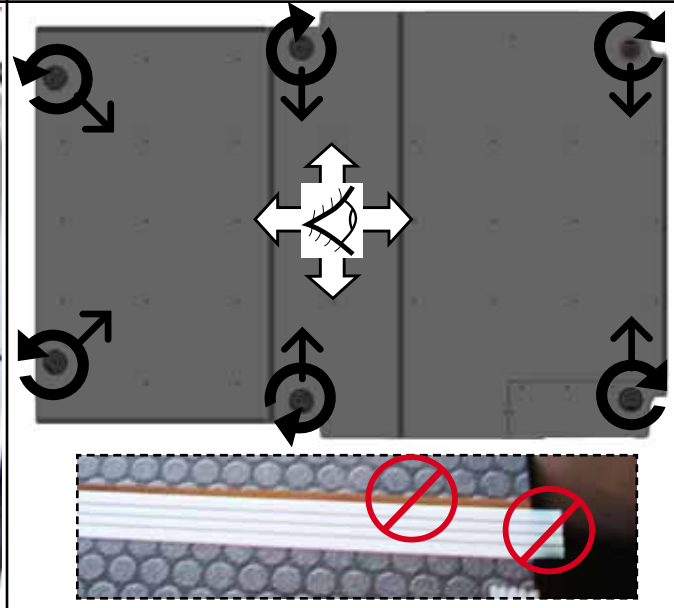
42.




43.



44.



45.



46.



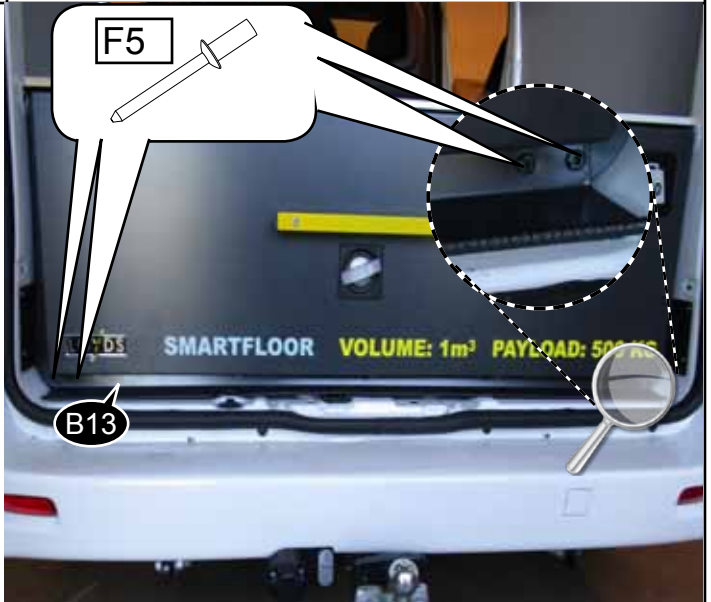
47.



If rear door is swing-up, use supplement kit from page 3.




48.




49.

LH



50.

LH




51.

RH



52.

RH



53.

