

VIRTUAL SHAREHOLDERS USER GUIDE
GENERAL MEETING FOR 30 JUNE

2021



THE ADAPT IT GM PLATFORM

Attending the General Meeting (GM) electronically

This year we will be conducting a virtual GM, giving you the opportunity to attend the GM and participate online, using your smartphone, tablet or computer.

If you choose to participate online you will be able to view a live webcast of the meeting, ask the Board questions and submit your votes in real time. To access the platform, you will need to:

Visit <https://web.lumiagm.com> on your smartphone, tablet or computer. You will need the latest versions of Chrome, Safari, Internet Explorer 11, Edge or Firefox. Please ensure your browser is compatible.

Meeting ID: 195-944-371

To login you must have your Username and Password which you can request from supportza@lumiglobal.com

You will be able to log into the site from **11:30 on 30 June 2021**

Using the Adapt IT GM facility

Access

Once you have entered **web.lumiagm.com** into your web browser, you'll be prompted to enter the **Meeting ID**.

To login as a Shareholder, select **'I am a Shareholder'**.

You will then be required to enter your:


- Username; and
- Password


If you are a Guest, select **'I am a Guest'**

As a Guest, you will be prompted to complete all the relevant fields including; first name, last name and email address.


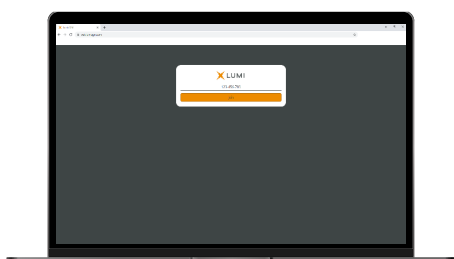
Please note, Guests are not able to ask questions at the meeting, and they will not be able to vote.

Navigation


When successfully authenticated, the info screen  will be displayed. You can view company information, ask questions, view relevant documents and watch the webcast.

If you would like to watch the webcast on smaller devices select the broadcast icon  at the bottom of the screen in the broadcast band.

If viewing on a computer, the webcast will appear at the side automatically once the meeting has started.

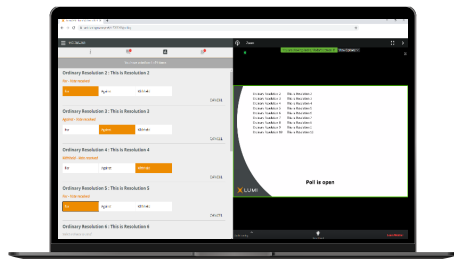


Voting

Once the voting has opened, the polling icon  will appear on the navigation bar at the top of the screen. From here, the resolutions or motions and voting choices will be displayed.

To vote, simply select your voting direction from the options shown on screen. A confirmation message will appear to show your vote has been received. **For - Vote Received**

If you wish to change your mind, simply select an alternate choice while the voting



is open or select cancel if you wish to cancel your vote.


Once opened, voting can be performed at anytime during the meeting until the Chairman closes the voting on the resolutions. At that point your last choice will be submitted.

You will still be able to send messages and view the webcast whilst voting is open.

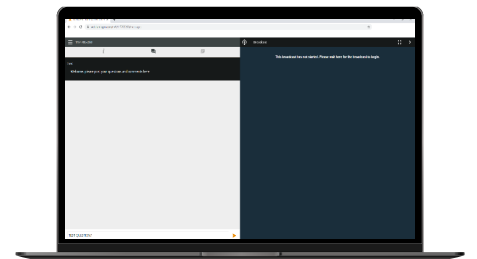
Questions

Any shareholder or appointed proxy attending the meeting is eligible to ask questions.


Guests may not ask questions.

To ask a question, select the messaging icon  at the top of the screen.

Type your message within the chat box at the bottom of the messaging screen and then press send.



Documents

Documents will be available for you in the documents vault, just click on the Documents icon  at the top of the screen.

