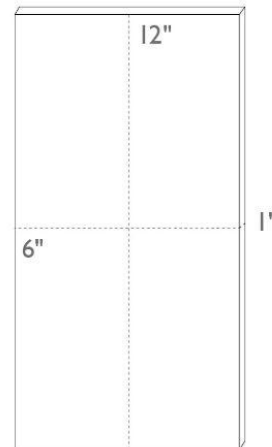


FORNACE BRIONI + clé TRADITIONAL COTTO

| USAGE | Y/N |
|----------------------------|--------------|
| interior floor | Y* |
| interior wall | Y* |
| exterior floor | Y* |
| exterior wall | Y* |
| residential heavy traffic | Y |
| commercial light traffic | Y |
| radiant heating compatible | Y |
| fireplace surround | Y |
| shower | Y* |
| steam shower | N |
| fountain | N |
| freeze thaw | N |
| pool | N |
| heat resistant | N |
| sink backsplash | Y* |
| stove backsplash | N |
| grout type | flexcolor cq |
| grout joint size | 3/8" |
| UV resistant | Y |



Standard thickness for Cotto Romano & Cotto Grigio is 1".

Please note all dimensions are nominal. Additionally, dimensions between tiles can vary +/- 1/4 inch.

*There are specific installation requirements for this usage, read more information under the installation, sealing, grout, and wet area application sections of this document.

FORNACE BRIONI + clé TRADITIONAL COTTO

INSPECTING YOUR SHIPMENT

- Fornace Brioni + clé cotto tavellas are made by hand, therefore slight variations in thickness, depth, color, shade and size are to be expected.
- Calcium flashing is inherent to terracotta and can occur. To remove, have your installer do a quick sanding with an orbital sander and 120 grit sandpaper before sealing the tiles.
- **IMPORTANT:** Due to the noticeable color and shade variations, it is very important to blend the tiles from all boxes once they arrive and place them in their installation area to ensure you have the layout you want before installing. Do not install without blending tiles from all boxes.
- Industry standard suggests adding at least 15% overage due to tile cuts, potential breakage, or future repairs.
- Dust and residue from shipping should be cleaned prior to installing. This can be done with a damp sponge or microfiber cloth.

INSTALLATION

- As is standard in the tile industry, installation deems acceptance of materials. Do not install if there are visible issues. If you have any doubts or are unsure of what qualifies as a visible issue for the tile you are installing, please reach out to us prior to installation. Our tiles are subject to variations in color, texture, size and finish. Do not install if you have any doubts about visible issues. Misuse by contractor or end-user including but not limited to negligence, physical and/or chemical abuse is not covered by clé's warranty.
- Tile is merely the surface of your construction. Installation problems will arise from substrate or construction engineering and/or installation issues. Please refer to your project architect, structural engineer and/or installer to have the best results for your tile finish.
- clé's guides are only to help direct you in the right path for a proper installation. Each project is unique and therefore requires a professional who can provide the exact specifications for your project.
- Please refer to the current edition of the TCNA Handbook for best installation results and ANSI A137.1 American National Standard Specifications for Ceramic Tile to reference for specifications.
- To ensure proper bonding when setting, we recommend lightly wiping the back of each tile if there is excessive dust.
- Be sure to have 95% or more adhesive on the back of the tile to ensure the best bond when setting.
- **DO NOT USE TAPE** during product installation, or otherwise. We cannot guarantee our products' safety against various construction tapes— **INCLUDING BLUE TAPE.**
- **IMPORTANT:** Fornace Brioni + clé cotto tavellas—like most tiles, cannot be placed where excessive heat is directed onto them (inside fireplaces, pizza ovens and oven venting). If you are wanting to install these behind a stove range/oven vent, we highly recommend that there is at least a 4" metal splash (provided by the range manufacturer) between the tile and the vent to deflect heat from blowing directly onto the tiles.

SEALANT

- Fornace Brioni + clé cotto tavellas are extremely porous and must be sealed after grouting to maintain their appearance and avoid staining.
- clé only recommends Miracle 511 Porous Plus for an invisible, water, stain and weather resistant sealant finish.
- Always test sealers in a small area to ensure it provides the finish you prefer.
- For wet applications and floor installations of unglazed terracotta tiles, you must seal the grouted areas and the tile surface as the final step of installation.
- For commercial traffic floor installations or areas susceptible to grease build-up we recommend three to five coats of Miracle Mira Matte top-coat sealant in addition to sealing.
- If your contractor is having any issues or questions regarding this sealant, please have them reach out to Miracle tech support directly at 1-877-385-8155, as they are the best and fastest line of resolution.
- PLEASE FOLLOW ALL MIRACLE SEALANT INSTRUCTIONS FOR BEST RESULTS as well as MAINTENANCE UPKEEP RECOMMENDATIONS.*

* **HINT:** if water and oil do not bead up on the surface of your tiles then the sealant was not applied properly.

GROUT

- If you are using these tiles on floors or in wet applications (shower, sink backsplash), grouting is required. You will need to seal the tile surface before grouting and then seal both the tile surface and grouted areas as the final step of installation.
- Because of the thickness and shape of the tile it may be easier to use a grout bag to fill the grout joints. We recommend working in small areas to fill the grout joints.
- Float grout over the section that was just filled.
- Remove excess grout with a clean, slightly damp sponge or trowel (do not scratch the tile).
- After grouting, clean any remaining spots of grout from the surface.
- Follow grout manufacturer's instructions on proper drying time before applying final sealant.
- clé ONLY recommends Mapei Flexcolor CQ grout to reduce the risk of grout haze and staining. Make sure to always follow the manufacturer's instructions.
- Letting the grout sit for even a short period of time can be problematic. clé recommends a grout joint of 3/8" for Cotto Rosato and Cotto Grigio.
- Grout color selection is always up to our client and/or their design professional. However, clé is often asked for our opinion on best grout selections for our tiles. And due to the large array of grout colors that are now available, clé would like to offer this general guideline on a foolproof grout color selection for any of your clé tiles.
 - First, have your professional tile contractor complete your tile installation, except for the grout portion.
 - Next, when ready to grout, ask your contractor to bring ALL grout color charts from his preferred grout manufacturers, for your review.
 - Lastly, choose a time of day when you are most pleased with the lighting in your space (either natural lighting, installed lighting or a blend of both).

- During that lighting and time of day, select the grout color that best matches your tile selection.
- Note that the full Mapei Flexcolor CQ color catalogue contains 40 colors to choose from. Visit the Mapei website to view.
- If you are working with a highly color-variegated tile or a combination of tiles (checkered or otherwise), we recommend that you follow the above recommendations—but match your grout to the color in your varied tile or tile combination that you would most like to accentuate.
- If your contractor selects brands other than Mapei grout or Miracle sealant, please have them reach out to the respected representatives of those manufactures for advice and support on failures.
- If your contractor is having any issues or questions regarding this grout, please reach out to Mapei tech support directly at 1-800-992-6273 as they are the best and fastest line of contact.
- **IMPORTANT:** During grout application, immediately remove any excess grout off the face of the tile with a clean, damp cloth/sponge. Do not allow grout to cure on the face of the tile as it could cause grout haze and will be hard to remove.

EXTERIOR INSTALLATIONS

- **IMPORTANT:** Fornace Brioni + clé cotto tavellas are not freeze thaw rated. Therefore we do not recommend and cannot warrant installing these outdoors in areas that regularly experience freezing temperatures*
- * If you plan on installing these outdoors in areas that experience freeze/thaw, we cannot guarantee there won't be installation failures. Installations in freeze/thaw locations require flashing the top of vertical installations to prevent moisture from dripping behind the installation and installing the tiles above grade for horizontal installations. In addition, the installation must be completely sealed and maintained with a weather resistant sealant like Miracle 511 Porous Plus.

With application of Miracle Sealant, these tiles can have resistance to freeze/thaw issues. However, oftentimes there are installation failures because the specific installation guidelines and sealant maintenance is not properly followed. But if completed and maintained correctly (see manufacturer's instructions) then you can proceed **WITH CAUTION.**

If you can comply with all of the above and understand that without the sealant your install won't hold up—then it's up to you to proceed with installing this tile in a freeze/thaw location. We recommend your contractor reach out to both Mapei tech support for installation support and Miracle Sealant tech support on the waterproofing of the tiles.

WET AREA APPLICATION

Fornace Brioni + clé cotto tavellas can be used for sink backsplash and shower installations. Due to the highly porous nature of these terracotta tiles, we do not recommend these tiles for steam showers.

When installing, make sure these specific waterproofing precautions are taken:

- A waterproof membrane is used under the tile and a water and stain resistant, penetrating sealer (Miracle Sealant 511 Porous Plus) is used to seal the grouted areas and the tile surface.
 - To increase slip resistance in wet area applications (especially shower floors), we recommend broadening the grout joint size on the setting of the pan tiles, vertical staggering of the tile layout, laying out the tile in a herringbone pattern, or alternatively cutting the tile into smaller 2x2” pieces.
 - Single coat reapplication of the penetrating sealant is required once a year in shower applications due to the continuous exposure to water.
 - For superior water repellency in showers, we recommend applying Miracle 511 Impregnator in addition to Miracle 511 Porous Plus.
 - Contact Miracle sealant tech support directly at 1-877-385-8155 for sealant maintenance and upkeep questions.
 - These Fornace Brioni + clé tiles are not suitable for pool or fountain use, or for exterior areas that regularly experience freezing temperatures.
-

MAINTENANCE

- Over time, a natural patina will occur on floors as they are maintained and naturally wear.
 - **IMPORTANT:**The more foot traffic there is, the more wear and tear you will have and the more maintenance the floor will require.
 - Maintenance will include periodic stripping and re-application of sealant, especially for light commercial traffic floors.
 - Because of the extremely porous nature of Fornace Brioni + clé cotto tavellas, we don't recommend them for heavy commercial traffic floors (restaurants, bars) because of the stringent maintenance and upkeep it will require. Heavy foot traffic often requires more protection than normal—from grease and soiling, which often requires heavy duty deep cleaning procedures.
 - Single coat reapplication of the penetrating sealant is required at least once a year in shower applications due to the continuous exposure to water.
 - For superior water repellency in showers, we recommend applying Miracle 511 Impregnator in addition to Miracle 511 Porous Plus.
 - For showers, opening windows/doors to help some of the moisture dissipate faster after use will help rid extra moisture.
 - Check with the Miracle Sealant tech support directly at 1-877-385-8155 for best advice on applying and maintaining sealants.
-

CLEANING

- Immediately clean up spills—do not allow liquids to sit on the tile surface. Excess liquid and moisture can stain, pit and crack tile - even when properly sealed.
- Mild, pH neutral soaps should be sufficient for most cleaning—test before general use.
- Clean using soft materials, like a cloth, instead of coarse materials.
- Always avoid harsh chemicals and acidic or alkaline cleaning products.

- Vacuum or sweep regularly—abrasive dirt and materials can scratch the surface.
- Non-slip mats or area rugs should be placed inside and outside entrance ways to remove abrasive materials that can scratch and dirty the tile surface.
- Mop floors when necessary with warm, clean water and pH neutral cleaner. Interior wall installations can be cleaned with warm water and damp microfiber cloth.
- Shower installations should be squeegeed after each use to prevent hard water stains, soap scum and mildew.
- Most stains can be removed with a pH neutral dish soap, hot water and the scrub side of a sponge.
- clé recommends the use of Miracle Porcelain & Ceramic Tile Cleaner to remove stubborn stains, grease build up, soap scum, hard water deposits and everyday grime.
- Miracle Tile & Stone Cleaner is effective as an ongoing maintenance cleaner and is gentle for everyday use.
- To remove difficult mildew, mold or soap scum, we recommend Miracle Sealants Liquid Powlitice.
- Oil stains are difficult to remove from terracotta. They will require the use of a powlitice, like Miracle Sealants Powlitice Plus to draw out the stain. Follow the manufacturer's instructions for application and use.
- Grout lines can be cleaned with warm water and a soft bristled cleaning brush.

TRADE SPECIFICATIONS

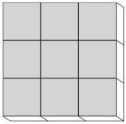

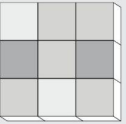
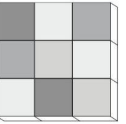



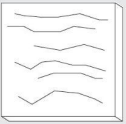
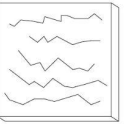
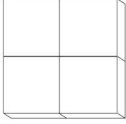
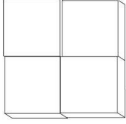
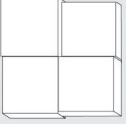
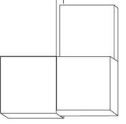
clé has partnered with Fornace Brioni to create a collection of traditional terracotta designed for the everyday. The resulting traditional Cotto Rosato and Cotto Grigio tiles are a tribute to Fornace's roots which will lend any space a minimalist but warm rustic look.

COLOR, TEXTURE AND SIZE VARIATION

Due to the handmade craftsmanship of many of our tiles and the variety of materials used, there are degrees of variation in our tiles color, shade and texture. These differences are more pronounced in certain types of tiles than others, especially in tiles from separate production lots, or “batches”. This makes it unlikely that your sample will be a perfect match with your actual order or that your add-on order will be a perfect match to your actual order.

The following is a guide for the different degrees of variation that we have assigned our tiles:

Fornace Brioni + clé cotto tavellas are rated 'level 3 medium' for color and texture variation, and 'level 3 heavy' for size variation.

| CATEGORY | LEVEL 1 | LEVEL 2 | LEVEL 3 | LEVEL 4 | LEVEL 5 |
|-------------------|---|---|---|---|--|
| COLOR VARIATION |  <p>low</p> |  <p>slight</p> |  <p>medium</p> |  <p>heavy</p> |  <p>extreme</p> |
| TEXTURE VARIATION |  <p>smooth</p> |  <p>slight</p> |  <p>medium</p> |  <p>heavy</p> | n/a |
| SIZE VARIATION |  <p>slight</p> |  <p>medium</p> |  <p>heavy</p> |  <p>extreme</p> | n/a |

FLOOR RATING

Fornace Brioni + clé cotto tavellas are rated III (can be used for light residential to light commercial foot traffic).

I light residential

for residential areas with light foot traffic. examples can include bathroom, bedroom, formal dining and living rooms. please note the following:

- not suitable for shoes with hard sole profiles (cleats, stilettos, etc.)
- the floor must be kept clean from abrasive debris (gravel, mud, salt, etc.)
- immediately clean all stains (food, personal and household care products, oils, paints, chemicals etc.)

II heavy residential

for residential areas with continuous foot traffic. examples can include entry, hallway, kitchen, foyer, laundry and mud rooms. please note the following:

- the floor must be kept clean from abrasive debris (sand, gravel, mud, salt, etc.)
- immediately clean all stains (food, personal and household care products, oils, paints, chemicals etc.)

III light commercial

for commercial areas with light foot traffic. examples can include commercial office, doctor's office and boutique. please note the following:

- the floor must be kept clean from abrasive debris (sand, gravel, mud, salt, etc.)
- immediately clean all stains (food, personal and household care products, oils, paints, chemicals etc.)

IV heavy commercial

for commercial areas with continuous foot traffic. examples can include hotel lobby, retail, corridors in an office building, shopping mall and restaurant. please note the following:

- the floor must be kept clean from abrasive debris (sand, gravel, mud, salt, etc.)
- immediately clean all stains (food, personal and household care products, oils, paints, chemicals etc.)

V industrial

standard industrial floor use with no extreme, heavy breakage or spillage. examples can include restaurant kitchen, bar work area, winery production, exterior hotel entry, airport, car showroom, driveway. please note the following:

- the floor must be kept clean from abrasive debris (sand, gravel, mud, salt, etc.)
- immediately clean all stains (food, personal and household care products, oils, paints, chemicals etc.)

PRODUCT DESCRIPTION

Non-vitreous terracotta tiles, which are hand formed, and fired.

PRODUCT COMPONENTS

Clay

DIMENSIONS

| | |
|------------------------|--|
| Cotto Rosato Rectangle | 15.2 cm x 30.5 cm x 2.5 cm (6" x 12" x 1") / 1.35 kgs (2.97 lbs) |
| Cotto Grigio Rectangle | 15.2 cm x 30.5 cm x 2.5 cm (6" x 12" x 1") / 1.35 kgs (2.97 lbs) |

* Please note all dimensions are nominal. Additionally, dimensions between tiles can vary +/- 1/4 inch.

AVERAGE COEFFICIENT OF FRICTION (DCOF ACUTEST)

The textured, unglazed surface of the floor tiles can provide slip resistance.

* Application of Miracle 51 I Porous Plus and/or Miracle 51 I Impregnator can help increase slip resistance.

FREEZE/THAW RESISTANCE (ASTM C1026)

Fornace Brioni + clé cotto tavellas are not freeze/thaw resistant.

WATER ABSORPTION (ASTM C373)

avg. 26.4%; non-vitreous.

ACID RESISTANCE

Fornace Brioni + clé cotto tavellas are not resistant to acids and should be cleaned with pH neutral cleaners.

LEED CREDITS

The product is an inherently non-emitting source of VOCs (stone, ceramic, metals, powder-coated metals, plated or anodized metal, glass, cement, clay brick, and unfinished or untreated solid wood) and has no integral organic-based surface coatings, binders, or sealants.

Fornace Brioni + clé cotto tavellas are considered 'inherently non-emitting sources' under the Low-emitting Materials Credit of LEEDv4/v4.1. **This is currently the only credit for our Fornace Brioni + clé cotto tavellas that is eligible to be used toward LEED.**

'Inherently non-emitting' means that these tile types have been shown to not contribute emissions to indoor environments and are therefore exempt from demonstrating compliance with CDPH v1.1-2010 or CDPH v1.2-2017.

Use of these tiles as Wall or Flooring materials should be entered in the LEED v4.1 low-emitting materials Calculator and identified as 'inherently non-emitting' in the Products Tab (Column L).

Disclosures for MR Credit Material Ingredient Disclosures under LEEDv4/v4.1, are not available at this time. We are exploring our disclosure options and have not established a timeline for completion.

Disclosures for MR Credit Environmental Product Declarations under LEEDv4/4.1, are not available at this time. We are exploring our disclosure options and have not established a timeline for completion.

Contribution to MR Credit Material Sourcing under LEEDv4/v4.1, does not apply as there is no recycled content, no bio-based materials, no wood, no reused products included in our tile at this time. Extended producer responsibility programs are highly difficult to manage given the nature of end-of-use tile removal methods. *Tile can last hundreds of years but fashions often change, which is the dominant reason for its removal. We work hard to ensure our terracotta tiles can withstand the test of time while remaining timeless.*

RECYCLED CONTENT

There is no recycled content in our Fornace Brioni + clé cotto tavellas at this time. See Material Sourcing disclosure above.

PERCENTAGE OF PRE-CONSUMER AND/OR POST-CONSUMER MATERIALS

There is no pre-consumer or post-consumer material content in our Fornace Brioni + clé cotto tavellas at this time. See Material Sourcing disclosure above.

FIRE RATING

Typically, ceramic tile does not need to have fire rating testing performed. It is our understanding from TCNA that the explanation that ceramic is inorganic, inert, and typically free of materials that could burn or produce smoke is generally enough to satisfy a specifier and that testing is not necessary. Also, the temperatures observed in the testing are typically lower than the temperatures at which ceramic tiles are fired.

Terracotta is a ceramic tile and falls under the description, "because ceramic tile is non-flammable and does not produce smoke in a fire, it inherently meets the flame spread and smoke development requirements of Section 803 of the International Building Code (IBC) for interior wall and ceiling materials."

