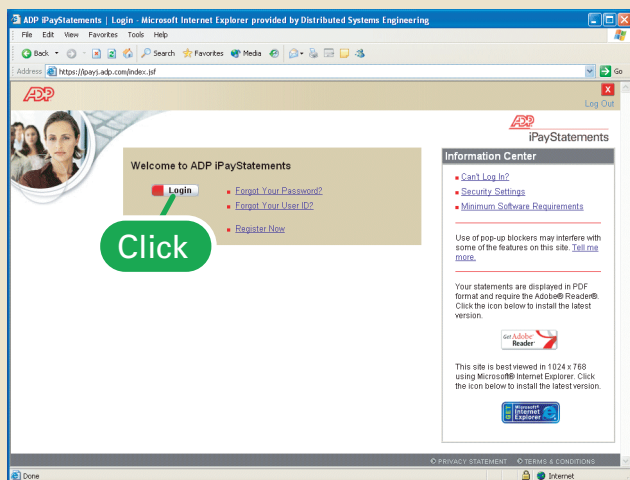


Viewing your paycheck online

1

To begin, go to paystatements.adp.com

2



HELP!
I forgot my password



1. On the iPayStatements login page, click ■ [Forgot Your Password?](#)
2. Answer the security questions to verify your identity.

Note: These are the same questions and answers you chose when you registered for iPayStatements.

HELP!
I forgot my user ID

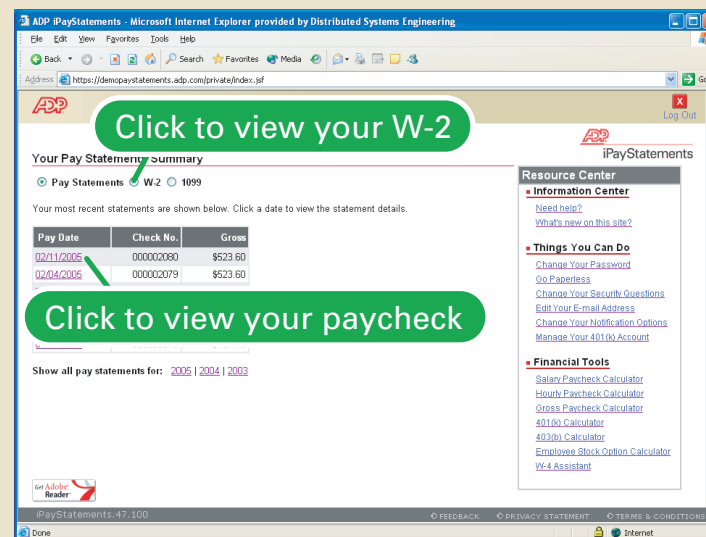


1. On the iPayStatements login page, click ■ [Forgot Your User ID?](#)
2. Answer the security questions to verify your identity.

Note: These are the same questions and answers you chose when you registered for iPayStatements.

3

4





Viewing your paycheck online

FAQs



Frequently Asked Questions

Can I receive an e-mail when my latest pay statement is available?

Yes. To set this option, log in to iPayStatements and click [Change Your Notification Options](#). Then select **Send e-mail notification when new pay statements are available**. It is possible that, because of random Internet problems, you may receive your e-mail notification after payday. However, this will not affect your direct deposit.

What browsers can I use?

Microsoft® Internet Explorer version 5.5 (Service Pack 2) or higher
Netscape® version 7.0 or higher

Why do I need Adobe® Reader®?


iPayStatements uses a special format that lets you view and print your pay statements that look just like a printed pay statement you would receive from your employer. Adobe® Reader® is used to display this special format (also called PDF). You can download the latest version of the Adobe Reader from iPayStatements.

Help!



Having Trouble?

When I try to view my pay statement, a "File Download" window is displayed indicating I should open the file or save it to disk. What should I do?

This problem can be fixed by downloading the latest version of Adobe Reader. Click **Cancel** to close the "File Download" window. Click , and then click the Adobe Reader link to download the latest version of Adobe Reader.

I can't log in and I can't remember the answers to my security questions. What should I do?

When you first registered, you were asked to select and answer several security questions. If you have forgotten the answers to your security questions, please send an e-mail to your payroll administrator.

When I try to view my pay statement, the screen displays "Retrieving your Information..." and nothing else happens.

This may be fixed by downloading the latest version of Adobe Reader. Click , and then click the Adobe Reader link to download the latest version of Adobe Reader.

Some features on the iPayStatements site don't seem to be working.

Blocking all pop-ups may prevent important features in iPayStatements from working properly. ADP recommends that you turn off any pop-up blockers while using iPayStatements. For more information about pop-up blockers, refer to the iPayStatements online help.