

PURCHASER	P.O. #	DATE
PROJECT	LOCATION	
ENGINEER	ARCHITECT	
SUBMITTED BY	FOR APPROVAL	FOR REFERENCE

ITEM	PLAN DESIGNATION	QUANTITY	COOLING BTU/H	VOLTAGE	FRIEDRICH MODEL

UL LISTED
 for CLASS 1, DIV 2,
 GROUPS A, B, C and D.

CERTIFIED
 in accordance with
 ISA 12.12.01 and NFPA 70
 (NATIONAL ELECTRIC CODE),
 ANSI/UL 484 Room Air Conditioners

KSA REGISTERED
 and TESTED in accordance with
 SASO 2681*

Features

- Direct wire connection
- Utilizes direct-wired, 15-amp circuit with time-delay fuse
- Hermetically sealed refrigeration system
- 22 gauge steel cabinet
- Larger, commercial grade fan motor with hermetically sealed overload for arc-free operation
- Permanent split capacitor and totally enclosed fan motor
- Enclosed fan motor has hermetically sealed overload for arc-free operation
- Stainless steel fan shaft
- Environmentally sealed on/off switch and gold plated contacts in thermostat for corrosion resistance
- Solid-state control relays for compressor and fan operation
- Hot gas bypass allows the air conditioner to operate at low ambient conditions without freezing

Coils coated for corrosion resistance

MODEL SH24N30A

- ElectroFin® 5-stage, immersion ecoat process on 100% of metallic surfaces on the outdoor coil provides outstanding corrosion resistance protection in coastal or corrosive environments.

ELECTROFIN BENEFITS:

- Excellent adhesion characteristics
- Less than 1% thermal degradation
- Outstanding chemical resistance
- Passed 6048 hrs.ASTM B-117 Salt Spray

ELECTROFIN MEETS THE FOLLOWING:

- MIL-C-46168 Chemical Agent Resistance -DS2, HCl Gas
- CID A-A-52474A (GSA)
- MIL-STD 810F, Method 509.4 (Sand and Dust)
- MIL-P-53084 (ME)-TACOM Approval
- MIL-DTL-12468 Decontamination Agent (STB)
- DPG (Douglas Proving Grounds) Soil & Water Exposure Tests
- GM9540P-97 Accelerated Corrosion Test (120 cycles)
- ASTM B117-G85 Modified Salt Spray (Fog) Testing -2,000 hours
- ASTM B117 Salt Spray (tested by ARL for Lockheed Martin)

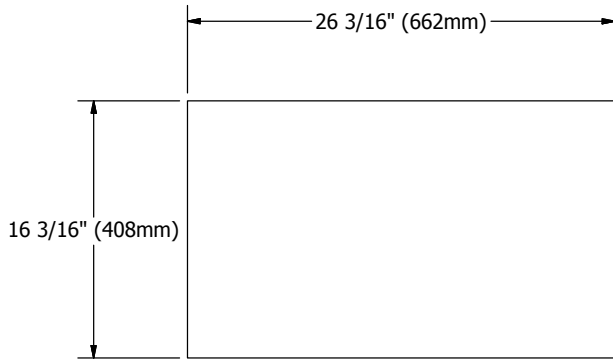
MODELS SH20M30B, SH20M30SA, SH20M50B, SH24N30A

- Diamonblue Advanced Corrosion Protection™ on the outdoor coil protects the coil against deterioration and extends the life of the unit especially in coastal or corrosive environments.

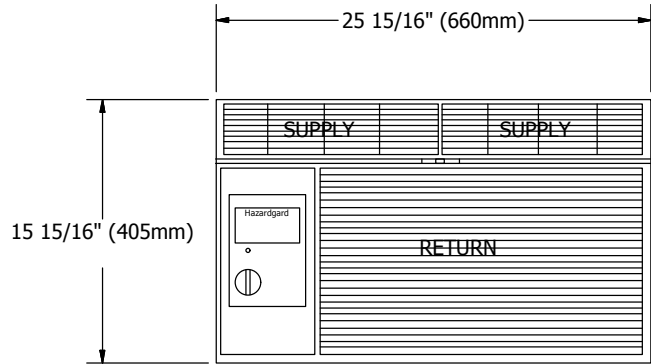


Installation: Wall Cut Out & Chassis Dimensions

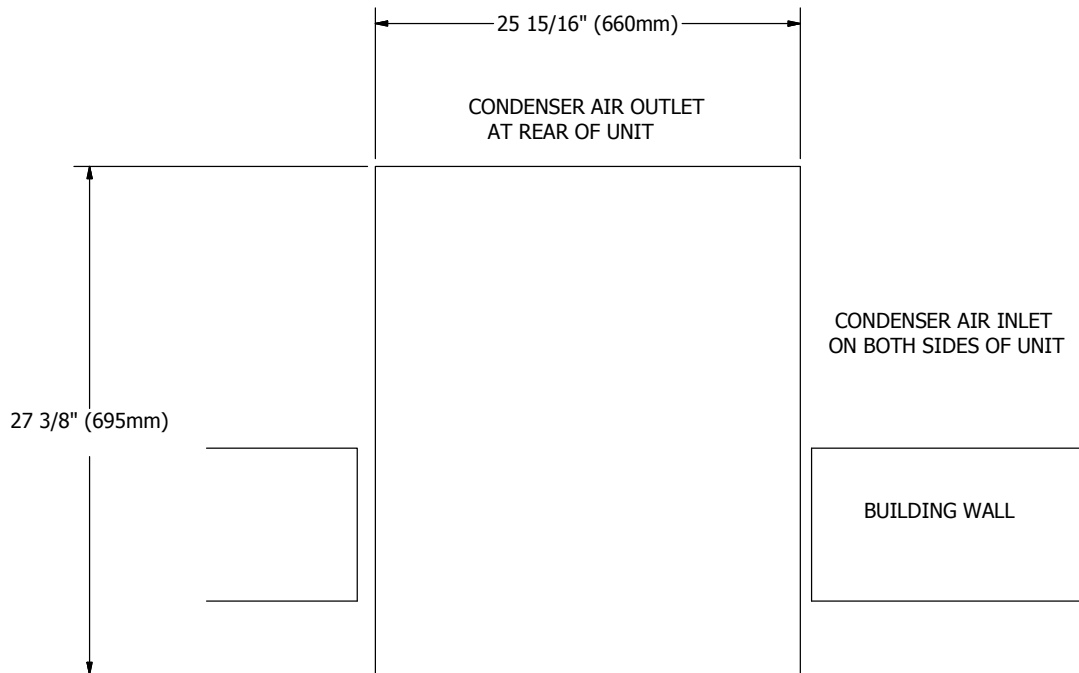
Hazardgard Model: SH15M30A



**BUILDING WALL CUT OUT
FOR UNIT/SLEEVE**



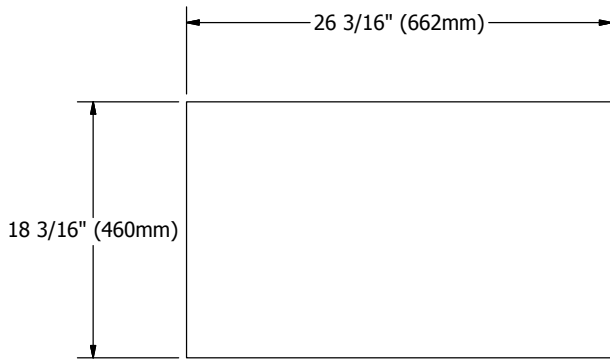
INDOOR, FACE VIEW



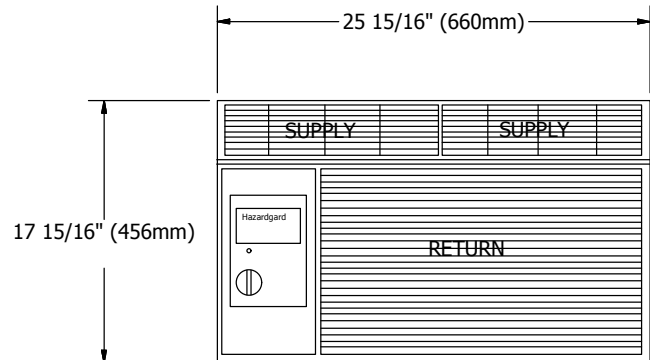
TOP VIEW

Installation: Wall Cut Out & Chassis Dimensions

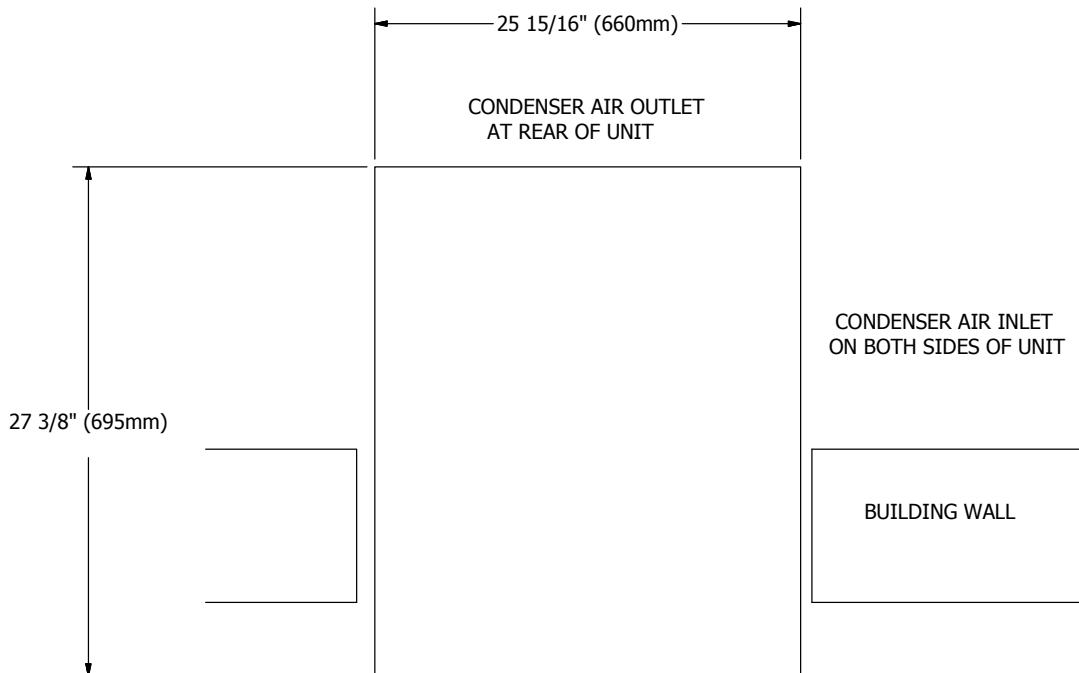
Hazardgard Model: SH20M30B, SH20M30SA, SH20M50B, SH24N30A



BUILDING WALL CUT OUT FOR UNIT/SLEEVE



INDOOR, FACE VIEW



TOP VIEW

SPECIFICATIONS

Model	Electrical Characteristics				Circuit Rating Breaker or T - D Fuse Volts - Amps	Energy Efficiency Ratio EER	Moisture Removal Pints/ Hr	Air Circulation CFM	Refrigerant
	Cooling Capacity Btu/Hr.	Volts Rated	Cooling Amps	Cooling Capacity (KW)					
60 HERTZ									
SH15M30A	15700/15700	230/208	7.9/7.8	4.60/4.10	250V-15	9.7/9.7	4.0	375	R-410A
SH20M30B	21000/21000	230/208	10.5/9.4	6.15/6.15	250V-15 (230V) / 250V-20 (208V)	9.7/9.6	5.5	375	R-410A
SH20M30SA	19000/19000	220	8.5	5.57	250V-20 (230V) / 250V-20 (208V)	9.7/9.6	5.5	375	R-410A
SH24N30A	23500/23000	230	11.8	6.8	250V-20	9.7/8.5	8.0/7.5	385	R-410A
50 HERTZ									
SH20M50B	21000/19100	240/220	11.6/10.3	6.15/6.15	250V-15	8.8/8.8	7.0/7.0	425	R-410A

INSTALLATION INFORMATION

Model	Dimensions Inches						Window Width Inches		In-Wall Installation Finished Hole Inches			Weight Lbs.	
	Height	Width	Depth with Front A	Depth J Box to Louvers B	Minimum Extension Into Room	Minimum Extension Outside	Min.	Max.	Height	Width	Max. Depth C	Net	Shipping
SH15M30A	15 15/16"	25 15/16"	27 3/8"	6"	3 1/16"	16 15/16"	27 7/8"	42"	16 3/16"	26 3/16"	6"	140	167
SH20M30B	17 15/16"	25 15/16"	27 3/8"	6"	3 1/16"	16 15/16"	27 7/8"	42"	18 3/16"	26 3/16"	6"	166	170
SH20M30SA	17 15/16"	25 15/16"	27 3/8"	6"	3 1/16"	16 15/16"	27 7/8"	42"	18 3/16"	26 3/16"	6"	166	170
SH20M50B	17 15/16"	25 15/16"	27 3/8"	6"	3 1/16"	16 15/16"	27 7/8"	42"	18 3/16"	26 3/16"	6"	171	175
SH24N30A	17 15/16"	25 15/16"	27 3/8"	6"	3 1/16"	16 15/16"	27 7/8"	42"	18 3/16"	26 3/16"	6"	180	185

Due to continuing engineering research and technology, specifications are subject to change without notice.

U.S. MAXIMUM outdoor ambient operating temperature is 115°F. (46°C) MAXIMUM TEMPERATURE RATING FOR CLASS 1, DIVISION 2, GROUPS A, B, C, D.

Capacity and efficiency values at each climate conditions are available upon request.

NOTE: Hazardgard unit must be hard-wired.

Manufactured under Design Patent DES 368, 306 decorative front; Utility Patent 5, 662, 058.

