

35 PINT & 50 PINT CAPACITY

## Dehumidifiers

Built-in drain pump for continuous removal of condensate



**FRIEDRICH**

1883

3 OPTIONS  
TO DRAIN  
CONDENSATE

## Comfort & Convenience:

- Top-mount digital touch controls display room temperature & relative humidity level
- Set humidity level from 30% to 90% RH
- Low temperature operation to 41°F
- Removable condensate bucket with handle
- Washable, slide-out filter
- 24 hr. ON/OFF timer (timer must be set for each use-no memory)
- 2-speed fan
- Automatic defrost cycle
- Auto-restart
- Built-in casters for easy mobility
- 6 ft. power cord

## 3 Drainage Options:

- Intuitive drain pump operation senses condensate levels and begins draining process as needed. Unit will continue operations after emptying without any manual reset. All models come with removable condensate bucket (up to 16 pts.)
- Built-in drain pump that can pump condensation vertically or horizontally up to a combined distance of 15 feet
- All models have continuous drainage outlet

## Sleek, Clean Modern Design

- Non-louvered front panel has a clean, stylish appearance that doesn't accumulate unsightly dust, pet hair and other household debris.





## Energy Efficiency:

- ENERGY STAR® models
- Fan cycles off with the compressor

## Dehumidifier Sizing Guide

Dehumidifier capacity is usually measured in pints per 24 hours and is determined by two factors:

The size of the space that needs to be dehumidified, and the conditions that exist in the space before dehumidification. Use the chart below to estimate the capacity you are looking for.

Room Conditions	Small to mid-size space	Mid-size to large space
	100 - 1,000 sq. ft.	1,000 - 2,000 sq. ft.
<b>Damp</b>  Area feels damp and has a musty odor only in humid weather	<b>D35</b> (35 pint)	
<b>Very Damp</b>  Area always feels damp & has a musty odor & may exhibit damp spots on walls & floors	<b>D35</b> (35 pint)	
<b>Wet</b>  Area always feels and smells wet and the walls & floors sweat or seepage is present	<b>D35</b> (35 pint)	<b>D50</b> (50 pint)
<b>Extremely Wet</b>  Area has wet floors or exhibits standing water	<b>D35</b> (35 pint)	<b>D50</b> (50 pint)

## SPECIFICATIONS

Model Number	D35B1A	D50B1A
ENERGY STAR®	Yes	Yes
Dehumidification Capacity* (Pints/24 hrs)	35	50
Built-in Drain Pump	Yes	Yes
Drain Pump Hose (Length ft)	16' 9"	16' 9"
Control	Digital	Digital
Power	115V/60HZ	115V/60HZ
Current (Amps)	5.2	8.2
Watts	600	900
Energy Factor (EF), L/kWh**	2.0	2.0
Compressor Type	Rotary	Rotary
Refrigerant Type/Charge amount (Oz)	R-410A / 8.8 Oz	R-410A / 10.9 Oz
Operating Temperature Range	41°F- 90°F	41°F- 90°F
Bucket Capacity (Pints)	16.2 approximate	16.2 approximate
Easy Roll Casters	Yes-built in	Yes-built in
Dimensions (WxHxD)	15" x 23 1/4" x 12"	
Net/Shipping Weight	40.0/45.9	44.3/48.9
Carton Dimensions (WxHxD)	16 1/4" x 24 3/4" x 13 3/4"	

\*The rating is expressed in pints per 24 hour period.

\*\*Energy Factor: The energy efficiency of dehumidifiers is measured by its energy factor, in liters of water removed per kilowatt-hour (kWh) of energy consumed or L/kWh. In general, a higher energy factor means a more efficient dehumidifier.

As an ENERGY STAR® partner, Friedrich Air Conditioning Co. has determined that the selected ENERGY STAR® models meet the ENERGY STAR® guidelines for energy efficiency.

One year limited warranty on parts and labor; five years on the sealed refrigeration system.

Due to continuing research in new energy-saving technology, specifications are subject to change without notice.




Built-in drain pump



Slide out condensate bucket



Continuous drain option

Model	Circuit Rating Breaker or T-D Fuse	Plug Face (NEMA)	Wall Outlet Appearance	Power Cord Length
All models	125V-15A	5-15P		6 FT.



Friedrich Air Conditioning Co. | 10001 Reunion Place, Suite 500 | San Antonio, TX 78216 | 877.599.5665 | www.friedrich.com

