

PURCHASER		P.O. #	DATE
PROJECT		LOCATION	
ENGINEER		ARCHITECT	
SUBMITTED BY		FOR APPROVAL	FOR REFERENCE

ITEM	PLAN DESIGNATION	QUANTITY	COOLING BTU/H	VOLTAGE	FRIEDRICH MODEL

FEATURES FOR COMFORT AND CONVENIENCE

- Create customizable, 7-day schedules
- 24-hour on/off timer
- Precision Inverter® technology (variable speed compressor)
- Soft start compressor
- Natural air flow
- 4-way cooling
- Surge Cool/Heat
- Cooling/Heating/Fan mode
- Dry mode
- Sleep mode
- Independent vane control
- 3 fan speeds
- Ultra-quiet turbo fan
- Evaporator frost control
- Auto restart

- Auto changeover
- DiamonGold Advanced Corrosion Protection
- Clean, modern look
- Flexible installation
- ENERGY STAR® qualified models
- Precise air distribution

NOTE: Grilles are sold separately



OPERATES IN EXTREME CONDITIONS

- Built-in low ambient, down to 5°F on 9k/12k/18k models, down to -4°F on 24k/36k models (Cooling mode)
- Low ambient operation down to -4°F (Heating mode)




BUILT-IN WI-FI FOR CONTROL ANYTIME, ANYWHERE

- Easy to use FriedrichGo™ app
- Control with smartphone
- Compatible with Amazon Alexa and Google Home



WIRELESS REMOTE WITH THE ABILITY TO CHANGE TO A COOL-ONLY REMOTE



SPECIFICATIONS

PERFORMANCE RATINGS		Single Zone Cassette - Heat Pumps				
SYSTEM MODEL NO.		FPHC093A	FPHC123A	FPHC183A	FPHC243A	FPHC363A
INDOOR MODEL		FPHFC09A3B	FPHFC12A3B	FPHFC18A3B	FPHFC24A3B	FPHSC36A3B
OUTDOOR MODEL		FPHFR09A3A	FPHFR12A3A	FPHFR18A3A	FPHFR24A3A	FPHFR36A3A
SPECIFICATIONS						
CAPACITY COOLING (RATED)	Btu	9000	12000	18000	24000	36000
CAPACITY COOLING (MIN-MAX)	Btu	4850-11600	5800-13100	4200-21000	8600-25200	15000-42600
CAPACITY HEATING @47°F (RATED)	Btu	10000	12000	19000	24000	36000
CAPACITY HEATING @17°F (RATED)	Btu	6000	7000	11000	19600	27200
CAPACITY HEATING (MIN-MAX)	Btu	4340-12280	4400-14400	5600-24000	7600-28400	15000-42600
SENSIBLE HEAT RATIO		76%	77%	76%	76%	79%
COP (@47°F)		4.13	3.80	3.91	3.61	3.31
HSPF		10.00	10.00	10.00	10.00	10.50
SEER		20.0	19.0	22.0	19.0	19.5
EER		12.85	12.5	12.68	12.5	10.6
ENERGY STAR *		YES	YES	YES	YES	—
MOISTURE REMOVAL	Pts/h	2.0	3.0	1.9	5.1	7.61
AIRFLOW (LOW, MED, HIGH)	CFM	309/274/232	324/294/235	588/500/394	647/530/400	941/794/676
SOUND RATING - INDOOR H/M/L	dB(A)	39/32/29	42/37/33	39/32/29	44/40/38	49/43/39
SOUND RATING - OUTDOOR	dB(A)	52	54	68	54	61
OPERATING RANGE (COOLING)	°FDB	5-118	5-118	5-118	5-118	5-118
OPERATING RANGE (HEATING)	°FWB	-4-75	-4-75	-4-75	-4-75	-4-75
EST. YEARLY OPERATING COST	\$	59	83	119	167	244
ELECTRICAL DATA						
POWER SOURCE	V	230/208-60-1	230/208-60-1	230/208-60-1	230/208-60-1	230/208-60-1
MINIMUM AMPACITY	A	23	23	23	23	27
COOLING WATTS	W	700	960	1420	1920	3380
COOLING AMPS		3.6	4.3	6.5	8.6	14.6
HEATING AMPS		3.5	4.1	6.3	8.6	14.0
MAX. TD FUSE/BREAKER	A	15	20	20	35	45
POWER AND COMMUNICATION CABLE No. x AWG		4 x 14AWG	4 x 14AWG	4 x 14AWG	4 x 14AWG	4 x 14AWG
REFRIGERATION SYSTEM						
REFRIGERANT		R410a	R410a	R410a	R410a	R410a
COMPRESSOR TYPE		Rotary	Rotary	Rotary	Rotary	Rotary
CONNECTIONS		Flare	Flare	Flare	Flare	Flare
LIQUID LINE O.D.	in	1/4	1/4	1/4	3/8	3/8
SUCTION LINE O.D.	in	3/8	3/8	1/2	5/8	3/4
FACTORY PRECHARGE	ft	25	25	25	25	25
REFRIGERANT CHARGE	oz	33.5	45.9	56.5	75	111
MIN./MAX. LINE LENGTH	ft	10-82	10-82	10-98	10-164	10-164
MAX. HEIGHT DIFFERENCE	ft	33	49	49	98	98
DIMENSIONS & WEIGHT						
INDOOR UNIT						
W X H X D	in	22 1/2 x 8 1/2 x 22 1/2	22 1/2 x 8 1/2 x 22 1/2	33 1/8 x 9 3/4 x 33 1/8	33 1/8 x 9 3/4 x 33 1/8	33 1/8 x 11 3/4 x 33 1/8
NET WEIGHT	lbs	32	39.7	56	59.5	70.5
SHIPPING WEIGHT	lbs	38.5	46.3	76	79.5	90.4
INDOOR UNIT GRILLE** W X H X D	in	24-1/2 x 24-1/2 x 10	24-1/2 x 24-1/2 x 10	35-7/8 x 35-7/8 x 13 1/2	35-7/8 x 35-7/8 x 13 1/2	35-7/8 x 35-7/8 x 13 1/2
INDOOR UNIT GRILLE** NET WEIGHT	lbs	13.2	13.2	22.0	22.0	22.0
INDOOR GRILLE PART NUMBER		FPCG0912		FPCG182436		
OUTDOOR UNIT						
W X H X D	in	37 x 25 x 16 1/2	37 x 25 x 16 1/2	39 x 17 3/4 x 28 3/4	43 x 36 1/4 x 18 1/8	43 x 36 1/4 x 18 1/8
NET WEIGHT	lbs	75	75	108	155	192
SHIPPING WEIGHT	lbs	85	82	117	166	215
TOTAL NET WEIGHT	lbs	107	108	164	214.5	262.5
TOTAL SHIPPING WEIGHT	lbs	123.5	121	191	245.5	305.4

Your operating costs will depend on your utility rates and use. The estimated operating cost is based on a electricity cost of \$.12 per kWh. For more information, visit www.ftc.gov/energy. *System meets ENERGY STAR® published minimums.

**Models require grille. Sold separately.

Due to continuing research in new energy-saving technology, specifications are subject to change without notice.

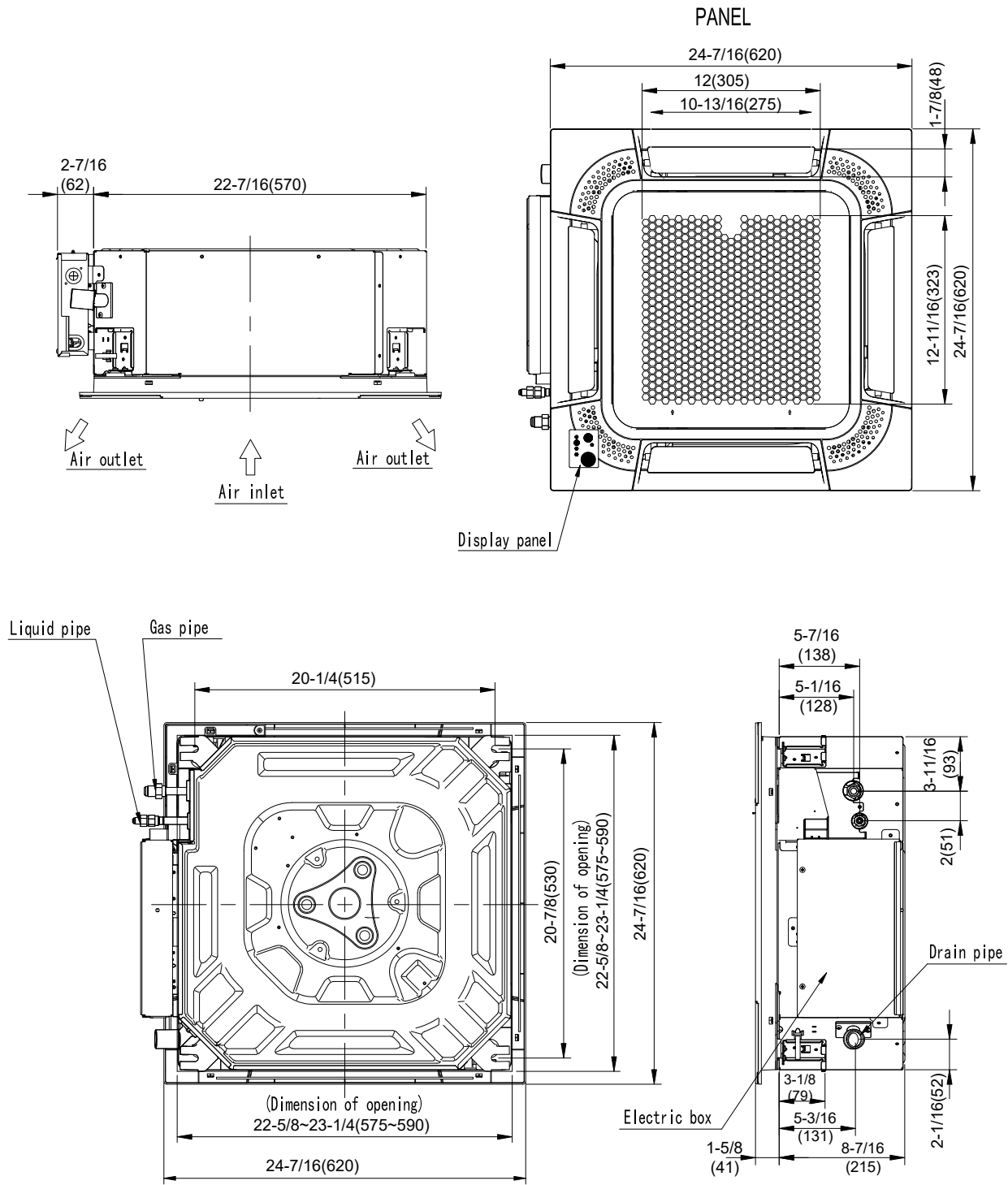
Floating Air® Pro Ceiling Cassette Single Zone Submittal 2021



DIMENSIONAL DRAWINGS

INDOOR UNITS / FPHFC09A3B, FPHFC12A3B

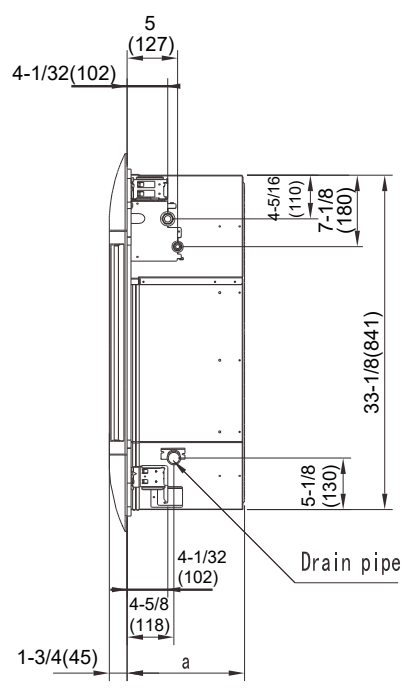
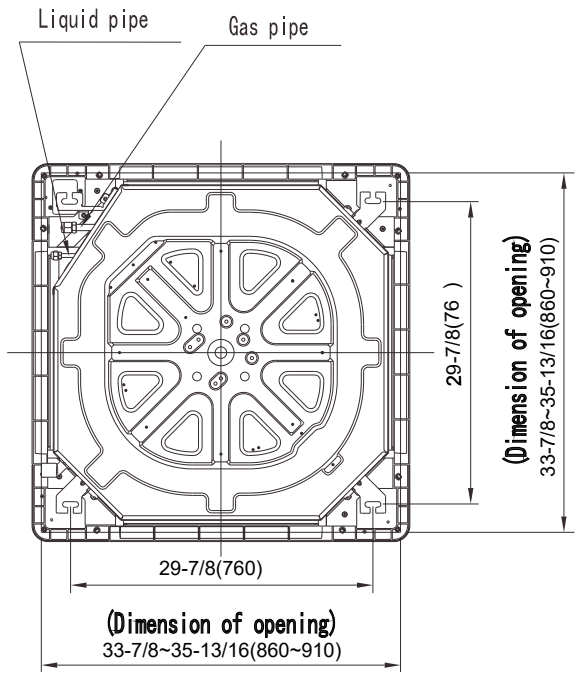
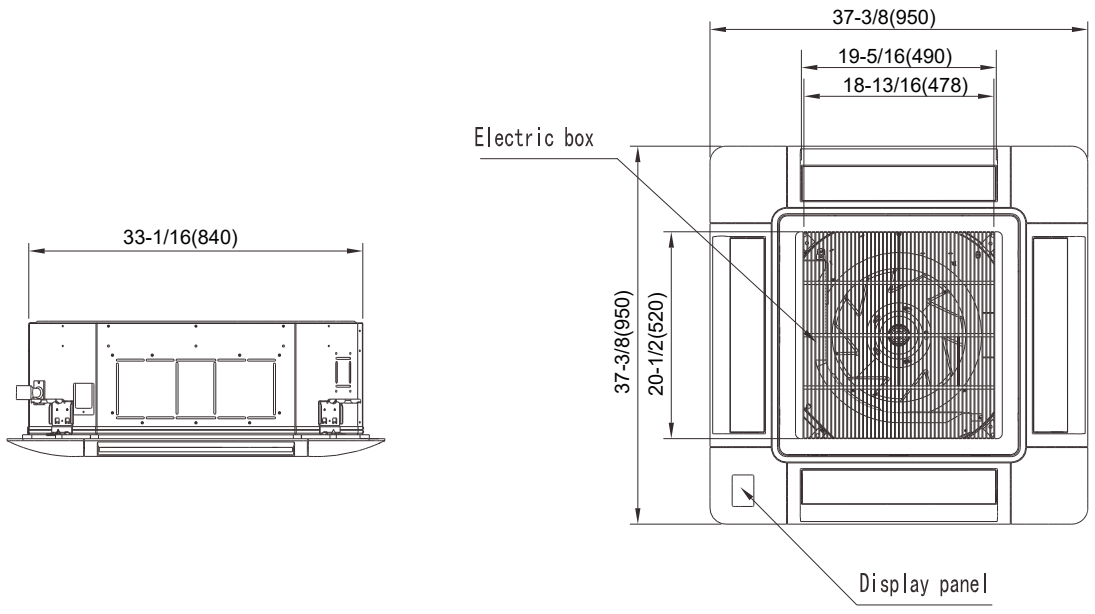
UNITS: INCHES (MM)



DIMENSIONAL DRAWINGS

INDOOR UNITS / FPHFC18A3B, FPHFC24A3B, FPHSC36A3B

UNITS: INCHES (MM)

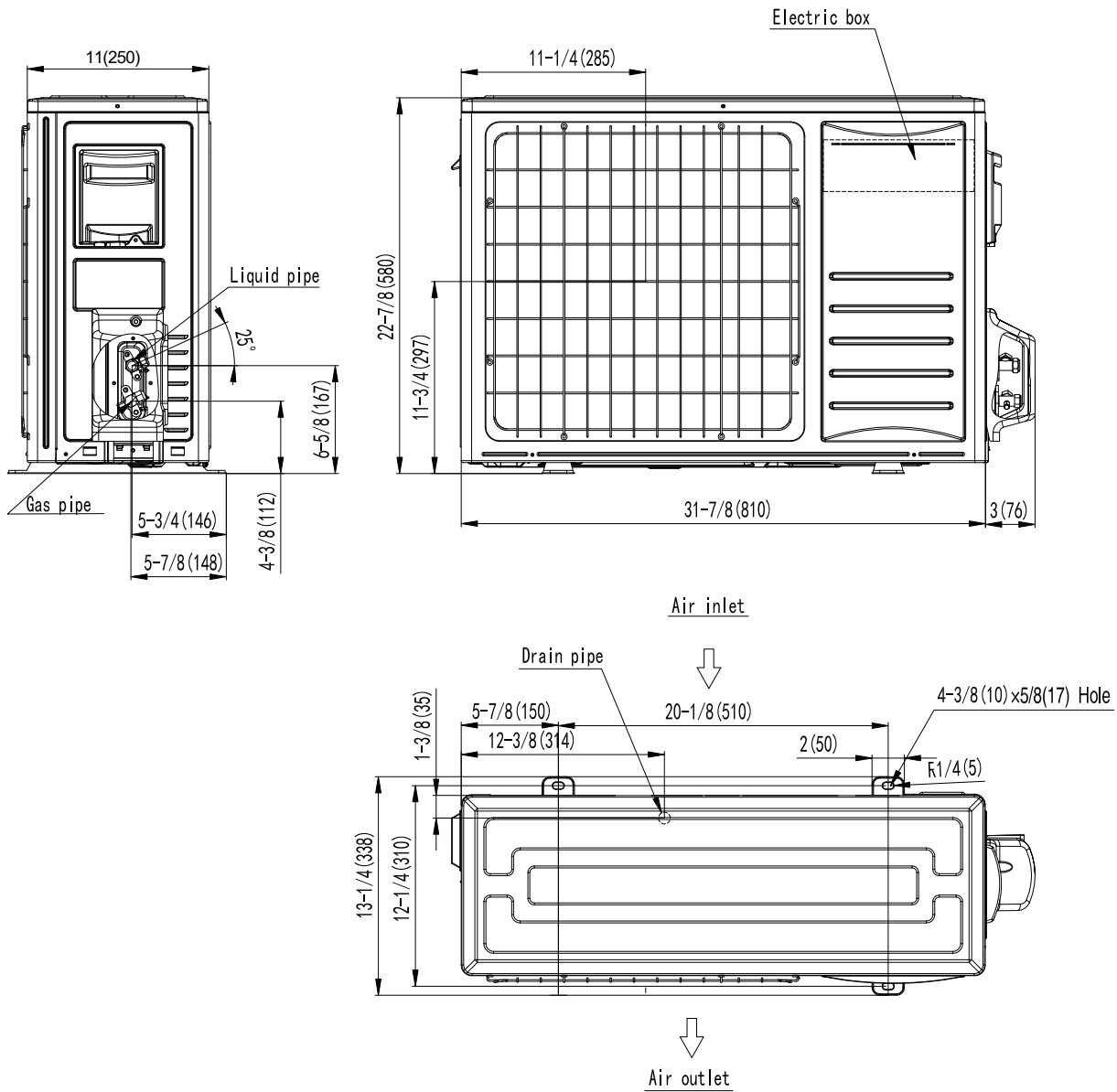


Model	a
18K/24K	9-3/4(248)
36K	11-3/4(298)

DIMENSIONAL DRAWINGS

OUTDOOR UNITS / FPHFR09A3A, FPHFR12A3A

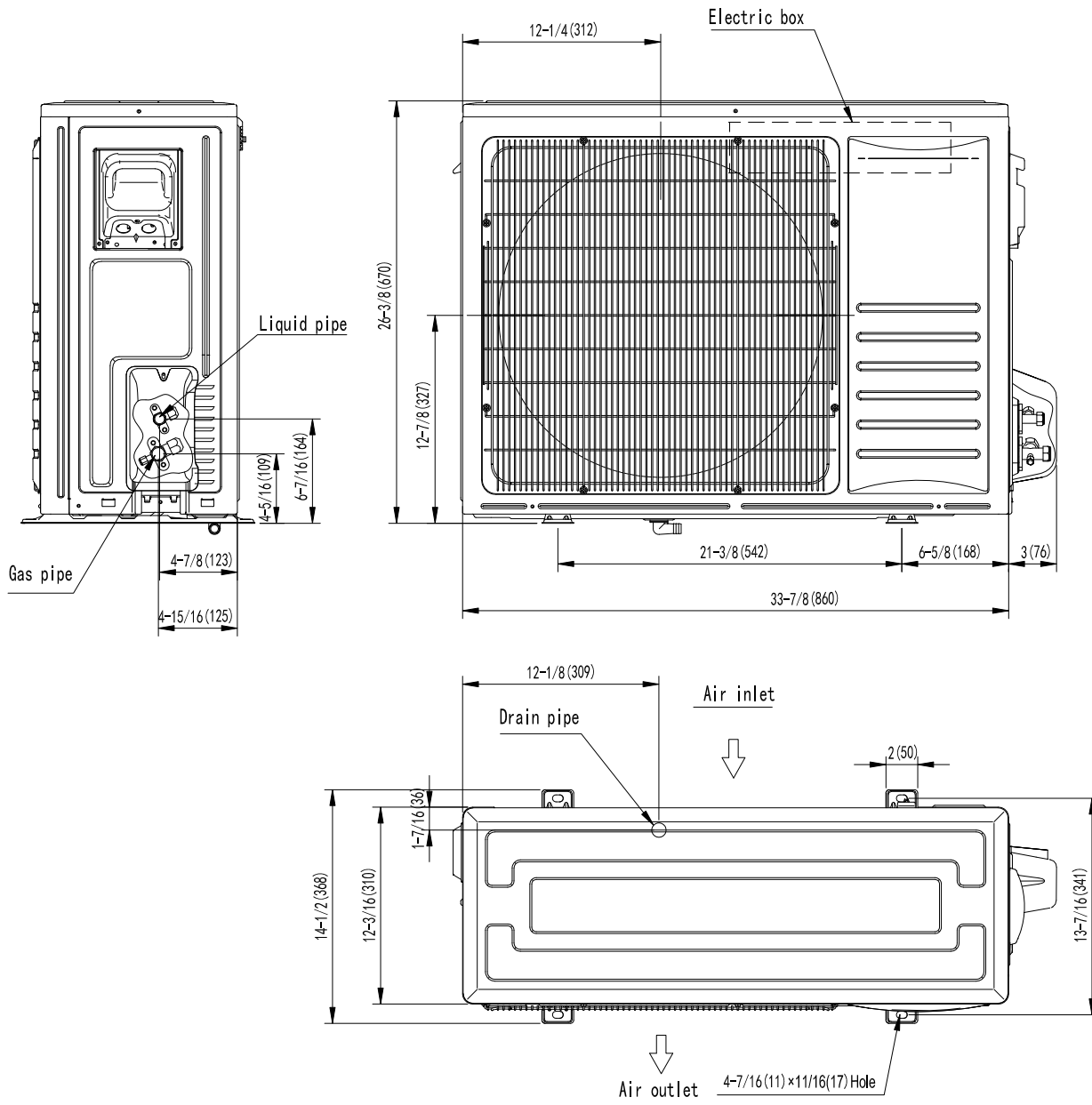
UNITS: INCHES (MM)



DIMENSIONAL DRAWINGS

OUTDOOR UNITS / FPHFR18A3A, FPHFR24A3A

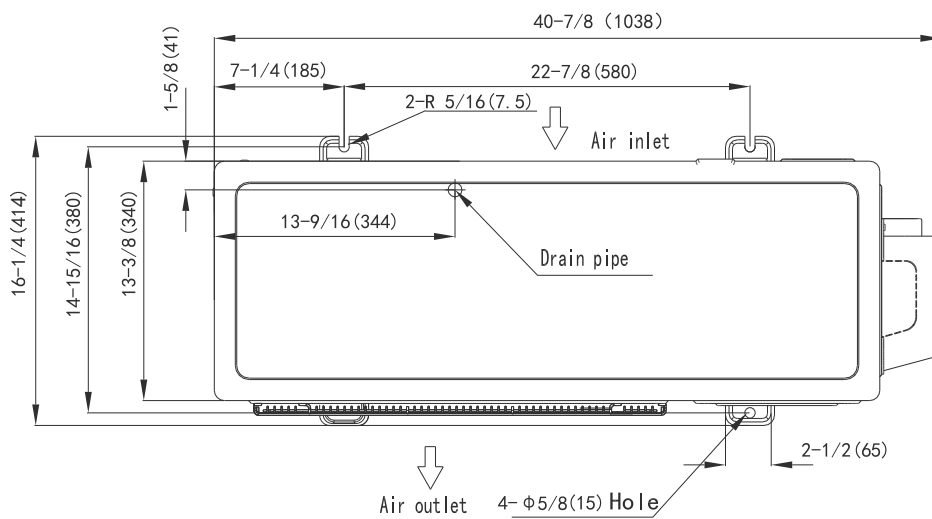
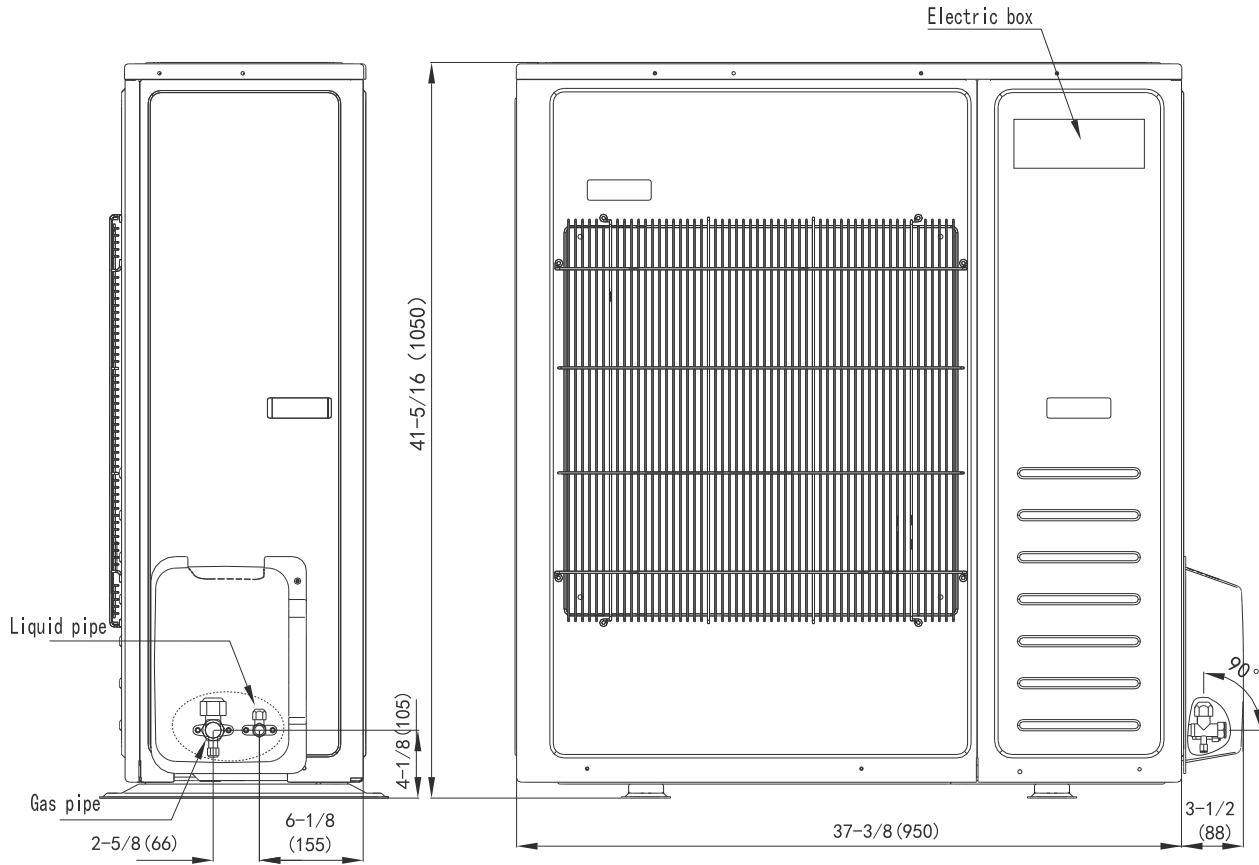
UNITS: INCHES (MM)



DIMENSIONAL DRAWINGS

OUTDOOR UNITS / FPHFR36A3A

UNITS: INCHES (MM)



ACCESSORIES

REFRIGERATION LINE SETS* (Required accessory)

Kit#	Length (ft.)	Liquid	Suction	System Model
T32150	15'	1/4"	3/8"	FPHC093A
T32350	35'	1/4"	3/8"	FPHC123A
T42150	15'	1/4"	1/2"	FPHC183A
T42350	35'	1/4"	1/2"	FPHC183A
T53150	15'	3/8"	5/8"	FPHC243A
T53350	35'	3/8"	5/8"	FPHC243A
T63150	35'	3/8"	3/4"	FPHC36A
T63350	35'	3/8"	3/4"	FPHC36A

*Insulated line sets are available for all Friedrich split systems in 15 ft. and 35 ft. lengths. Each line set is equipped with flare nuts on both ends. Both liquid and suction lines are insulated. Line sets can be joined together with field supplied double male connectors. Each system requires one line set for each indoor unit installed.

REFRIGERATION LINE SETS MIN./MAX. LENGTHS

Floating Air® Pro		
System Model	Min. (ft.)	Max. (ft.)
FPHC093A	25	82
FPHC123A	25	82
FPHC183A	25	82
FPHC243A	25	164
FPHC363A	25	164

TORQUE WRENCH SETTINGS

Outside Diameter		Torque	
mm	inch	ft-lbs.	N·m
6.35	1/4	13 – 18	17.6 – 24.5
9.52	3/8	25 – 30	33.3 – 41.2
12.7	1/2	40 – 47	53.9 – 64.7
15.88	5/8	45 – 59	61.7 – 80.4

WALL CONTROLLER



FPWC1

Optional wired wall controller

GRILLES (Required)



FPCG0912

Required accessory for FPHFC09A3B, FPHFC12A3B



FPCG182436

Required accessory for FPHFC18A3B, FPHFC24A3B and FPHFC36A3B