



CIO Tech Poll: Tech Priorities 2021

BUSINESS TECHNOLOGY LEADERSHIP

Purpose and Methodology

CIO Tech Poll: Tech Priorities

was conducted to gauge which technology areas IT leaders will focus on over the next 12 months, and to measure the direction of spending within those categories.

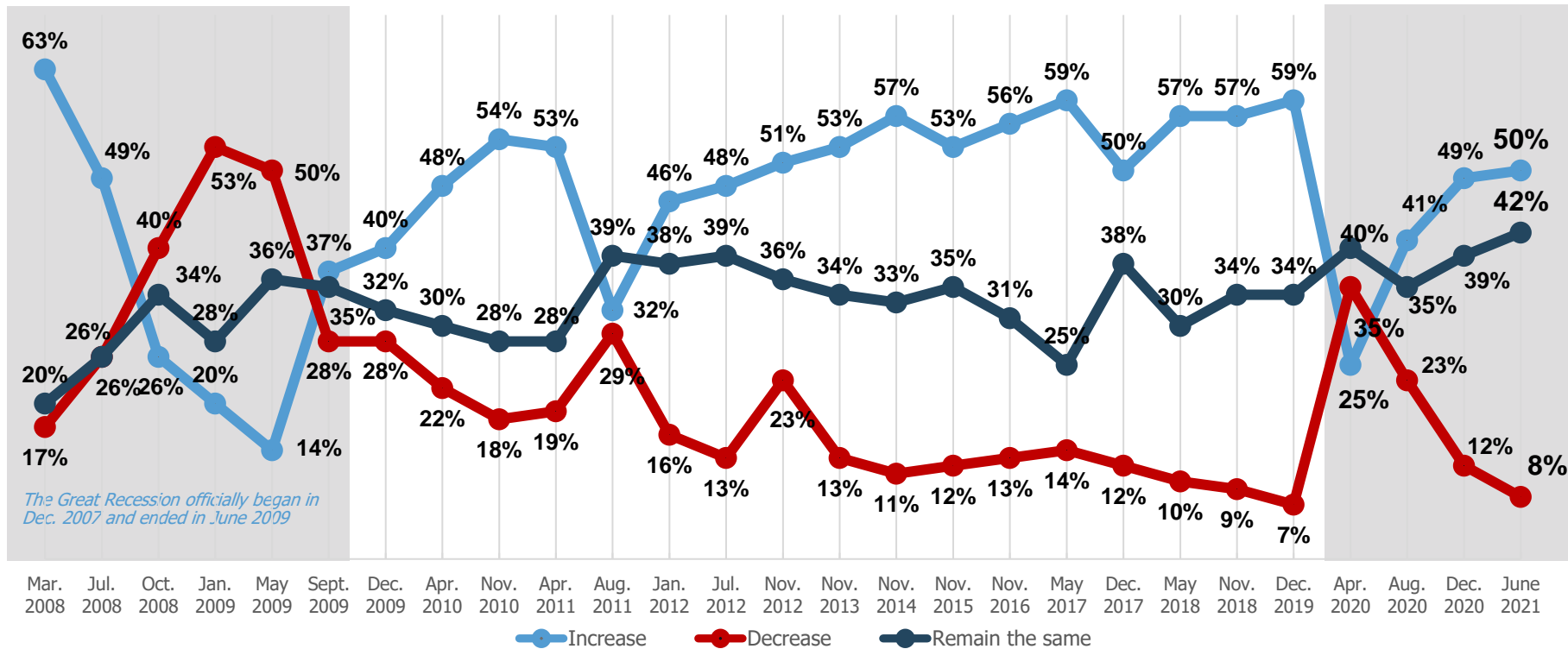
Total respondents:	276 technology decision-makers
Audience base:	CIO Audience across IDG owned & operated sites
Heads of IT:	63%
Job Titles:	C-level 41% Director/Manager/Supervisor 34% EVP/SVP/VP 13% Staff 12%

Top Represented Industries:

High Tech **16%**
Manufacturing **13%**
Services (Legal/ Consulting/ Real Estate) **12%**
Education **10%**
Financial Services **9%**
Healthcare **9%**
Government **6%**
Retail/ Wholesale/ Distribution **6%**
Telecommunications & Utilities **3%**

Status of Tech Adoption & Spending

Tech Budgets Remain Steady After Bouncing Back



Q: Will your overall IT budget increase, decrease or remain the same in the next 12 months compared to the past 12 months?

Adoption Status of Technology Initiatives



ON MY RADAR OR ACTIVELY RESEARCHING

5G enabled devices	37%
Artificial intelligence & machine learning	36%
Blockchain	34%
IT/OT Convergence	33%
Internet of Things (IoT)	31%



PILOTING

Business process management/workflow automation	23%
Artificial intelligence & machine learning	21%
Employee experience technology	21%
DevOps/DevSecOps	17%
BI/analytics tools	17%
Mobile enterprise apps	17%



IN PRODUCTION IN A BUSINESS UNIT OR DIVISION

BI/analytics tools	18%
Cloud (non-SaaS)	17%
Business process management/workflow automation	16%
Customer experience technology	13%
Data analytics frameworks	13%



IN PRODUCTION ENTERPRISE-WIDE

Windows 10	50%
Collaboration tools/technologies	38%
Enterprise apps (on-prem)	30%
Infrastructure consolidation/virtualization	28%
Cybersecurity (real-time security monitoring and forensics)	28%



UPGRADING/REFINING

Cybersecurity	21%
Enterprise architecture	15%
Infrastructure consolidation/virtualization	13%
Business process management/workflow automation	11%
Collaboration tools/Technologies	11%
Windows 10	11%

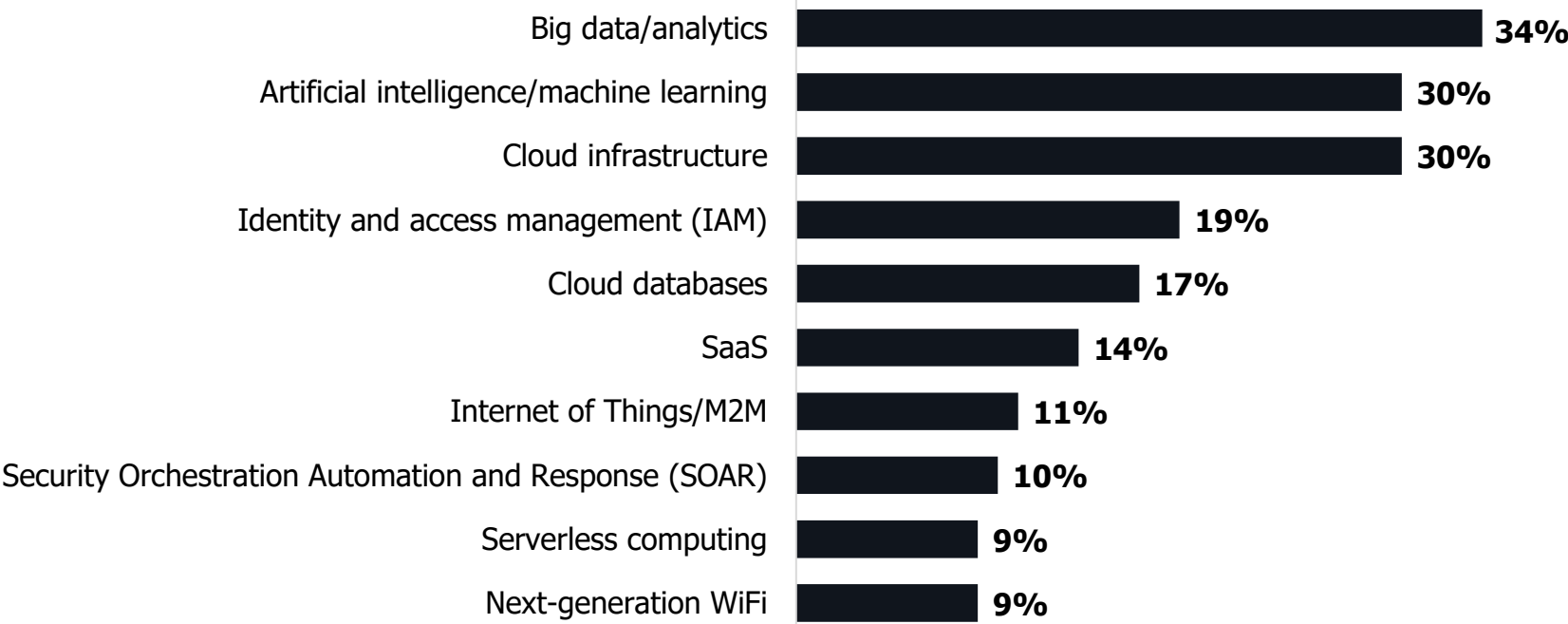


NOT INTERESTED

Augmented/virtual reality	57%
Blockchain	54%
Robotic process automation	48%
Edge computing	43%
Software defined network (SDN)	41%
Software defined WAN (SD-WAN)	41%

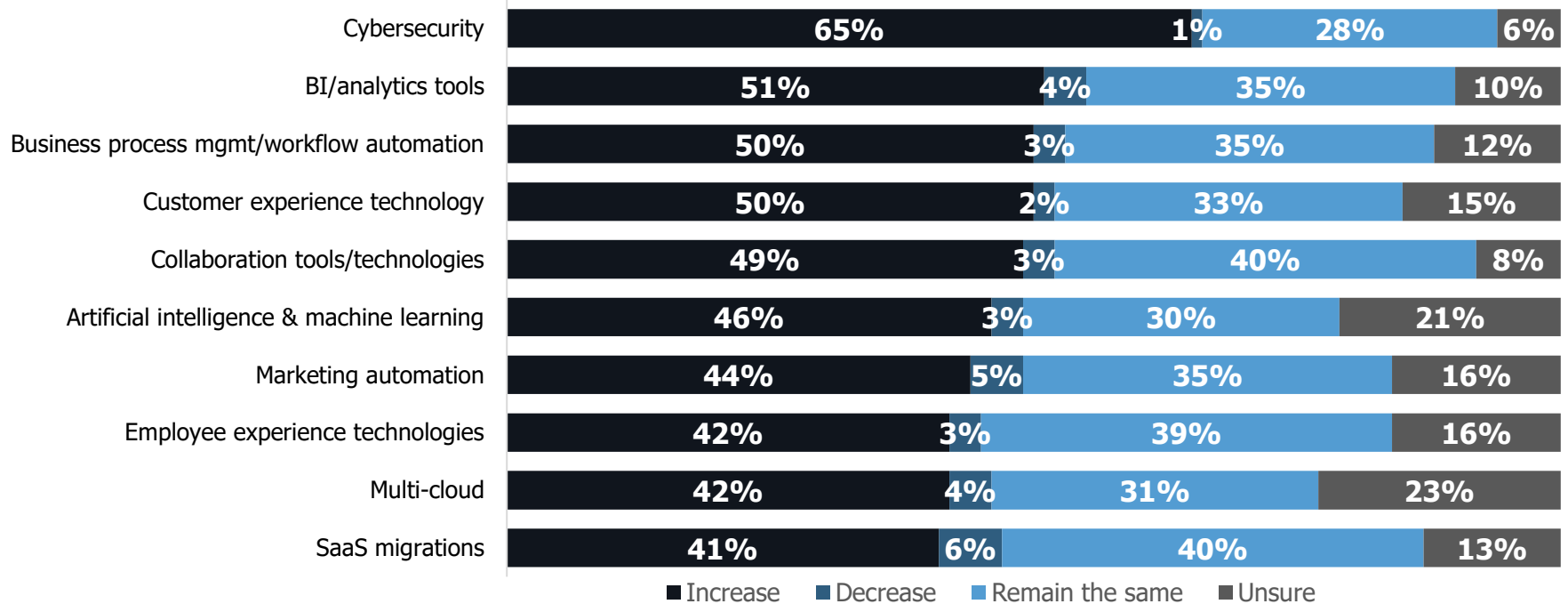
Q. Which option best describes your current activity for each of the following technology initiatives?

Technologies Altering the Way Organizations Operate



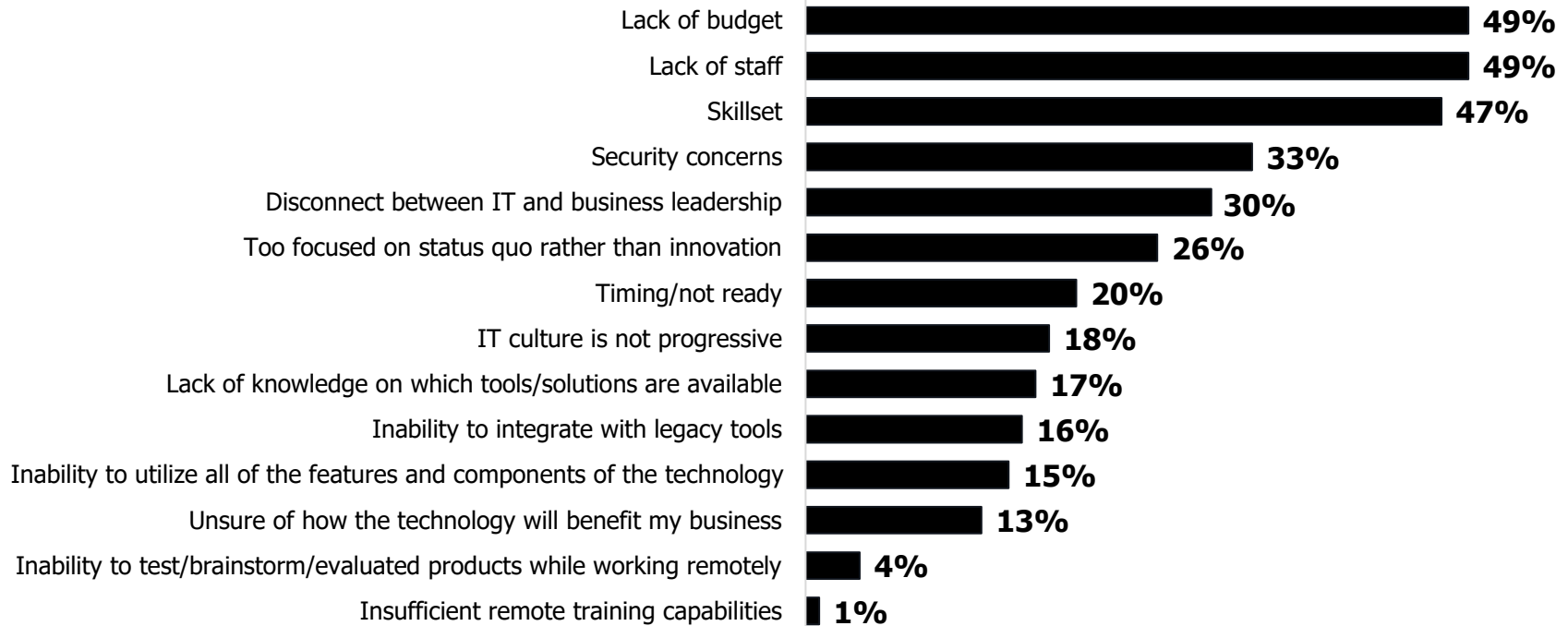
Q. Which of these technologies has the most potential to significantly alter the way your business operates over the next three to five years?

Largest Spending Increase Seen in Security & Analytics



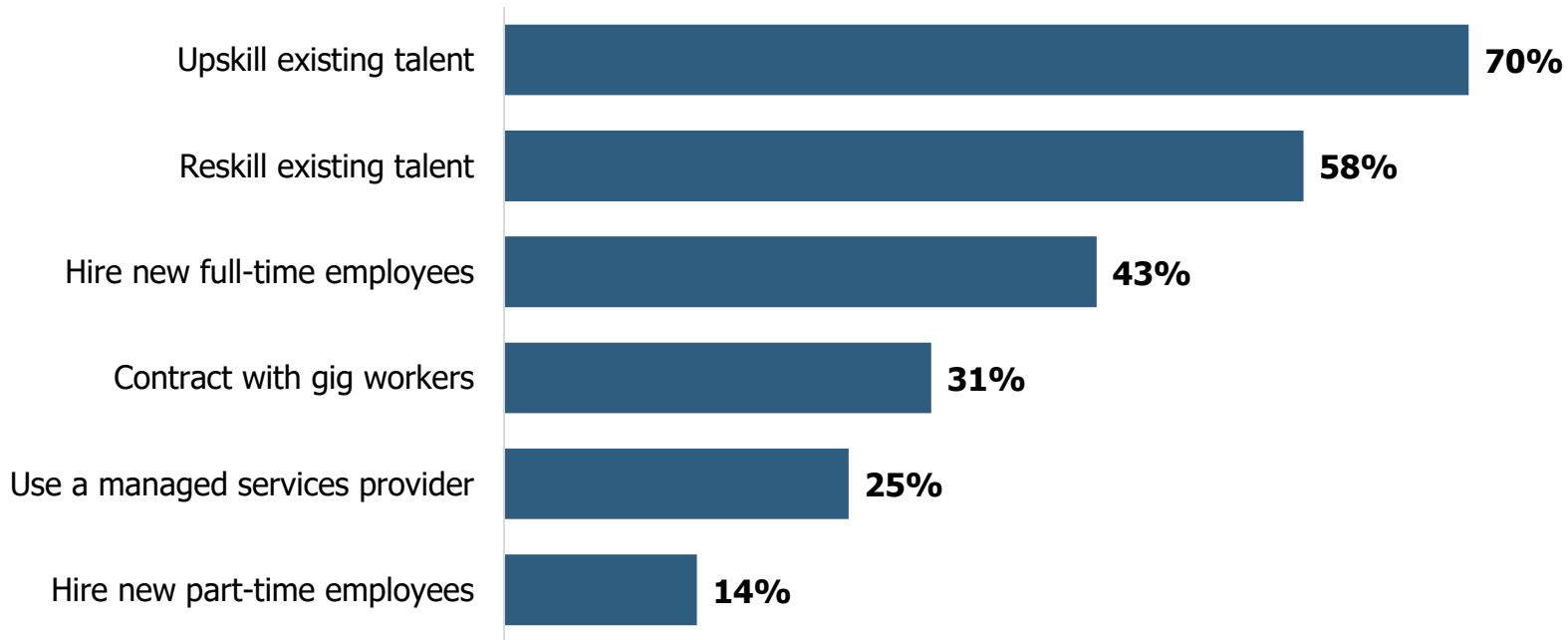
Q. Will your spending for each of the following categories increase, decrease or remain the same in the next 12 months compared to the past 12 months?

Budget & Staff Shortage Create Tech Adoption Challenges



Q. What are the top challenges your organization has encountered when implementing new technologies over the past 12 months?

Training & Developing Employees to Keep Pace with New Tech



Q. How have the following changed in importance over the past 12 months to ensure your IT skill sets can keep pace with the new technology implementations?

Continue the Conversation



To receive a briefing on the full results from this study, or for more information, please contact your IDG sales executive or visit www.idg.com/contact-us.



To get results from CIO research when it happens, or any other news, follow us on Twitter: [@IDGworld](https://twitter.com/IDGworld)



Sign up to receive our monthly marketing newsletter at www.idg.com/newsletters