



- Supported by the Mission Critical Permanent Link Fiber Warranty
- Cleave and Connect Termination in Less than One Minute
- CSI Specs, Drawings and Advanced Termination Tips Available
- ROHS Compliant and Bulk Packed in Recyclable Boxes

FEATURES

- Precision low-loss factory polished connector with integral splice and fiber clamp
- Simple and fast connector termination, with no adhesives or field polishing required
- Provisions for visual light source verification to achieve optimal splice transmission
- Fibers supported: OM1, OM2, OM3, OM4, SM
- Wide operating temperature range for thermally stable optical performance


SPECIFICATIONS

- Insertion Loss: 0.5dB Typ, 0.75dB Max
- Singlemode Return Loss: 55dB Typ, 40dB Min
- Multimode Return Loss: 35dB Typ, 22dB Min
- Operating Temperature Range: -40°C to +75°C
- Mating Durability: 500 Cycles <0.1 dB Change
- Zirconia Ferrule:
 - LC: 1.5mm PC or UPC polish
 - SC: 2.5mm PC, UPC or APC polish

STANDARDS

- TIA-568-C.3 performance requirements
- Telcordia GR-326 end face geometry
- Telcordia GR-326 service life tests
- IEC61754-20 and TIA-604-10 intermateability

HUBBELL **PROclick™**
OptiChannel Fiber Connectors



Hubbell's new **PROclick™** pre-polished SC and LC fiber connectors are a reliable, low cost field termination solution, eliminating adhesives and polishing. Hubbell's **PROclick™** pre-polished SC and LC connectors provide a quick, simple termination method, featuring a pre-installed cleaved fiber with an index-matching splice mechanism, and a precision factory pre-polished zirconia ceramic ferrule. Smooth fiber feed, and a micron-precision fiber alignment mechanism ensures a low loss, high yield termination.

Utilizing a proven fiber clamping method, **PROclick™** SC and LC connectors perform under extreme temperatures specified in Telcordia GR-326 standards. Termination can be completed in less than 1 minute. Simply insert the cleaved fiber into the connector, hold in place, and remove the wedge clip to close the fiber clamp. VFL confirmation after termination may be performed to assure optimum fiber mating inside the splice element.

APPLICATIONS

- 10-GbE multimode and singlemode optical networks
- Intra-building backbone and horizontal fiber interconnections
- Inter-building OSP entrance terminations
- Data Center and WAN main cross-connect terminations
- Quick deployment remote data links
- Fiber to the Subscriber (FTTX)
- Low reflection angle polish singlemode applications



ORDERING INFORMATION

Connector Description	SC Catalog Number	LC Catalog Number
50/125 10G MM-OM3 900/250 μM	FCSC900K50GM12	FCLC900K50GM12
50/125 MM-OM2 900/250 μM	FCSC900K50M12	FCLC900K50M12
62.5/125 MM-OM1 900/250 μM	FCSC900K62M12	FCLC900K62M12
9/125 UPC SM 900/250 μM	FCSC900KSM12	FCLC900KSM12
9/125 APC SM 900/250 μM	FCSC900KASM12	-

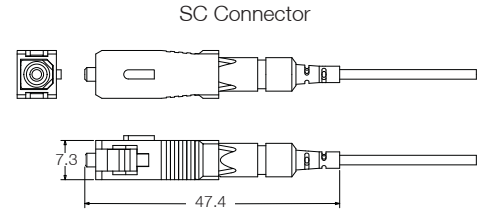
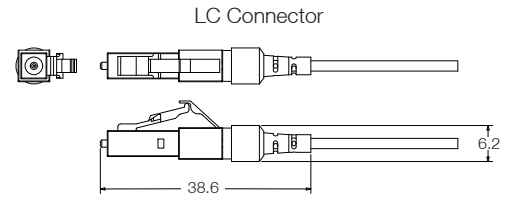
Housing Colors	Fiber Type
Aqua	50/125 10G MM-OM3
Black	50/125 MM-OM2
Beige	62.5/125 MM-OM1
Blue	9/125 UPC SM
Green	9/125 APC SM

Delivery: Box of 12 individually bagged connectors with optional termination aid (see instructions).

ACCESSORIES

Description	Catalog Number
Fiber Cleaver, Multimode	OFCLV3
Precision Cleaver, SM / MM	OFCLV4
Fiber Strip Tool, 250/900/2.0/3.0mm	OFSTRIP2
Fiber Microscope (Use LC Adapter)	OFSCOPE1
Laser Visual Fault Locator	OFVFLKT1
Fiber Clamp for B/O Tubing	OFCLMP1
6 Fiber 900 μM Break Out Tube Kit	OFBOKT6
12 Fiber 900 μM Break Out Tube Kit	OFBOKT12

DIMENSIONS



Dimensions are in mm.

INTEGRATED SOLUTIONS



Station & Cross-Connect Terminations

- FSP-Series Patch Panel X-Connections
- UDX Multimedia Panel Snap Fitting
- Snap-Fit Workstation Connections
 - Hubbell I-Station and IFP Plates
 - FPR and FCR Series Enclosures
 - AMO, OFPPL and ISB Housings

Delivery Systems Solutions

- SystemOne, Poke Throughs & Floor Boxes
- Multi-Connect Wall Boxes
- Raceway Outlets: Metal & Non-Metallic

TYPICAL APPLICATION

- Fiber Cleave quality and cleaved length is critical. Refer to the product instructions and published tips on fiber cleaving and terminating pre-polish connectors. Broken fibers will cause failure. The installer is responsible for using proper fiber cleaving procedures.
- Using the OFCLV4 precision cleave tool is recommended for all terminations to optimize cleave quality and optical transmission.
- Refer to Hubbell instructions and technical publications for 250 micron OSP cable terminations. Strip length and break-out tube clamping during termination is critical to prevent fiber gaps.
- Contact Hubbell Premise Wiring Technical Services for additional publications on cleaving and termination.



Cleaved Fiber



Broken Fiber

Optimum Fiber Splice

- ✓ Good cleave quality
- ✓ Zero cleave angle
- ✓ No gap, no chips
- ✓ No contamination

